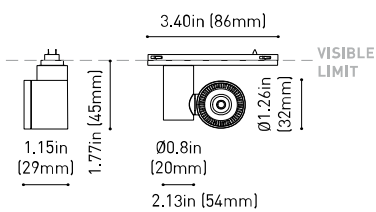




DIMENSIONS




ACCESORIES



BEAM MIXER DIFFUSER



ANTI-GLARE HONEYCOMB LOUVER



MINIMAL TRACK OPTIONS

AWARDS



reddot winner 2020
innovative product



reddot winner 2020
lighting design



Bronze Delta
ADI Awards 2020



WINNER
2020



archiproducts
DESIGN AWARDS
WINNER 2020

PRODUCT

| | |
|-----------|------------------------------|
| Name | IO MICRO 24V UL 20° 3000K NT |
| Reference | U3870011NT |
| Color | Textured black |
| Category | Track Lights |

LIGHT SOURCE

| | |
|-----------------------|----------------|
| Type | LED |
| Gross luminous flux | 550 Lm |
| Color temperature | 3000 K |
| Chromatic stability | MacAdam Step 2 |
| Color Rendering Index | CRI>90 |
| Power | 4.7 W |
| Efficacy | 117 Lm/W |
| LED lifespan | L90B10>60.000h |

LIGHTING FIXTURE | PHOTOMETRIC DATA

| | |
|-------------------------|--------|
| Lighting efficiency | 83% |
| Delivered luminous flux | 457 Lm |
| Light beam angle | 20° |

LIGHTING FIXTURE | ELECTRICAL DATA

| | |
|----------------------------|-------------|
| Power values of the system | 5,00 W |
| Dimming | Dim options |

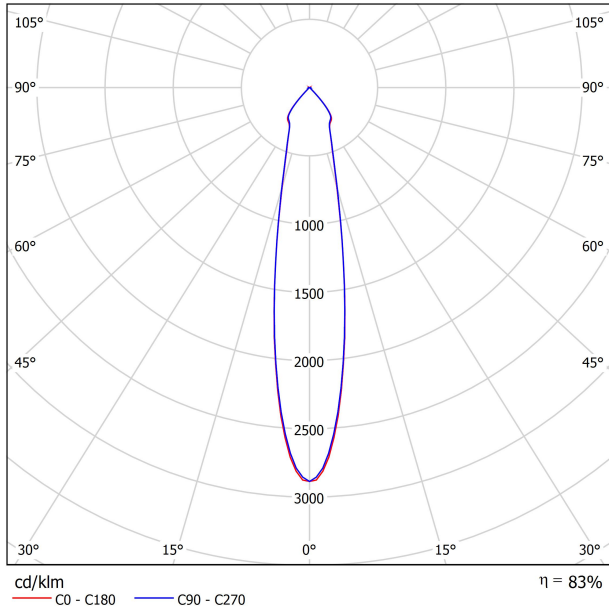
OTHER DATA

| | |
|------------------------|---|
| Environmental location | DRY |
| Track type | Minimal Track |
| Weight | 0.13 lb 60 gr |
| Packaged weight | 0.22 lb 100 gr |
| Packaging dimensions | 4.45 x 3.03 x 1.5 in 113 x 77 x 38 mm |
| Materials | Aluminium / Polycarbonate |

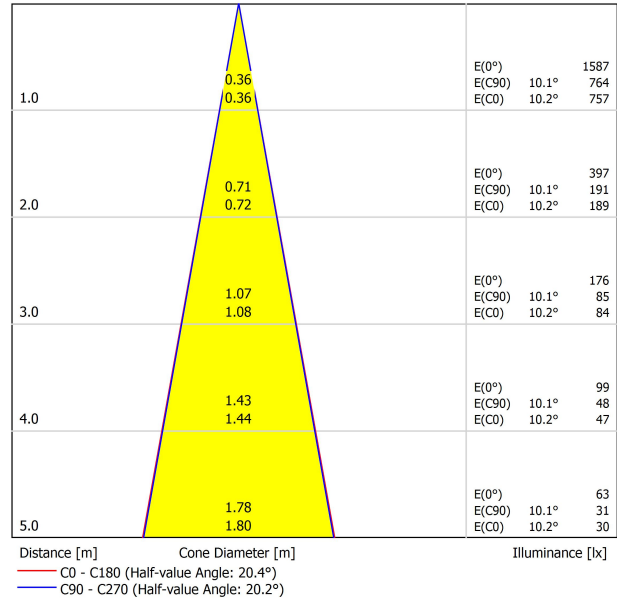


**US product only. Not available in Canada. IO Micro 24V is a LED spotlight miniaturised in a fixture that is so small that it fits on the palm of your hand. Designed for accent lighting applications, its small dimensions mean it can be fitted in display cabinets, shop windows and small places without generating an invasive presence on the scene. Created to be placed on a track, it offers all the features of concentrated LED spotlights with a minimalist and hyper-reduced design.

POLAR DIAGRAM



CONICAL DIAGRAM





| | PRODUCT |
|-----------|---------------------|
| Model | Beam Mixer Diffuser |
| Reference | A3870000 |
| Category | Accessories |

NOT SOLD SEPARATELY.

Beam Mixer Diffuser

The beam mixer diffuser reduces irregularities and distortions caused by parabolic, Fresnel lenses, or TIR collimators, ensuring a more uniform light distribution without significantly increasing beam length.



| PRODUCT | |
|-----------|------------------------------|
| Model | Anti-glare Honeycomb Louver |
| Reference | A3870001NT |
| Colour | NT ■ Textured black |
| Category | Accessories |

NOT SOLD SEPARATELY. 

Anti-glare Honeycomb Louver

Accessory featuring a honeycomb structure designed to control the light beam, reduce glare, and prevent direct exposure to the light source.

Minimal Track

ARKOSLIGHT

Minimal Track is a 24V low-voltage lighting system designed to create minimalist and highly configurable installations. On this page, you'll find the necessary components to configure your surface-mounted system.



Track & accessories - Surface mounting

Configure the shape of your track, add end caps and the required accessories, and finish the setup with the conductive strip (rubber cable).

MINIMAL TRACK 24V Suspension UL

Profile 2m UL

U384-02-00- | N |

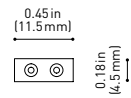


Rubber Cable n x 1m UL

U384-00-01- | N |

n = Total Length of System
1m = 39.37in

24V | Max. 4A



Corner 90° 1 Plane UL

U384-00-02- | N |

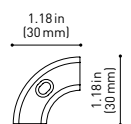
Cable Length = 1.38in (35mm)



Corner 90° 1 Plane Rounded UL

U384-00-03- | N |

Cable Length = 1.38in (35mm)



Corner 90° 2 Planes UL

U384-00-04- | N |

Cable Length = 3.94in (100mm)



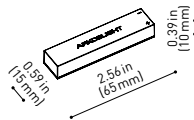
End Cap UL

U384-00-05- | N |



Connection Box UL

U384-00-06- | N |



Mounting scheme:



COLOUR | NT ■ RAL 9005 | WT □ RAL 9016 | N ■ RAL 9005 |

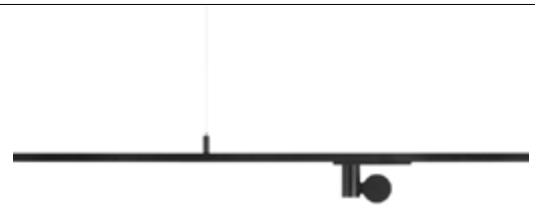
INSTALLATION GUIDE
<https://youtu.be/KnedJbKp7oo>



Minimal Track

ARKOSLIGHT

Minimal Track is a 24V low-voltage lighting system designed to create minimalist and highly configurable installations. On this page, you'll find the necessary components to configure your suspension-mounted system.



Track & accessories - Suspension mounting

Configure the shape of your track, add end caps and the required accessories, and finish the setup with the conductive strip (rubber cable).

MINIMAL TRACK 24V Suspension UL

Profile 2m UL

U384-02-00- | N |

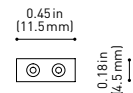


Rubber Cable n x 1m UL

U400-00-01- | N |

n = Total Length of System
1m = 39.37in

24V | Max. 4A



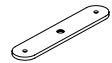
Profile 2m Initial feed kit UL

U400-02-10- | N |



Suspension Straight Joiner UL

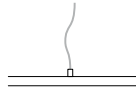
U400-00-02- | N |



Profile 2m Middle feed kit UL*

U400-02-20- | N |

* Unidirectional Middle Feed
2m = 78.74in



Suspension Kit UL

U400-02-04- | N |

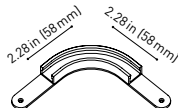
Max distance between suspension kits = 100 cm.



Suspension Corner 90° UL

U400-00-03- | N |

Cable Length = 3.35in (85mm)



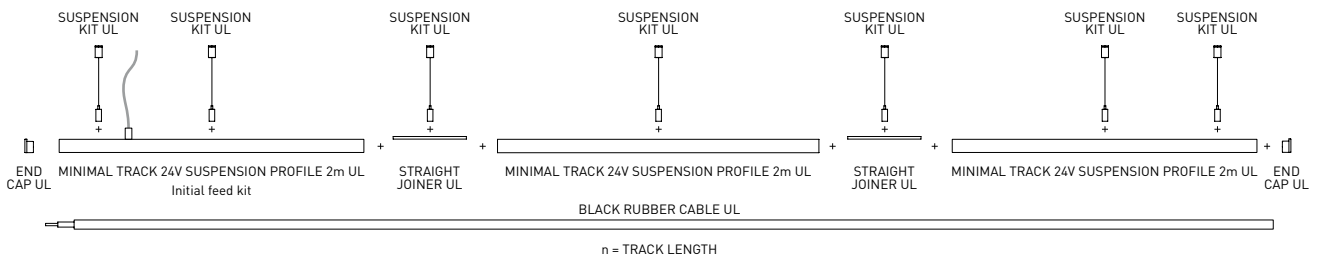
Suspension End Caps UL

U400-00-05- | N |

Two End Caps Included



Mounting scheme:



COLOUR | NT ■ RAL 9005 | WT □ RAL 9016 | N ■ RAL 9005 |

Power Supply

Select your power supply, include a dimmer if needed, and explore the connection diagrams provided.

| | | P | V | D (A x B x C) |
|---|-------------------|------|-----|---|
| MINIMAL TRACK 24V Remote Power Supply UL | U384-00-07 | 100W | 24V | 8.16 x 2.97 x 1.30 in 207.2 x 75.4 x 33 mm |

120 & 277 V | 50/60 Hz | NO DIM



| | | P | V | D (A x B x C) |
|--|-------------------|------|-----|--|
| MINIMAL TRACK 24V Dimmable Power Supply UL* | U010-00-01 | 60W | 24V | 5.83 x 1.68 x 1 in 148.2 x 42.6 x 25.4 mm |
| | U010-00-02 | 100W | 24V | 9.5 x 1.57 x 1 in 241.3 x 39.9 x 25.4 mm |

120 & 277 V | 50/60 Hz | 0-10 V



| | | P | V | D (A x B x C) |
|--|-------------------|------|-----|--|
| MINIMAL TRACK 24V Constant Voltage Dimmer | U010-00-00 | 144W | 24V | 2.86 x 1.18 x 0.71 in 72.6 x 30 x 18 mm |

24 V | CASAMBI



Connection diagrams:



UL DROP VOLTAGE TABLE

| POWER | CABLE SECTION | CABLE LENGTH | | | |
|-------|---------------|-------------------|--------------------|--------------------|--------------------|
| | | <16.40 ft <5 m | <32.80 ft <10 m | <65.62 ft <20 m | <98.43 ft <30 m |
| 60 W | AWG18 | 98.43 ft 30 m | 98.43 ft 30 m | 65.62 ft 20 m | 32.80 ft 10 m |
| | AWG16 | 98.43 ft 30 m | 98.43 ft 30 m | 98.43 ft 30 m | 65.62 ft 20 m |
| 96 W | AWG18 | 65.62 ft 20 m | 32.80 ft 10 m | X | X |
| | AWG16 | 65.62 ft 20 m | 65.62 ft 20 m | 32.80 ft 10 m | X |