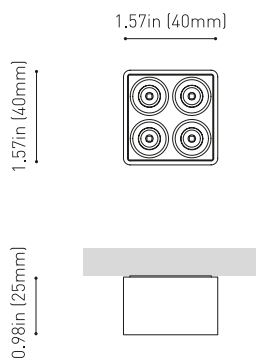




DIMENSIONS



| | |
|----------------------------|---|
| Name | BLACK FOSTER MICRO SURFACE 2X2 UL 3500K NT |
| Reference | U4593003NT |
| Color | Textured black |
| Category | Surface |
| Type | LED |
| Gross luminous flux | Depending on Mounting Accessories Lm |
| Color temperature | 3500 K |
| Chromatic stability | MacAdam Step 3 |
| Color Rendering Index | CRI>90 |
| Power | Depending on Mounting Accessories W |
| Current | Depending on Mounting Accessories mA |
| LED lifespan | L90B10>60.000h |
| Lighting efficiency | 87% |
| Delivered luminous flux | 0 Lm |
| Light beam angle | 37° |
| Driver | Requires remote driver |
| Power values of the system | W |
| Frequency | Depending on Mounting Accessories |
| Dimming | Depending on Mounting Accessories |
| Environmental location | DAMP |
| Weight | 0.13 lb 60 gr |
| Packaged weight | 0.22 lb 101 gr |
| Packaging dimensions | 4.8 x 3.34 x 1.22 in 122 x 85 x 31 mm |
| Materials | Aluminium - Acrylonitrile Butadiene Styrene - Polycarbonate |

PRODUCT

LIGHT SOURCE

LIGHTING FIXTURE | PHOTOMETRIC DATA

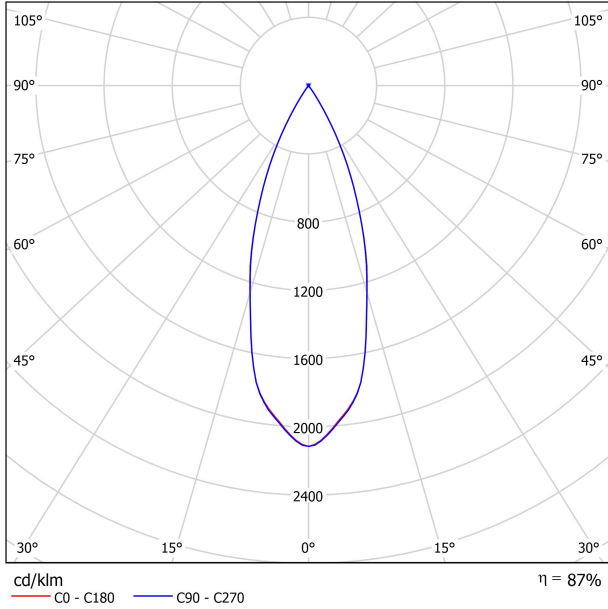
LIGHTING FIXTURE | ELECTRICAL DATA

OTHER DATA

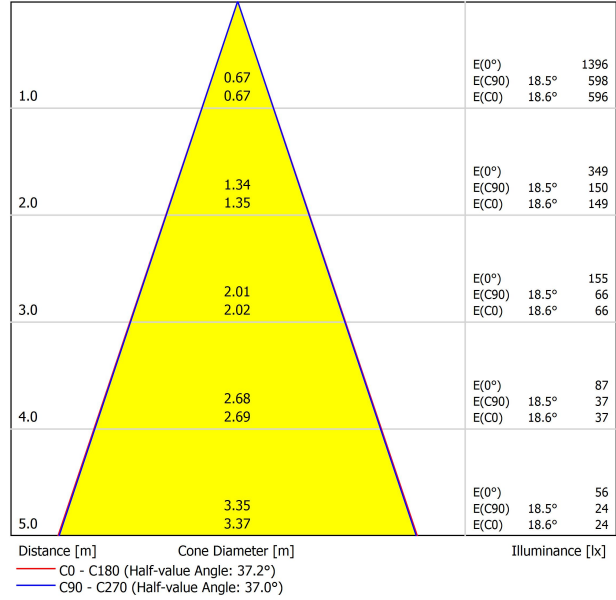


Black Foster has a very discrete presence in the interior design due to its reduced dimensions and its extremely low glare helping the piece not to gain much prominence. The downlight retains high levels of shielding, taking lighting comfort to another level as regards miniaturisation.

POLAR DIAGRAM



CONICAL DIAGRAM



UGR

| Glare Evaluation According to UGR | | | | | | | | | | | |
|--|-----|--|------|------|------|------|---|------|------|------|------|
| ρ Ceiling | | 70 | 70 | 50 | 50 | 30 | 70 | 70 | 50 | 50 | 30 |
| ρ Walls | | 50 | 30 | 50 | 30 | 30 | 50 | 30 | 50 | 30 | 30 |
| ρ Floor | | 20 | 20 | 20 | 20 | 20 | 20 | 20 | 20 | 20 | 20 |
| Room Size X Y | | Viewing direction at right angles to lamp axis | | | | | Viewing direction parallel to lamp axis | | | | |
| 2H | 2H | 12.5 | 13.1 | 12.7 | 13.3 | 13.5 | 12.4 | 13.0 | 12.6 | 13.2 | 13.4 |
| | 3H | 12.4 | 12.9 | 12.6 | 13.2 | 13.4 | 12.3 | 12.8 | 12.5 | 13.1 | 13.3 |
| | 4H | 12.3 | 12.9 | 12.6 | 13.1 | 13.4 | 12.3 | 12.8 | 12.5 | 13.0 | 13.3 |
| | 6H | 12.4 | 12.9 | 12.7 | 13.2 | 13.4 | 12.3 | 12.8 | 12.6 | 13.1 | 13.4 |
| | 8H | 12.4 | 12.9 | 12.8 | 13.2 | 13.5 | 12.3 | 12.8 | 12.7 | 13.1 | 13.4 |
| 4H | 12H | 12.5 | 13.0 | 12.9 | 13.3 | 13.6 | 12.4 | 12.9 | 12.8 | 13.2 | 13.5 |
| | 2H | 12.3 | 12.8 | 12.6 | 13.1 | 13.3 | 12.2 | 12.7 | 12.5 | 13.0 | 13.2 |
| | 3H | 12.2 | 12.6 | 12.5 | 12.9 | 13.3 | 12.1 | 12.5 | 12.4 | 12.8 | 13.2 |
| | 4H | 12.2 | 12.6 | 12.6 | 12.9 | 13.3 | 12.1 | 12.5 | 12.5 | 12.8 | 13.2 |
| | 6H | 12.3 | 12.6 | 12.7 | 13.0 | 13.4 | 12.2 | 12.6 | 12.6 | 12.9 | 13.3 |
| 8H | 8H | 12.4 | 12.7 | 12.9 | 13.1 | 13.5 | 12.4 | 12.6 | 12.8 | 13.0 | 13.4 |
| | 12H | 12.6 | 12.9 | 13.1 | 13.3 | 13.7 | 12.6 | 12.8 | 13.0 | 13.2 | 13.6 |
| | 4H | 12.1 | 12.4 | 12.6 | 12.8 | 13.2 | 12.1 | 12.3 | 12.5 | 12.7 | 13.1 |
| 12H | 6H | 12.3 | 12.5 | 12.8 | 13.0 | 13.4 | 12.3 | 12.5 | 12.7 | 12.9 | 13.4 |
| | 8H | 12.6 | 12.7 | 13.0 | 13.2 | 13.6 | 12.5 | 12.6 | 12.9 | 13.1 | 13.6 |
| | 12H | 12.9 | 13.0 | 13.4 | 13.5 | 14.0 | 12.8 | 12.9 | 13.3 | 13.4 | 13.9 |
| Variation of the observer position for the luminaire distances S | | | | | | | | | | | |
| S = 1.0H | | +6.0 / -4.4 | | | | | +6.0 / -4.3 | | | | |
| S = 1.5H | | +8.8 / -4.8 | | | | | +8.7 / -4.7 | | | | |
| S = 2.0H | | +10.8 / -5.4 | | | | | +10.8 / -5.0 | | | | |
| Standard table | | BK01 | | | | | BK01 | | | | |
| Correction Summand | | -6.0 | | | | | -6.1 | | | | |
| Corrected Glare Indices referring to 660lm Total Luminous Flux | | | | | | | | | | | |