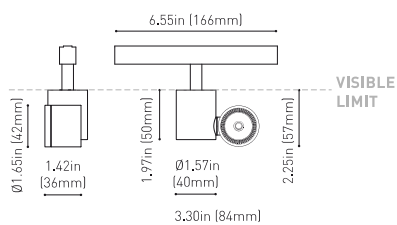




DIMENSIONS



ACCESORIES



BEAM MIXER DIFFUSER



ANTI-GLARE HONEYCOMB LOUVER



TRACK 48V OPTIONS

AWARDS



Silver Delta  
ADI Awards  
2016



DESIGN  
AWARD  
2017



PREMIO  
ADCV 2017  
ORO



GOOD  
DESIGN

PRODUCT

Name	IO 48V UL DIM 0-10V 30° 2700K NT
Reference	U3480120NT
Color	Textured black
Category	Track Lights

LIGHT SOURCE

Type	LED
Gross luminous flux	485 Lm
Color temperature	2700 K
Chromatic stability	MacAdam Step 2
Color Rendering Index	CRI>90
Power	4.5 W
Efficacy	108 Lm/W
LED lifespan	L90B10>55.000h

LIGHTING FIXTURE | PHOTOMETRIC DATA

Lighting efficiency	89%
Delivered luminous flux	432 Lm
Light beam angle	30°

LIGHTING FIXTURE | ELECTRICAL DATA

Power values of the system	5,00 W
Dimming	0-10V

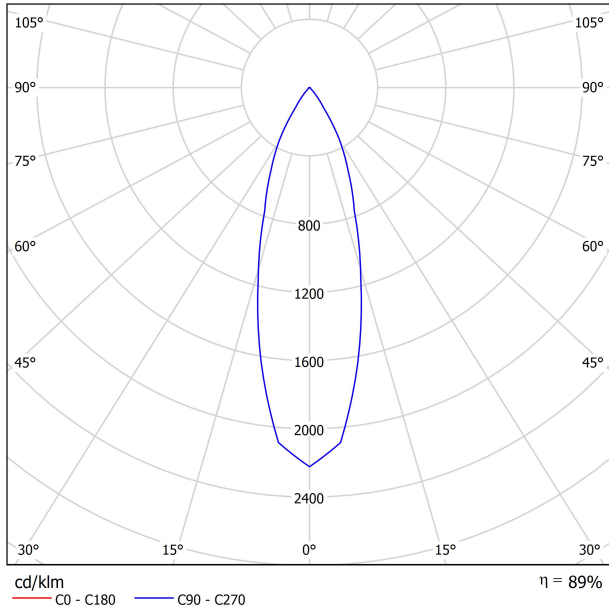
OTHER DATA

Environmental location	DAMP
Swivel angle	325°
Rotation angle	355°
Track type	Track 48V
Weight	0.34 lb   155 gr
Packaged weight	0.49 lb   225 gr
Packaging dimensions	7.40 x 6.50 x 2.09 in   188 x 165 x 53 mm
Materials	Aluminium - Polycarbonate

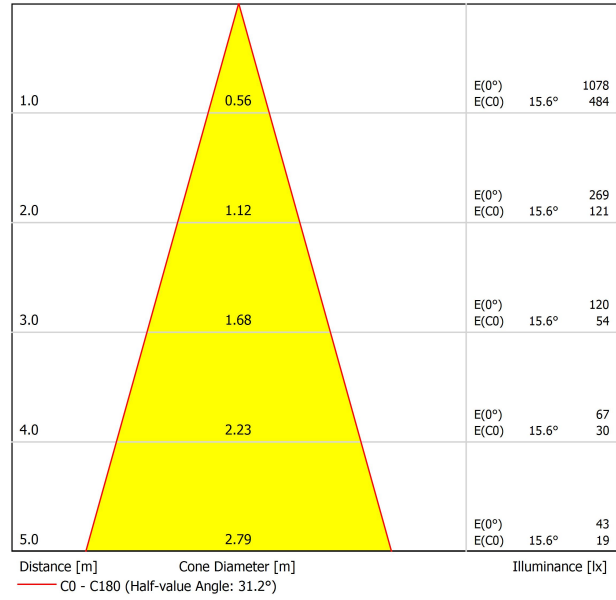


IO 48V is a LED spotlight miniaturised in a fixture that is so small that it fits on the palm of your hand. Designed for accent lighting applications, its small dimensions mean it can be fitted in display cabinets, shop windows and small places without generating an invasive presence on the scene. Created to be placed on a track, it offers all the features of concentrated LED spotlights with a minimalist and hyper-reduced design.

POLAR DIAGRAM



CONICAL DIAGRAM





	PRODUCT
Model	Beam Mixer Diffuser
Reference	08050100
Category	Accessories

NOT SOLD SEPARATELY.

## Beam Mixer Diffuser

The beam mixer diffuser reduces irregularities and distortions caused by parabolic, Fresnel lenses, or TIR collimators, ensuring a more uniform light distribution without significantly increasing beam length.



PRODUCT	
Model	Anti-glare Honeycomb Louver
Reference	08060000NT
Colour	<b>NT</b> ■   Textured black
Category	Accessories

NOT SOLD SEPARATELY. 

## Anti-glare Honeycomb Louver

Accessory featuring a honeycomb structure designed to control the light beam, reduce glare, and prevent direct exposure to the light source.

# Track 48V

# ARKOSLIGHT

48V track lighting systems are low-voltage lighting solutions based on electrified tracks. The track serves both as a physical structure and as a power carrier, allowing light modules to be placed and repositioned as needed, offering flexibility, safety, and energy efficiency. Ideal for projects that demand minimalist design, high performance, and adaptability. To configure your 48V system, you'll need to combine the following components:

1. Tracks - Available in surface, trimless, surface short, suspended (using suspension accessories with the surface track), and indirect light versions. They form the structural and electrical base of the system.
2. Connectors & Power Supply - Ensure electrical continuity between track sections and provide the 48V power input.
3. Accessories - Including end caps, joiners, mounting elements, and optional installation accessories to complete and secure the setup.



## Track Options

Choose the track version required for your project configuration.

### Surface

TRACK 48V SURFACE 3.28ft (1m) UL	U338-11-00-   NT   WT
TRACK 48V SURFACE 6.56ft (2m) UL	U338-12-00-   NT   WT



TRACK 48V SURFACE Corner 90° One Plane UL	U338-14-00-   NT   WT
TRACK 48V SURFACE T-Joint UL	U338-15-00-   NT
TRACK 48V SURFACE X-Joint UL	U338-16-00-   NT



Corner 90° One Plane UL

T-Joint UL

X-Joint UL



Straight joiners included  
\*Electrical connections not included



### Trimless

TRACK 48V TRIMLESS 3.28ft (1m) UL	U338-01-00-   N   WT
TRACK 48V TRIMLESS 6.56ft (2m) UL	U338-02-00-   N   WT

Plasterboard ceiling, mandatory thickness 0.50in (12.5mm). Recommended for installations where the profile can be installed before the false plasterboard ceiling.



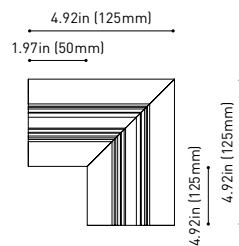
TRACK 48V TRIMLESS Corner 90° One Plane UL	U338-06-00-   N   WT
TRACK 48V TRIMLESS Corner 90° Two Planes UL	U338-07-00-   N   WT

Plasterboard ceiling, mandatory thickness 0.50in (12.5mm). Recommended for installations where the profile can be installed before the false plasterboard ceiling.

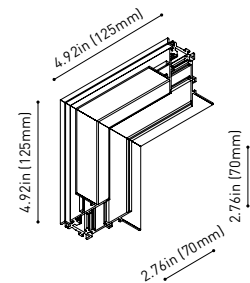


Corner 90° One Plane UL

Corner 90° Two Planes UL



\*Electrical connection not included



\*Electrical connection not included

TRIMLESS INSTALLATION GUIDE  
<https://youtu.be/tgGsQdaYe-w>



COLOUR | NT ■ RAL 9005 | WT □ RAL 9016 | N ■ RAL 9005 |

\*Electrical connections are not included. Please choose the required components from the Connectors section.

## Complementary track accessories

Use end caps, joiners, and gap covers to connect, close, and cleanly finish your track setup.

### Surface

End 48V UL

U338-00-06- | NT | WT |



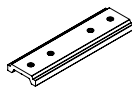
End Feed 48V UL

U338-00-07- | NT | WT |



Surface Straight Joiner 48V UL

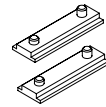
U338-00-11



### Trimless

Trimless Straight Joiners (2 units) 48V UL

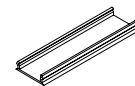
U338-00-05- | N | WT |



### For all tracks

Cover Gap 3,28 ft [1m] 48V UL

U338-00-30- | N |



## Connector options

Connectors are required to provide electrical continuity between tracks, ensuring an uninterrupted 48V flow.

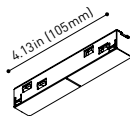
Live-End Connector 48V UL

U338-00-01- | N | W |



Central Connector 48V UL

U338-00-02- | N | W |



T-Joint Connector 48V UL

U450-00-07- | N |



Wireless Control 48V UL

U434-01-31- | N | W | Casambi



Corner 90° Connector One Plane 48V UL

U338-00-24- | N | W |

\*Not suitable for trimless version



L-Joint Connector 48V UL

U338-00-12- | N | W |



X-Joint Connector 48V UL

U450-00-08- | N |



COLOUR | N ■ RAL 9005 | W □ RAL 9016 |

## Power Supply Options

Select the appropriate power feed to deliver 48V to the system based on your track layout and installation type.

### For all tracks

	P	V	D
<b>CONSTANT VOLTAGE LED POWER SUPPLY</b>	<b>U100-00-78</b>	96W	48V
			8.16 x 2.97 x 1.30 in 207 x 75.4 x 33 mm
120 & 277 V   50/60 Hz			

UL DROP VOLTAGE TABLE

POWER	CABLE SECTION	CABLE LENGTH			
		16.40ft 5m	32.80ft 10m	65.62ft 20m	98.43ft 30m
96W	AWG16	164ft	164ft	131.32ft	82ft
		50m	50m	40m	25m

## Other accessories

### Alternative suspension installation

For a suspended configuration, use surface components together with the following accessories:

**Suspension Kit (2 units) 48V UL**

U338-00-15- | NT | WT |



**Suspension feed Kit (2 units) 48V UL**

U338-00-17- | N | W | DIM



\*for remote power supply

### Trimless mounting accessories

These accessories offer different options for installing trimless track systems according to ceiling type and project needs.

**Trimless Plaster Installation Guard 3.28ft (1m) 48V UL**

U338-00-21

Recommended for installation



**Fixing Template for Track 48V Trimless UL**

U338-00-31

Recommended for installation



**Trimless T-Bracket 48V UL**

U338-00-03



**Trimless Long T-Bracket 48V UL**

A338-00-04



**Trimless Clamp for M6 ROD 48V UL**

U338-00-09

\*See accessories quantities



**Trimless Track Clamp 48V UL**

U338-00-10

\*See accessories quantities



**Trimless Suspension Kit 48V UL**

U338-00-08

\*See accessories quantities



#### SUGGESTED MOUNTING ACCESSORIES QUANTITIES

3.28 ft (1000 mm) - 2 Pcs  
6.56 ft (2000 mm) - 3 Pcs

TRIMLESS INSTALLATION GUIDE  
<https://youtu.be/tgGsQdaYe-w>



COLOUR | NT ■ RAL 9005 | WT □ RAL 9016 | N ■ RAL 9005 | W □ RAL 9016 |