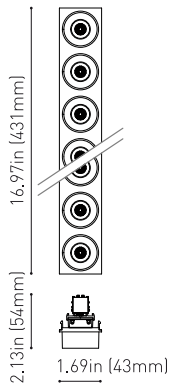




## DIMENSIONS



## ACCESORIES



BLACK FOSTER CUSTOM  
ACCESSORIES

## PRODUCT

Name	BLACK FOSTER CUSTOM MODULE 10 UL FLOOD DIM DALI 3500K NMG
Reference	U4535023NMG
Color	Black-Metallized gold
Category	Custom Systems

## LIGHT SOURCE

Type	LED
Gross luminous flux	2300 Lm
Color temperature	3500 K
Chromatic stability	MacAdam Step 3
Color Rendering Index	CRI>90
Power	21 W
Efficacy	109 Lm/W
LED lifespan	L90B10>102.000h

## LIGHTING FIXTURE | PHOTOMETRIC DATA

Lighting efficiency	92%
Delivered luminous flux	2116 Lm
Light beam angle	38°

## LIGHTING FIXTURE | ELECTRICAL DATA

Power values of the system	23,70 W
Dimming	DALI

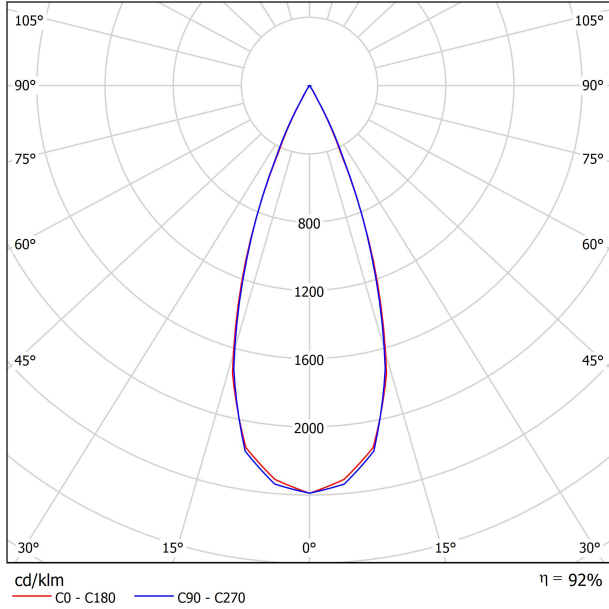
## OTHER DATA

Environmental location	DAMP
Track type	Black Foster Custom Surface Track
Weight	0.66 lb   300 gr
Packaged weight	0.88 lb   403 gr
Packaging dimensions	18.19 x 4.41 x 1.89 in   462 x 112 x 48 mm
Materials	Aluminium / Acrylonitrile Butadiene Styrene / Polycarbonate

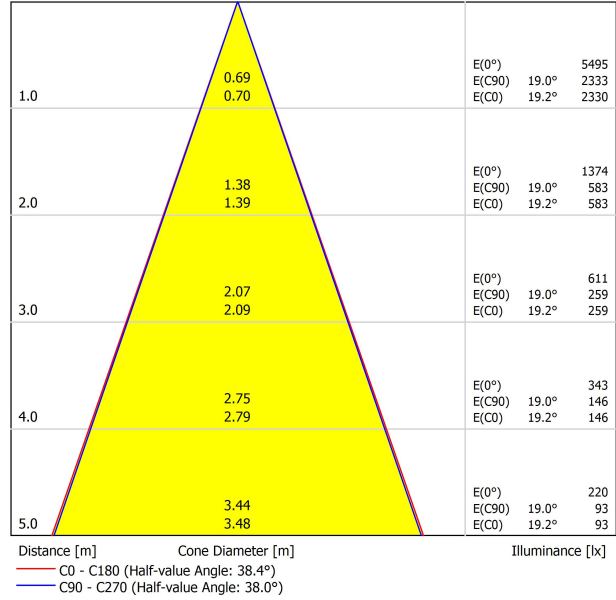


Black Foster is the lighting fixture that transfers the applauded "Invisible Black" effect to a linear system. Black Foster is composed of a series of combinable modules enabling the alternation of segments with light emission and without light emission. However, whether it is ON or OFF, this luminaire always keeps the aesthetics of a perfect dark line. To the observer, it is impossible to distinguish between Black Foster parts that emit light from those that don't. Black Foster's modularity provides a wide range of different combinations, allowing to set up the light emission location as many times as needed, and adapting itself to the requirements of each project in particular.

## POLAR DIAGRAM



## CONICAL DIAGRAM



## UGR

Glare Evaluation According to UGR											
Room Size		70	70	50	50	30	70	70	50	50	30
X Y		50	30	50	30	30	50	30	50	30	30
ρ Ceiling		20	20	20	20	20	20	20	20	20	20
ρ Walls		20	20	20	20	20	20	20	20	20	20
ρ Floor		20	20	20	20	20	20	20	20	20	20
Viewing direction at right angles to lamp axis		Viewing direction parallel to lamp axis					Viewing direction parallel to lamp axis				
2H	2H	-1.7	-1.1	-1.5	-0.9	-0.7	0.1	0.8	0.4	1.0	1.2
	3H	-1.2	-0.7	-1.0	-0.4	-0.2	0.4	1.0	0.7	1.2	1.4
	4H	-0.3	0.3	0.0	0.5	0.8	1.2	1.7	1.5	1.9	2.2
	6H	1.6	2.1	1.9	2.4	2.7	2.6	3.1	2.9	3.4	3.7
	8H	3.0	3.4	3.3	3.7	4.0	3.7	4.2	4.1	4.5	4.8
4H	12H	4.6	5.1	5.0	5.4	5.7	5.2	5.7	5.6	6.0	6.3
	2H	-1.8	-1.2	-1.5	-1.0	-0.7	0.0	0.6	0.3	0.8	1.1
	3H	-0.8	-0.3	-0.5	-0.0	0.3	0.6	1.1	1.0	1.4	1.7
	4H	0.7	1.1	1.0	1.4	1.7	1.8	2.2	2.2	2.5	2.9
	6H	3.1	3.4	3.5	3.8	4.2	3.8	4.1	4.2	4.5	4.9
8H	8H	4.7	5.0	5.1	5.3	5.7	5.2	5.5	5.6	5.9	6.3
	12H	6.5	6.8	7.0	7.2	7.6	7.0	7.2	7.4	7.6	8.1
	4H	1.6	1.9	2.0	2.3	2.7	2.5	2.8	2.9	3.2	3.6
	6H	4.5	4.7	4.9	5.1	5.5	4.9	5.2	5.4	5.6	6.0
	8H	6.2	6.4	6.7	6.8	7.3	6.6	6.8	7.1	7.2	7.7
12H	12H	8.3	8.4	8.7	8.9	9.4	8.6	8.8	9.1	9.2	9.7
	4H	2.0	2.2	2.4	2.6	3.0	2.8	3.0	3.2	3.4	3.8
	6H	5.0	5.2	5.4	5.6	6.1	5.4	5.6	5.9	6.0	6.5
8H	6.9	7.0	7.4	7.5	8.0	7.2	7.3	7.7	7.8	8.3	
Variation of the observer position for the luminaire distances S											
S = 1.0H		+0.9 / -0.3					+1.3 / -0.4				
S = 1.5H		+1.9 / -0.6					+2.7 / -0.7				
S = 2.0H		+3.1 / -0.8					+4.2 / -1.0				
Standard table Correction Summand		---					---				
Corrected Glare Indices referring to 2300lm Total Luminous Flux											

# Black Foster Custom System components

# ARKOSLIGHT

Black Foster Custom System is a modular 48V lighting system designed to create tailored lighting setups by combining tracks, connectors, lighting modules, and accessories. Ideal for architectural and retail projects that demand flexibility, minimalist design, and high performance.

To configure the Black Foster Custom System, you'll need to combine the following components:

1. Tracks - Available in surfac, or suspended versions (using suspension accessories with the surface track), they form the structural and electrical base of the system.
2. Connectors & Power Supply - Join track sections and provide 48V power input.
3. Accessories - Including end caps, joining elements, mounting accessories, and alternative installation parts to secure and finish the system.



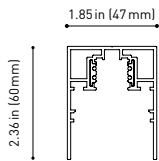
## Track Options

Choose all the track components required for your project configuration.

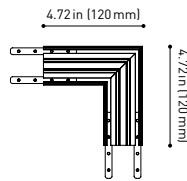
<b>BLACK FOSTER Custom Surface 3.28ft (1m) UL</b>	<b>U452-01-00-   NT   WT  </b>
<b>BLACK FOSTER Custom Surface 6.56ft (2m) UL</b>	<b>U452-02-00-   NT   WT  </b>

<b>BLACK FOSTER Custom Surface L-Joint UL</b>	<b>U452-04-00-   NT   WT  </b>
<b>BLACK FOSTER Custom Surface T-Joint UL</b>	<b>U452-05-00-   NT   WT  </b>
<b>BLACK FOSTER Custom Surface X-Joint UL</b>	<b>U452-06-00-   NT   WT  </b>

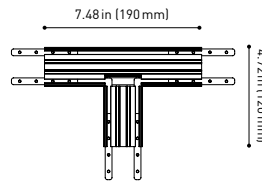
CUSTOM SURFACE PROFILE



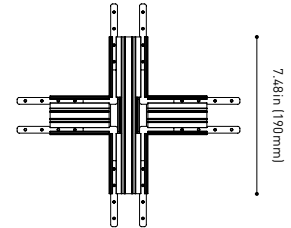
L-JOINT



T-JOINT



X-JOINT



## Complementary track accessories

Use end caps, joiners, and gap covers to connect, close, and cleanly finish your track setup.

<b>BLACK FOSTER Custom Surface</b>	
<b>End UL</b>	<b>U452-00-03-   N   W  </b>

Cover thickness = 0.12in (3mm)

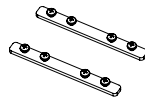


<b>BLACK FOSTER Custom Surface</b>	
<b>End Feed UL</b>	<b>U452-00-04-   N   W  </b>

Cover thickness = 0.12in (3mm)



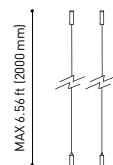
<b>BLACK FOSTER Custom Surface</b>	
<b>Straight Joiner UL</b>	<b>U452-00-05</b>



<b>BLACK FOSTER Suspension Kit (2 Units) UL</b>	
<b>U450-00-09-   NT   WT  </b>	

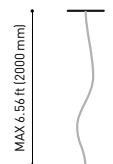
Suggested Mounting accessories quantities

- 3.28ft (1000mm) - 2 Pcs.
- 6.56ft (2000mm) - 3 Pcs.

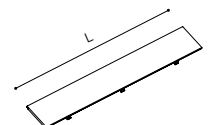


<b>Suspension Feed Kit 48V UL</b>	
<b>U338-00-17-   N   W  </b>	<b>DIM</b>

\*For remote power supply



<b>BLACK FOSTER Custom Cover Gap 250 UL</b>	<b>U452-00-01-   N  </b>	9.48in / 250mm
<b>BLACK FOSTER Custom Cover Gap 500 UL</b>	<b>U452-00-02-   N  </b>	16.69in / 500mm



COLOUR | NT ■ RAL 9005 | WT □ RAL 9016 | N ■ RAL 9005 |

Electrical connections are not included. Please choose the required components from the Connectors section.

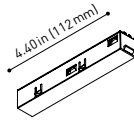


## Connector options

Connectors are required to provide electrical continuity between tracks, ensuring an uninterrupted 48V flow.

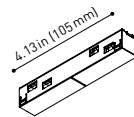
Live-End Connector 48V UL

U338-00-01- | N |



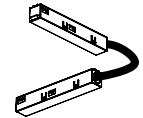
Central Connector 48V UL

U338-00-02- | N |



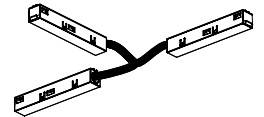
L-Joint Connector 48V UL

U338-00-12- | N |



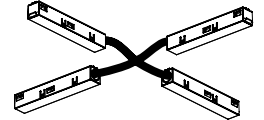
T-Joint Connector 48V UL

U450-00-07- | N |



X-Joint Connector 48V UL

U450-00-08- | N |



## Power Supply Options

Select the appropriate power feed to deliver 48V to the system based on your track layout and installation type.

	P	V	D
Constant Voltage LED POWER SUPPLY	U100-00-78	96W	48V
			8.16 x 2.97 x 1.30 in 207 x 75.4 x 33 mm

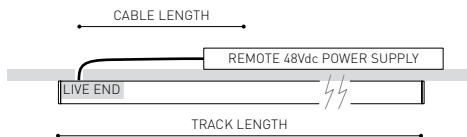
120 & 277V | 50/60 Hz

UL DROP  
VOLTAGE TABLE

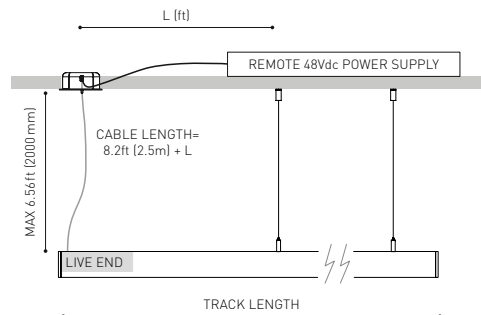
		CABLE LENGTH			
		16.40ft	32.80ft	65.62ft	98.43ft
		5m	10m	20m	30m
POWER	CABLE SECTION	TRACK LENGTH			
96 W	AWG16	164ft	164ft	131.32ft	82ft
		50m	50m	40m	25m

## Connection diagrams:

### Surface



### Suspension



COLOUR | N ■ RAL 9005 | W □ RAL 9016 |