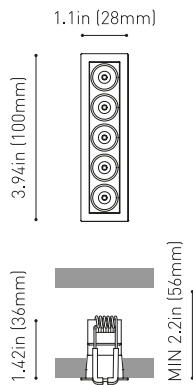




## DIMENSIONS



<b>Name</b>	BLACK FOSTER MICRO RECESSED 5 UL 3500K N
<b>Reference</b>	U4142013N
<b>Color</b>	Matt black
<b>Category</b>	Ceiling Recessed

## PRODUCT

<b>Type</b>	LED
<b>Gross luminous flux</b>	Depending on Mounting Accessories Lm
<b>Color temperature</b>	3500 K
<b>Chromatic stability</b>	MacAdam Step 3
<b>Color Rendering Index</b>	CRI>90
<b>Power</b>	Depending on Mounting Accessories W
<b>Current</b>	Depending on Mounting Accessories mA
<b>LED lifespan</b>	L90B10>60.000h

## LIGHT SOURCE

## LIGHTING FIXTURE | PHOTOMETRIC DATA

<b>Lighting efficiency</b>	87%
<b>Delivered luminous flux</b>	0 Lm
<b>Light beam angle</b>	37°

## LIGHTING FIXTURE | ELECTRICAL DATA

<b>Driver</b>	Requires remote driver
<b>Power values of the system</b>	W
<b>Frequency</b>	Depending on Mounting Accessories
<b>Dimming</b>	Depending on Mounting Accessories

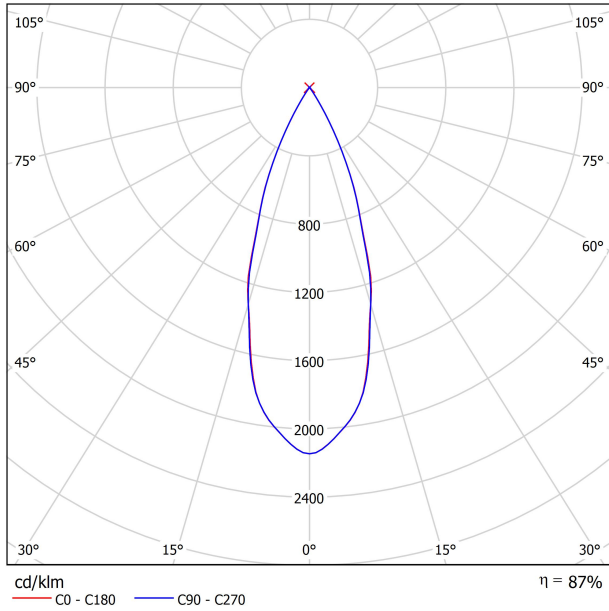
## OTHER DATA

<b>IC Rated</b>	Yes
<b>Environmental location</b>	DAMP
<b>Recess measurements</b>	0.94 x 3.78 in   24 x 96
<b>Weight</b>	0.25 lb   115 gr
<b>Packaged weight</b>	0.38 lb   176 gr
<b>Packaging dimensions</b>	6.92 x 2.4 x 1.96 in   176 x 61 x 50 mm
<b>Materials</b>	Aluminium - Acrylonitrile Butadiene Styrene - Polycarbonate

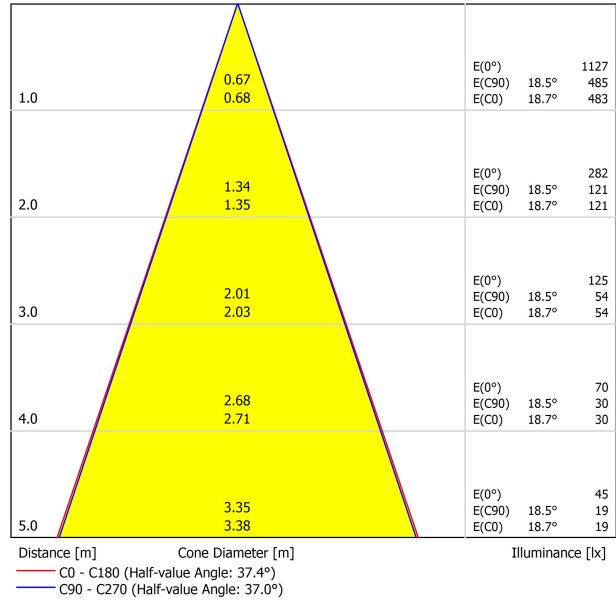


Black Foster Micro is a feat of engineering which brings the acclaimed "The Invisible Black" effect to a hyper-reduced light. Its tiny size and thin trim offer a "trimless visual" aesthetic which combines with its almost imperceptible presence as a result of its compact dimensions. Black Foster Micro is designed for general or accent lighting and can be used in projects that seek ceiling lighting that plays a minimal role.

POLAR DIAGRAM



CONICAL DIAGRAM



UGR

Glare Evaluation According to UGR											
ρ Ceiling		70	70	50	50	30	70	70	50	50	30
ρ Walls		50	30	50	30	30	50	30	50	30	30
ρ Floor		20	20	20	20	20	20	20	20	20	20
Room Size X Y		Viewing direction at right angles to lamp axis					Viewing direction parallel to lamp axis				
2H	2H	11.3	11.9	11.5	12.1	12.3	11.3	12.0	11.6	12.2	12.4
	3H	11.4	12.0	11.6	12.2	12.4	11.4	12.0	11.7	12.2	12.5
	4H	11.6	12.1	11.9	12.4	12.6	11.6	12.2	11.9	12.4	12.7
	6H	12.0	12.5	12.3	12.7	13.0	12.0	12.5	12.4	12.8	13.1
	8H	12.3	12.8	12.7	13.1	13.4	12.4	12.9	12.7	13.1	13.4
	12H	12.9	13.3	13.2	13.6	14.0	12.9	13.4	13.3	13.7	14.0
4H	2H	11.1	11.7	11.4	11.9	12.2	11.2	11.8	11.5	12.0	12.3
	3H	11.4	11.8	11.7	12.1	12.4	11.4	11.9	11.8	12.2	12.5
	4H	11.7	12.1	12.1	12.5	12.8	11.8	12.2	12.1	12.5	12.8
	6H	12.4	12.7	12.8	13.1	13.5	12.5	12.8	12.9	13.2	13.5
	8H	13.0	13.3	13.4	13.6	14.0	13.0	13.3	13.4	13.7	14.1
	12H	13.8	14.0	14.2	14.4	14.9	13.8	14.1	14.2	14.4	14.9
8H	4H	11.9	12.2	12.3	12.6	13.0	11.9	12.2	12.3	12.6	13.0
	6H	12.8	13.0	13.3	13.4	13.9	12.9	13.1	13.3	13.5	14.0
	8H	13.6	13.8	14.1	14.2	14.7	13.6	13.8	14.1	14.2	14.7
	12H	14.7	14.9	15.2	15.3	15.8	14.7	14.9	15.2	15.3	15.8
12H	4H	11.9	12.2	12.4	12.6	13.0	12.0	12.2	12.4	12.6	13.0
	6H	13.0	13.1	13.4	13.6	14.0	13.0	13.2	13.5	13.6	14.1
	8H	13.9	14.0	14.3	14.5	15.0	13.9	14.0	14.4	14.5	15.0
Variation of the observer position for the luminaire distances S											
S = 1.0H		+3.5 / -1.3					+3.6 / -1.3				
S = 1.5H		+6.0 / -1.6					+6.0 / -1.6				
S = 2.0H		+8.0 / -1.7					+8.0 / -1.9				
Standard table Correction Summand		---					---				
Corrected Glare Indices referring to 525lm Total Luminous Flux											