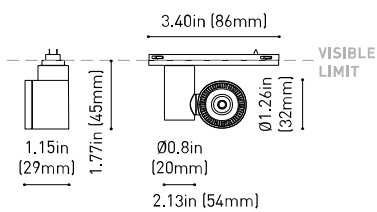




## DIMENSIONS




## ACCESORIES



BEAM MIXER DIFFUSER



ANTI-GLARE HONEYCOMB LOUVER



MINIMAL TRACK OPTIONS

## AWARDS



reddot winner 2020  
innovative product



reddot winner 2020  
lighting design



Bronze Delta  
ADI Awards 2020



HONORABLE MENTION  
EUROPEAN  
PRODUCT  
DESIGN  
AWARD



WINNER  
2020



archiproducts  
DESIGN AWARDS  
WINNER 2020

Name	IO MICRO 24V UL 40° 4000K WT
Reference	U3870022WT
Color	Textured white
Category	Track Lights

## PRODUCT

Type	LED
Gross luminous flux	590 Lm
Color temperature	4000 K
Chromatic stability	MacAdam Step 2
Color Rendering Index	CRI>90
Power	4.7 W
Efficacy	125 Lm/W
LED lifespan	L90B10>60.000h

## LIGHT SOURCE

Lighting efficiency	84%
Delivered luminous flux	496 Lm
Light beam angle	40°

## LIGHTING FIXTURE | PHOTOMETRIC DATA

Power values of the system	5,00 W
Dimming	Dim options

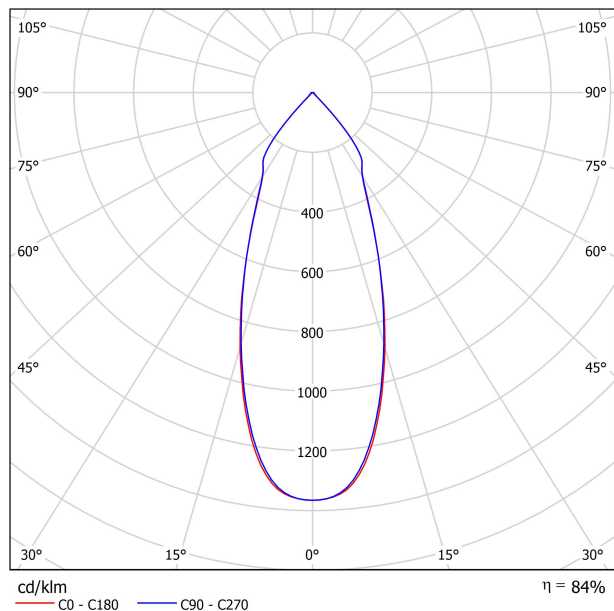
## LIGHTING FIXTURE | ELECTRICAL DATA

Environmental location	DRY
Track type	Minimal Track
Weight	0.13 lb   60 gr
Packaged weight	0.22 lb   100 gr
Packaging dimensions	4.45 x 3.03 x 1.5 in   113 x 77 x 38 mm
Materials	Aluminium / Polycarbonate

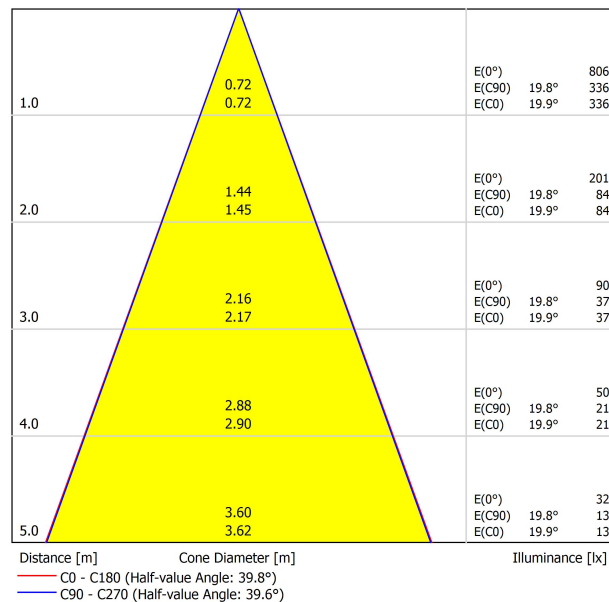


\*\*US product only. Not available in Canada. IO Micro 24V is a LED spotlight miniaturised in a fixture that is so small that it fits on the palm of your hand. Designed for accent lighting applications, its small dimensions mean it can be fitted in display cabinets, shop windows and small places without generating an invasive presence on the scene. Created to be placed on a track, it offers all the features of concentrated LED spotlights with a minimalist and hyper-reduced design.

POLAR DIAGRAM



CONICAL DIAGRAM





	PRODUCT
Model	Beam Mixer Diffuser
Reference	A3870000
Category	Accessories

NOT SOLD SEPARATELY.

## Beam Mixer Diffuser

The beam mixer diffuser reduces irregularities and distortions caused by parabolic, Fresnel lenses, or TIR collimators, ensuring a more uniform light distribution without significantly increasing beam length.



PRODUCT	
Model	Anti-glare Honeycomb Louver
Reference	A3870001WT
Colour	<b>WT</b> <input type="checkbox"/>   Textured white
Category	Accessories

NOT SOLD SEPARATELY. 

## Anti-glare Honeycomb Louver

Accessory featuring a honeycomb structure designed to control the light beam, reduce glare, and prevent direct exposure to the light source.

# Minimal Track

# ARKOSLIGHT

Minimal Track is a 24V low-voltage lighting system designed to create minimalist and highly configurable installations. On this page, you'll find the necessary components to configure your surface-mounted system.



## Track & accessories - Surface mounting

Configure the shape of your track, add end caps and the required accessories, and finish the setup with the conductive strip (rubber cable).

### MINIMAL TRACK 24V Suspension UL

Profile 2m UL

U384-02-00- | N |

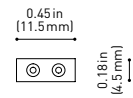


### Rubber Cable n x 1m UL

U384-00-01- | N |

n = Total Length of System  
1m = 39.37in

24V | Max. 4A



### Corner 90° 1 Plane UL

U384-00-02- | N |

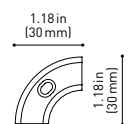
Cable Length = 1.38in (35mm)



### Corner 90° 1 Plane Rounded UL

U384-00-03- | N |

Cable Length = 1.38in (35mm)



### Corner 90° 2 Planes UL

U384-00-04- | N |

Cable Length = 3.94in (100mm)



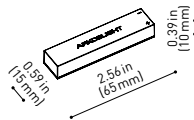
### End Cap UL

U384-00-05- | N |



### Connection Box UL

U384-00-06- | N |



## Mounting scheme:



COLOUR | NT ■ RAL 9005 | WT □ RAL 9016 | N ■ RAL 9005 |

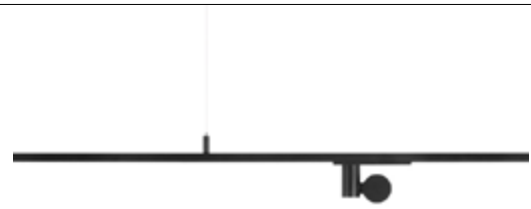
INSTALLATION GUIDE  
<https://youtu.be/KnedJbKp7oo>



# Minimal Track

# ARKOSLIGHT

Minimal Track is a 24V low-voltage lighting system designed to create minimalist and highly configurable installations. On this page, you'll find the necessary components to configure your suspension-mounted system.



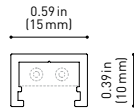
## Track & accessories - Suspension mounting

Configure the shape of your track, add end caps and the required accessories, and finish the setup with the conductive strip (rubber cable).

### MINIMAL TRACK 24V Suspension UL

Profile 2m UL

U384-02-00- | N |

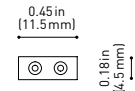


### Rubber Cable n x 1m UL

U400-00-01- | N |

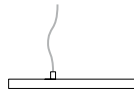
n = Total Length of System  
1m = 39.37in

24V | Max. 4A



### Profile 2m Initial feed kit UL

U400-02-10- | N |



### Suspension Straight Joiner UL

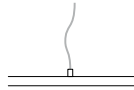
U400-00-02- | N |



### Profile 2m Middle feed kit UL\*

U400-02-20- | N |

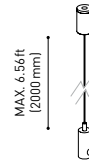
\* Unidirectional Middle Feed  
2m = 78.74in



### Suspension Kit UL

U400-02-04- | N |

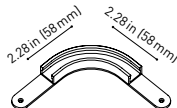
Max distance between suspension kits = 100 cm.



### Suspension Corner 90° UL

U400-00-03- | N |

Cable Length = 3.35in (85mm)



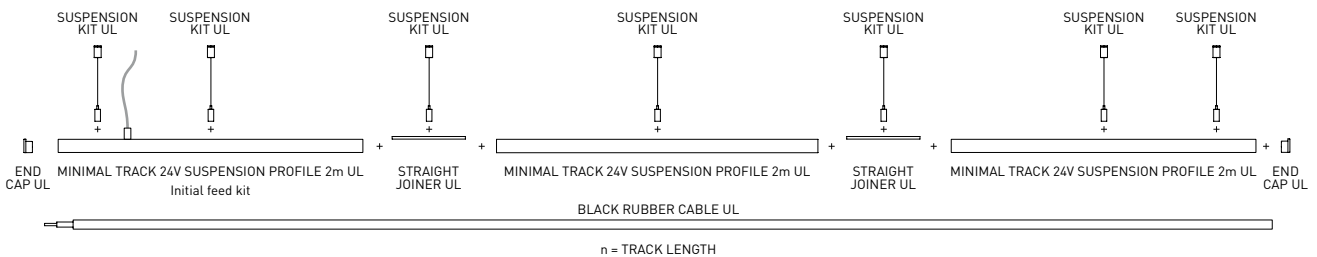
### Suspension End Caps UL

U400-00-05- | N |

Two End Caps Included



## Mounting scheme:



COLOUR | NT ■ RAL 9005 | WT □ RAL 9016 | N ■ RAL 9005 |

## Power Supply

Select your power supply, include a dimmer if needed, and explore the connection diagrams provided.

		P	V	D (A x B x C)
<b>MINIMAL TRACK 24V Remote Power Supply UL</b>	<b>U384-00-07</b>	100W	24V	8.16 x 2.97 x 1.30 in 207.2 x 75.4 x 33 mm

120 & 277 V | 50/60 Hz | NO DIM



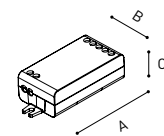
		P	V	D (A x B x C)
<b>MINIMAL TRACK 24V Dimmable Power Supply UL*</b>	<b>U010-00-01</b>	60W	24V	5.83 x 1.68 x 1 in 148.2 x 42.6 x 25.4 mm
	<b>U010-00-02</b>	100W	24V	9.5 x 1.57 x 1 in 241.3 x 39.9 x 25.4 mm

120 & 277 V | 50/60 Hz | 0-10 V

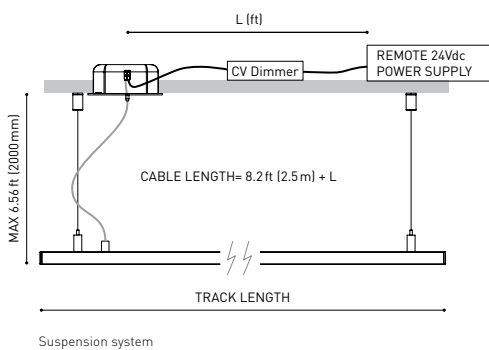
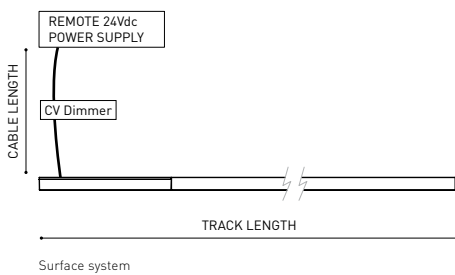


		P	V	D (A x B x C)
<b>MINIMAL TRACK 24V Constant Voltage Dimmer</b>	<b>U010-00-00</b>	144W	24V	2.86 x 1.18 x 0.71 in 72.6 x 30 x 18 mm

24 V | CASAMBI



## Connection diagrams:



UL DROP VOLTAGE TABLE

POWER	CABLE SECTION	CABLE LENGTH			
		<16.40 ft <5 m	<32.80 ft <10 m	<65.62 ft <20 m	<98.43 ft <30 m
60 W	AWG18	98.43 ft 30 m	98.43 ft 30 m	65.62 ft 20 m	32.80 ft 10 m
	AWG16	98.43 ft 30 m	98.43 ft 30 m	98.43 ft 30 m	65.62 ft 20 m
96 W	AWG18	65.62 ft 20 m	32.80 ft 10 m	X	X
	AWG16	65.62 ft 20 m	65.62 ft 20 m	32.80 ft 10 m	X