



DIMENSIONS



ACCESSORIES



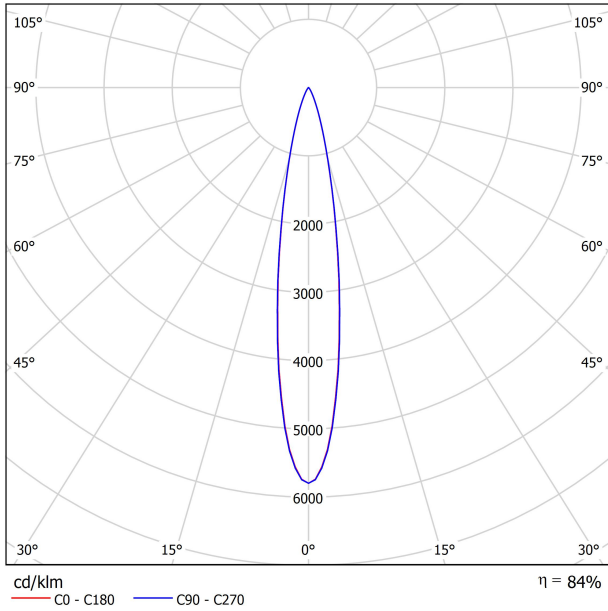
BLACK FOSTER CUSTOM
ACCESSORIES

| | |
|--|---|
| Reference | U4540210G |
| Color | Gold |
| Category | Custom Systems |
| PRODUCT | |
| Type | LED |
| Gross luminous flux | 520 Lm |
| Color temperature | 2700 K |
| Chromatic stability | MacAdam Step 2 |
| Color Rendering Index | CRI>90 |
| Power | 5.5 W |
| Current | 500 mA |
| Efficacy | 94 Lm/W |
| LED lifespan | L90B10>108.000h |
| LIGHT SOURCE | |
| Lighting efficiency | 84% |
| Delivered luminous flux | 437 Lm |
| Light beam angle | 18° |
| LIGHTING FIXTURE PHOTOMETRIC DATA | |
| LIGHTING FIXTURE ELECTRICAL DATA | |
| Driver | Included |
| Power values of the system | 7,00 W |
| Dimming | DALI |
| OTHER DATA | |
| Environmental location | DAMP |
| Swivel angle | 90° |
| Rotation angle | 355° |
| Track type | Black Foster Custom Surface Track |
| Weight | 0.35 lb 160 gr |
| Packaged weight | 0.47 lb 217 gr |
| Packaging dimensions | 8.27 x 4.41 x 2.13 in 210 x 112 x 54 mm |
| Materials | Aluminium / Polycarbonate |



Fit 27 is a projector for the Black Foster custom system. Cylindrical geometry and essential forms, it stands out for its minimalistic looking and its functionality as it can be orientated in any direction. The black perimeter around its mouth highlights its anti-glare vocation.

POLAR DIAGRAM



CONICAL DIAGRAM



UGR

| Glare Evaluation According to UGR | | | | | | | | | | | |
|--|-----|---|------|------|------|------|--|------|------|------|------|
| ρ Ceiling | | 70 | 70 | 50 | 50 | 30 | 70 | 70 | 50 | 50 | 30 |
| ρ Walls | | 50 | 30 | 50 | 30 | 30 | 50 | 30 | 50 | 30 | 30 |
| ρ Floor | | 20 | 20 | 20 | 20 | 20 | 20 | 20 | 20 | 20 | 20 |
| Room Size X Y | | Viewing direction at right angles to lamp axis | | | | | Viewing direction parallel to lamp axis | | | | |
| 2H | 2H | 11.1 | 11.8 | 11.3 | 11.9 | 12.1 | 11.2 | 11.9 | 11.4 | 12.1 | 12.2 |
| | 3H | 12.4 | 13.0 | 12.7 | 13.2 | 13.5 | 12.7 | 13.3 | 13.0 | 13.6 | 13.8 |
| | 4H | 13.5 | 14.1 | 13.8 | 14.3 | 14.6 | 13.6 | 14.2 | 13.9 | 14.4 | 14.7 |
| | 6H | 14.5 | 15.0 | 14.8 | 15.3 | 15.6 | 14.5 | 15.0 | 14.8 | 15.3 | 15.6 |
| | 8H | 15.1 | 15.6 | 15.4 | 15.9 | 16.2 | 15.1 | 15.6 | 15.4 | 15.9 | 16.2 |
| | 12H | 15.9 | 16.4 | 16.3 | 16.7 | 17.0 | 16.0 | 16.4 | 16.3 | 16.7 | 17.0 |
| 4H | 2H | 11.6 | 12.2 | 11.9 | 12.4 | 12.7 | 11.7 | 12.2 | 12.0 | 12.5 | 12.8 |
| | 3H | 13.2 | 13.7 | 13.6 | 14.0 | 14.3 | 13.5 | 14.0 | 13.8 | 14.3 | 14.6 |
| | 4H | 14.5 | 14.9 | 14.9 | 15.2 | 15.6 | 14.5 | 15.0 | 14.9 | 15.3 | 15.6 |
| | 6H | 15.7 | 16.0 | 16.1 | 16.4 | 16.8 | 15.7 | 16.0 | 16.1 | 16.4 | 16.8 |
| | 8H | 16.5 | 16.8 | 16.9 | 17.2 | 17.6 | 16.4 | 16.7 | 16.8 | 17.1 | 17.5 |
| | 12H | 17.5 | 17.7 | 17.9 | 18.1 | 18.6 | 17.5 | 17.7 | 17.9 | 18.1 | 18.6 |
| 8H | 4H | 14.9 | 15.2 | 15.3 | 15.6 | 16.0 | 15.0 | 15.3 | 15.4 | 15.7 | 16.1 |
| | 6H | 16.5 | 16.7 | 16.9 | 17.1 | 17.6 | 16.5 | 16.7 | 16.9 | 17.1 | 17.5 |
| | 8H | 17.5 | 17.7 | 17.9 | 18.1 | 18.6 | 17.4 | 17.6 | 17.8 | 18.0 | 18.5 |
| | 12H | 18.7 | 18.9 | 19.2 | 19.3 | 19.8 | 18.7 | 18.9 | 19.2 | 19.3 | 19.8 |
| 12H | 4H | 15.0 | 15.3 | 15.5 | 15.7 | 16.1 | 15.1 | 15.4 | 15.5 | 15.8 | 16.2 |
| | 6H | 16.7 | 16.9 | 17.2 | 17.3 | 17.8 | 16.7 | 16.9 | 17.2 | 17.3 | 17.8 |
| | 8H | 17.8 | 18.0 | 18.3 | 18.4 | 18.9 | 17.7 | 17.9 | 18.2 | 18.4 | 18.9 |
| Variation of the observer position for the luminaire distances S | | | | | | | | | | | |
| S = 1.0H | | +1.3 / -0.6 | | | | | +1.3 / -0.5 | | | | |
| S = 1.5H | | +2.8 / -0.8 | | | | | +2.7 / -0.8 | | | | |
| S = 2.0H | | +4.3 / -1.3 | | | | | +4.2 / -1.2 | | | | |
| Standard table Correction Summand | | --- | | | | | --- | | | | |
| Corrected Glare Indices referring to 550lm Total Luminous Flux | | | | | | | | | | | |

Black Foster Custom System components

ARKOSLIGHT

Black Foster Custom System is a modular 48V lighting system designed to create tailored lighting setups by combining tracks, connectors, lighting modules, and accessories. Ideal for architectural and retail projects that demand flexibility, minimalist design, and high performance.

To configure the Black Foster Custom System, you'll need to combine the following components:

1. Tracks - Available in surfac, or suspended versions (using suspension accessories with the surface track), they form the structural and electrical base of the system.
2. Connectors & Power Supply - Join track sections and provide 48V power input.
3. Accessories - Including end caps, joining elements, mounting accessories, and alternative installation parts to secure and finish the system.



Track Options

Choose all the track components required for your project configuration.

| | |
|---|-----------------------|
| BLACK FOSTER Custom Surface 3.28ft (1m) UL | U452-01-00- NT WT |
| BLACK FOSTER Custom Surface 6.56ft (2m) UL | U452-02-00- NT WT |

| | |
|---|-----------------------|
| BLACK FOSTER Custom Surface L-Joint UL | U452-04-00- NT WT |
| BLACK FOSTER Custom Surface T-Joint UL | U452-05-00- NT WT |
| BLACK FOSTER Custom Surface X-Joint UL | U452-06-00- NT WT |

CUSTOM SURFACE PROFILE



L-JOINT



T-JOINT



X-JOINT



Complementary track accessories

Use end caps, joiners, and gap covers to connect, close, and cleanly finish your track setup.

| | |
|------------------------------------|---------------------|
| BLACK FOSTER Custom Surface | |
| End UL | U452-00-03- N W |

Cover thickness = 0.12in (3mm)



| | |
|------------------------------------|---------------------|
| BLACK FOSTER Custom Surface | |
| End Feed UL | U452-00-04- N W |

Cover thickness = 0.12in (3mm)



| | |
|------------------------------------|------------|
| BLACK FOSTER Custom Surface | |
| Straight Joiner UL | U452-00-05 |



| | |
|---|--|
| BLACK FOSTER Suspension Kit (2 Units) UL | |
| U450-00-09- NT WT | |

Suggested Mounting accessories quantities

- 3.28ft (1000mm) - 2 Pcs.
- 6.56ft (2000mm) - 3 Pcs.

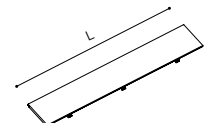


| | |
|-----------------------------------|-----|
| Suspension Feed Kit 48V UL | |
| U338-00-17- N W | DIM |

*For remote power supply



| | | |
|---|-----------------|-----------------|
| BLACK FOSTER Custom Cover Gap 250 UL | U452-00-01- N | 9.48in / 250mm |
| BLACK FOSTER Custom Cover Gap 500 UL | U452-00-02- N | 16.69in / 500mm |



COLOUR | NT ■ RAL 9005 | WT □ RAL 9016 | N ■ RAL 9005 |

Electrical connections are not included. Please choose the required components from the Connectors section.



Connector options

Connectors are required to provide electrical continuity between tracks, ensuring an uninterrupted 48V flow.

Live-End Connector 48V UL

U338-00-01- | N |



Central Connector 48V UL

U338-00-02- | N |



L-Joint Connector 48V UL

U338-00-12- | N |



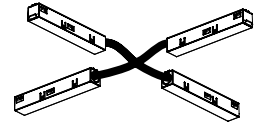
T-Joint Connector 48V UL

U450-00-07- | N |



X-Joint Connector 48V UL

U450-00-08- | N |



Power Supply Options

Select the appropriate power feed to deliver 48V to the system based on your track layout and installation type.

| | P | V | D |
|--------------------------------------|------------|-----|--|
| Constant Voltage LED POWER SUPPLY | U100-00-78 | 96W | 48V 8.16 x 2.97 x 1.30 in 207 x 75.4 x 33 mm |

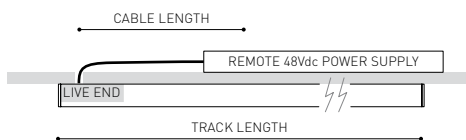
120 & 277V | 50/60 Hz

UL DROP
VOLTAGE TABLE

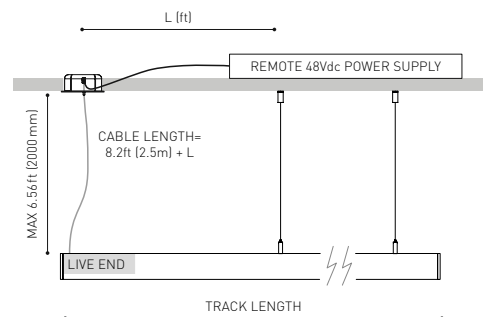
| | | CABLE LENGTH | | | |
|-------|---------------|--------------|---------|----------|---------|
| | | 16.40ft | 32.80ft | 65.62ft | 98.43ft |
| | | 5m | 10m | 20m | 30m |
| POWER | CABLE SECTION | TRACK LENGTH | | | |
| 96 W | AWG16 | 164ft | 164ft | 131.32ft | 82ft |
| | | 50m | 50m | 40m | 25m |

Connection diagrams:

Surface



Suspension



COLOUR | N ■ RAL 9005 | W □ RAL 9016 |