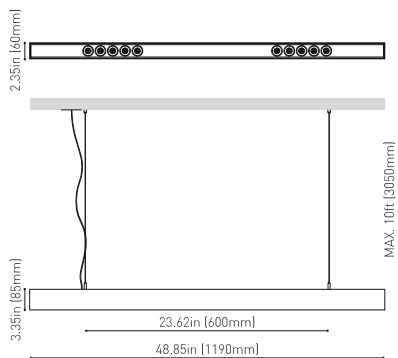


Black Foster Suspension

ARKOSLIGHT



DIMENSIONS



AWARDS



PRODUCT

Name	BLACK FOSTER SUSP 1200 UL FLOOD DIM ON BOARD 2700K NTMG
Reference	U3211050NTMG
Color	Textured black-Metallized gold
Category	Suspension

LIGHT SOURCE

Type	LED
Gross luminous flux	1900 Lm
Color temperature	2700 K
Chromatic stability	MacAdam Step 3
Color Rendering Index	CRI > 90
Power	21 W
Current	700 mA
Efficacy	90 Lm/W
LED lifespan	L90B10 > 102.000h

LIGHTING FIXTURE | PHOTOMETRIC DATA

Lighting efficiency	92%
Delivered luminous flux	1748 Lm
Light beam angle	38°

LIGHTING FIXTURE | ELECTRICAL DATA

Driver	Included: ERP-PSB series or similar
Power values of the system	24,00 W
Frequency	50/60 Hz
Dimming	DIM on Board

OTHER DATA

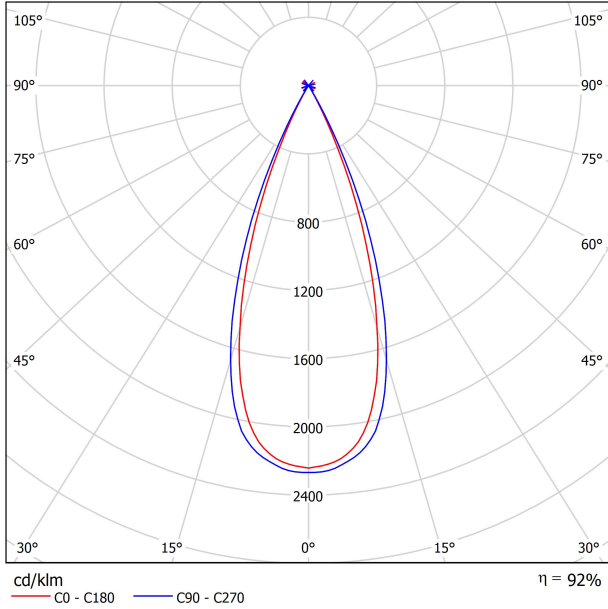
Environmental location	DAMP
Junction box cover	Included. For octogonal Junction box
Junction box cover color	Textured black. Other finishing, please consult
Junction box cover measurements	Ø5.51 in Ø140 mm
Cord Length	MAX. 10 ft MAX. 3.05 m
Fast adjustment tensioner	Yes
Weight	7.18 lb 3255 gr
Packaged weight	9.85 lb 4470 gr
Packaging dimensions	Ø6.10 x 50.00 in Ø155 x 1270 mm
Materials	Aluminium - Acrylonitrile Butadiene Styrene - Polycarbonate



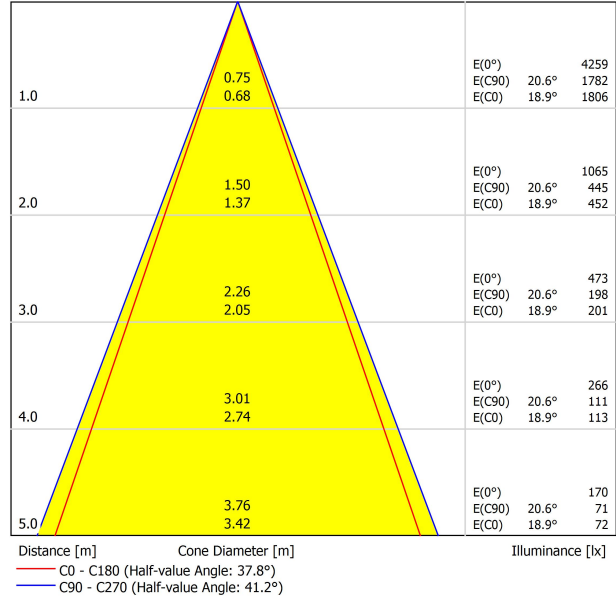
Black Foster Suspension is the product that transfers the claimed effect "The Invisible Black" to a linear suspended system. It is composed by a series of modules which combine light emissions with dark segments. Nevertheless, wether if it is On or Off, Black Foster always preserves the aesthetic of a perfect dark line.



POLAR DIAGRAM



CONICAL DIAGRAM



UGR

Glare Evaluation According to UGR												
ρ Ceiling		70	70	50	50	30	70	70	50	50	30	30
ρ Walls		50	30	50	30	30	50	30	50	30	30	30
ρ Floor		20	20	20	20	20	20	20	20	20	20	20
Room Size X Y		Viewing direction at right angles to lamp axis					Viewing direction parallel to lamp axis					
2H	2H	-24.7	-24.0	-24.4	-23.8	-23.6	-21.7	-21.1	-21.5	-20.9	-20.7	
	3H	-13.0	-12.4	-12.7	-12.2	-11.9	-15.9	-15.4	-15.7	-15.1	-14.9	
	4H	-12.5	-11.9	-12.2	-11.7	-11.4	-14.2	-13.7	-13.9	-13.5	-13.2	
	6H	-9.4	-8.9	-9.1	-8.6	-8.3	-11.0	-10.5	-10.6	-10.2	-9.9	
	8H	-9.3	-8.9	-9.0	-8.6	-8.3	-9.0	-8.5	-8.7	-8.2	-8.0	
	12H	-8.0	-7.5	-7.6	-7.2	-6.9	-7.3	-6.9	-7.0	-6.6	-6.2	
4H	2H	-17.4	-16.8	-17.1	-16.6	-16.3	-16.9	-16.3	-16.6	-16.1	-15.8	
	3H	-12.3	-11.8	-12.0	-11.5	-11.2	-13.5	-13.1	-13.2	-12.8	-12.5	
	4H	-9.6	-9.2	-9.2	-8.8	-8.5	-12.5	-12.1	-12.1	-11.8	-11.4	
	6H	-7.1	-6.8	-6.7	-6.4	-6.0	-8.0	-7.7	-7.6	-7.3	-6.9	
	8H	-7.0	-6.7	-6.6	-6.3	-5.9	-6.7	-6.4	-6.3	-6.1	-5.7	
	12H	-5.8	-5.6	-5.4	-5.2	-4.8	-5.4	-5.1	-4.9	-4.7	-4.3	
8H	4H	-9.5	-9.2	-9.0	-8.8	-8.4	-11.7	-11.4	-11.3	-11.0	-10.6	
	6H	-5.8	-5.5	-5.3	-5.1	-4.7	-7.0	-6.8	-6.5	-6.3	-5.9	
	8H	-5.4	-5.3	-5.0	-4.8	-4.4	-5.9	-5.7	-5.4	-5.3	-4.8	
	12H	-4.4	-4.3	-4.0	-3.8	-3.3	-4.7	-4.5	-4.2	-4.1	-3.6	
12H	4H	-9.1	-8.9	-8.7	-8.5	-8.1	-10.7	-10.5	-10.3	-10.1	-9.7	
	6H	-5.6	-5.4	-5.1	-5.0	-4.5	-6.6	-6.5	-6.2	-6.0	-5.6	
	8H	-5.3	-5.1	-4.8	-4.7	-4.2	-5.6	-5.5	-5.1	-5.0	-4.5	
Variation of the observer position for the luminaire distances S												
S = 1.0H		+2.4 / -1.3					+3.7 / -1.4					
S = 1.5H		+4.3 / -1.5					+6.0 / -1.8					
S = 2.0H		+6.3 / -4.1					+8.0 / -2.2					
Standard table		BK07					---					
Correction Summand		-24.4					---					
Corrected Glare Indices referring to 1900lm Total Luminous Flux												