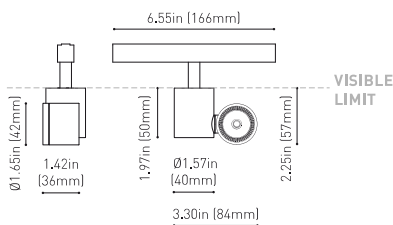




## DIMENSIONS



## ACCESORIES



BEAM MIXER DIFFUSER



ANTI-GLARE HONEYCOMB LOUVER



TRACK 48V OPTIONS

## AWARDS



Silver Delta  
ADI Awards  
2016



DESIGN  
AWARD  
2017



PREMIO  
ADCV 2017  
ORO



GOOD  
DESIGN

## PRODUCT

Name IO 48V UL DIM 0-10V 56° 3000K WTW

Reference U3480131WTW

Color Textured white - White track

Category Track Lights

## LIGHT SOURCE

Type LED

Gross luminous flux 505 Lm

Color temperature 3000 K

Chromatic stability MacAdam Step 2

Color Rendering Index CRI>90

Power 4.5 W

Efficacy 112 Lm/W

LED lifespan L90B10>55.000h

## LIGHTING FIXTURE | PHOTOMETRIC DATA

Lighting efficiency 86%

Delivered luminous flux 434 Lm

Light beam angle 56°

## LIGHTING FIXTURE | ELECTRICAL DATA

Power values of the system 5,00 W

Dimming 0-10V

## OTHER DATA

Environmental location DAMP

Swivel angle 325°

Rotation angle 355°

Track type Track 48V

Weight 0.34 lb | 155 gr

Packaged weight 0.49 lb | 225 gr

Packaging dimensions 7.40x6.49x2.08 in | 188x165x53 mm

Materials Aluminium - Polycarbonate

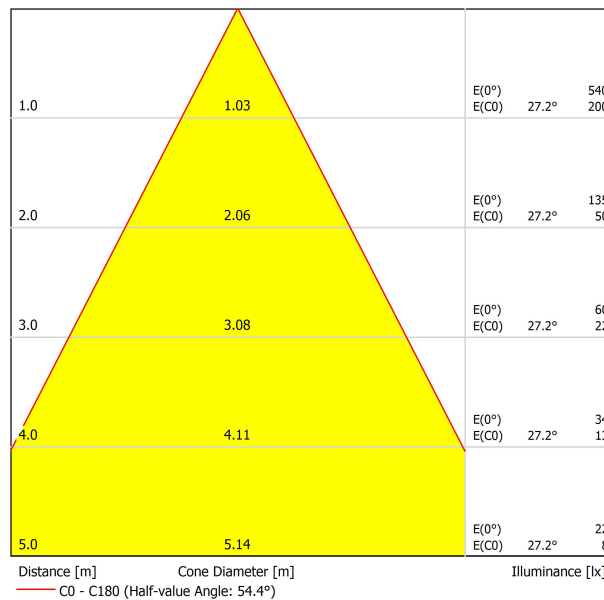


IO 48V is a LED spotlight miniaturised in a fixture that is so small that it fits on the palm of your hand. Designed for accent lighting applications, its small dimensions mean it can be fitted in display cabinets, shop windows and small places without generating an invasive presence on the scene. Created to be placed on a track, it offers all the features of concentrated LED spotlights with a minimalist and hyper-reduced design.

POLAR DIAGRAM



CONICAL DIAGRAM





|           | PRODUCT             |
|-----------|---------------------|
| Model     | Beam Mixer Diffuser |
| Reference | 08050100            |
| Category  | Accessories         |

NOT SOLD SEPARATELY.

## Beam Mixer Diffuser

The beam mixer diffuser reduces irregularities and distortions caused by parabolic, Fresnel lenses, or TIR collimators, ensuring a more uniform light distribution without significantly increasing beam length.



| PRODUCT   |   |
|-----------|---|
| Model     | Anti-glare Honeycomb Louver                         |
| Reference | 08060000WT  |
| Colour    | <b>WT</b> <input type="checkbox"/>   Textured white |
| Category  | Accessories   |

NOT SOLD SEPARATELY. 

## Anti-glare Honeycomb Louver

Accessory featuring a honeycomb structure designed to control the light beam, reduce glare, and prevent direct exposure to the light source.

# Track 48V

# ARKOSLIGHT

48V track lighting systems are low-voltage lighting solutions based on electrified tracks. The track serves both as a physical structure and as a power carrier, allowing light modules to be placed and repositioned as needed, offering flexibility, safety, and energy efficiency. Ideal for projects that demand minimalist design, high performance, and adaptability. To configure your 48V system, you'll need to combine the following components:

1. Tracks - Available in surface, trimless, surface short, suspended (using suspension accessories with the surface track), and indirect light versions. They form the structural and electrical base of the system.
2. Connectors & Power Supply - Ensure electrical continuity between track sections and provide the 48V power input.
3. Accessories - Including end caps, joiners, mounting elements, and optional installation accessories to complete and secure the setup.



## Track Options

Choose the track version required for your project configuration.

### Surface

|                                  |                       |
|----------------------------------|-----------------------|
| TRACK 48V SURFACE 3.28ft (1m) UL | U338-11-00-   NT   WT |
| TRACK 48V SURFACE 6.56ft (2m) UL | U338-12-00-   NT   WT |



|   |                       |
|---|-----------------------|
| TRACK 48V SURFACE Corner 90° One Plane UL | U338-14-00-   NT   WT |
| TRACK 48V SURFACE T-Joint UL              | U338-15-00-   NT      |
| TRACK 48V SURFACE X-Joint UL              | U338-16-00-   NT      |



Corner 90° One Plane UL

T-Joint UL

X-Joint UL



Straight joiners included  
\*Electrical connections not included



### Trimless

|                                   |                      |
|-----------------------------------|----------------------|
| TRACK 48V TRIMLESS 3.28ft (1m) UL | U338-01-00-   N   WT |
| TRACK 48V TRIMLESS 6.56ft (2m) UL | U338-02-00-   N   WT |

Plasterboard ceiling, mandatory thickness 0.50in (12.5mm). Recommended for installations where the profile can be installed before the false plasterboard ceiling.



|   |                      |
|---|----------------------|
| TRACK 48V TRIMLESS Corner 90° One Plane UL  | U338-06-00-   N   WT |
| TRACK 48V TRIMLESS Corner 90° Two Planes UL | U338-07-00-   N   WT |

Plasterboard ceiling, mandatory thickness 0.50in (12.5mm). Recommended for installations where the profile can be installed before the false plasterboard ceiling.



Corner 90° One Plane UL

Corner 90° Two Planes UL



\*Electrical connection not included



\*Electrical connection not included

TRIMLESS INSTALLATION GUIDE  
<https://youtu.be/tgGsQdaYe-w>



COLOUR | NT ■ RAL 9005 | WT □ RAL 9016 | N ■ RAL 9005 |

\*Electrical connections are not included. Please choose the required components from the Connectors section.

## Complementary track accessories

Use end caps, joiners, and gap covers to connect, close, and cleanly finish your track setup.

### Surface

End 48V UL

U338-00-06- | NT | WT |



End Feed 48V UL

U338-00-07- | NT | WT |



Surface Straight Joiner 48V UL

U338-00-11



### Trimless

Trimless Straight Joiners (2 units) 48V UL

U338-00-05- | N | WT |



### For all tracks

Cover Gap 3,28 ft [1m] 48V UL

U338-00-30- | N |



## Connector options

Connectors are required to provide electrical continuity between tracks, ensuring an uninterrupted 48V flow.

Live-End Connector 48V UL

U338-00-01- | N | W |



Central Connector 48V UL

U338-00-02- | N | W |



T-Joint Connector 48V UL

U450-00-07- | N |



Wireless Control 48V UL

U434-01-31- | N | W | Casambi



Corner 90° Connector One Plane 48V UL

U338-00-24- | N | W |

\*Not suitable for trimless version



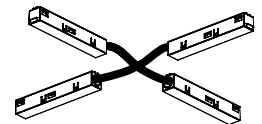
L-Joint Connector 48V UL

U338-00-12- | N | W |



X-Joint Connector 48V UL

U450-00-08- | N |



COLOUR | N ■ RAL 9005 | W □ RAL 9016 |

## Power Supply Options

Select the appropriate power feed to deliver 48V to the system based on your track layout and installation type.

### For all tracks

|  | P                 | V   | D   |
|--|-------------------|-----|---|
| <b>CONSTANT VOLTAGE LED POWER SUPPLY</b> | <b>U100-00-78</b> | 96W | 48V   |
|  |                   |     | 8.16 x 2.97 x 1.30 in<br>207 x 75.4 x 33 mm |
| 120 & 277 V   50/60 Hz                   |                   |     |   |

UL DROP VOLTAGE TABLE

| POWER | CABLE SECTION | CABLE LENGTH  |                |                |                |
|-------|---------------|---------------|----------------|----------------|----------------|
|       |               | 16.40ft<br>5m | 32.80ft<br>10m | 65.62ft<br>20m | 98.43ft<br>30m |
| 96W   | AWG16         | 164ft         | 164ft          | 131.32ft       | 82ft           |
|       |               | 50m           | 50m            | 40m            | 25m            |

## Other accessories

### Alternative suspension installation

For a suspended configuration, use surface components together with the following accessories:

**Suspension Kit (2 units) 48V UL**

U338-00-15- | NT | WT |



**Suspension feed Kit (2 units) 48V UL**

U338-00-17- | N | W | DIM



\*for remote power supply

### Trimless mounting accessories

These accessories offer different options for installing trimless track systems according to ceiling type and project needs.

**Trimless Plaster Installation Guard 3.28ft (1m) 48V UL**

U338-00-21

Recommended for installation



**Fixing Template for Track 48V Trimless UL**

U338-00-31

Recommended for installation



**Trimless T-Bracket 48V UL**

U338-00-03



**Trimless Long T-Bracket 48V UL**

A338-00-04



**Trimless Clamp for M6 ROD 48V UL**

U338-00-09

\*See accessories quantities



**Trimless Track Clamp 48V UL**

U338-00-10

\*See accessories quantities



**Trimless Suspension Kit 48V UL**

U338-00-08

\*See accessories quantities



#### SUGGESTED MOUNTING ACCESSORIES QUANTITIES

3.28 ft (1000 mm) - 2 Pcs  
6.56 ft (2000 mm) - 3 Pcs

TRIMLESS INSTALLATION GUIDE  
<https://youtu.be/tgGsQdaYe-w>



COLOUR | NT ■ RAL 9005 | WT □ RAL 9016 | N ■ RAL 9005 | W □ RAL 9016 |