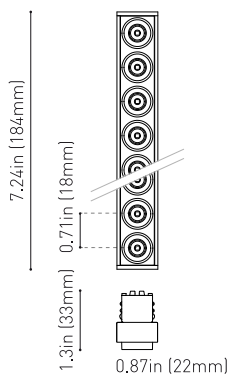




DIMENSIONS



ACCESORIES



BLACK FOSTER CUSTOM
ACCESSORIES

PRODUCT

Name	BLACK FOSTER MICRO CUSTOM MODULE 10 UL DIM 0/10V 3500K N
Reference	U4515013N
Color	Matt black
Category	Custom Systems

LIGHT SOURCE

Type	LED
Gross luminous flux	1650 Lm
Color temperature	3500 K
Chromatic stability	MacAdam Step 3
Color Rendering Index	CRI>90
Power	14 W
Efficacy	118 Lm/W
LED lifespan	L90B10>60.000h

LIGHTING FIXTURE | PHOTOMETRIC DATA

Lighting efficiency	87%
Delivered luminous flux	1436 Lm
Light beam angle	37°

LIGHTING FIXTURE | ELECTRICAL DATA

Power values of the system	15,60 W
Dimming	0-10V

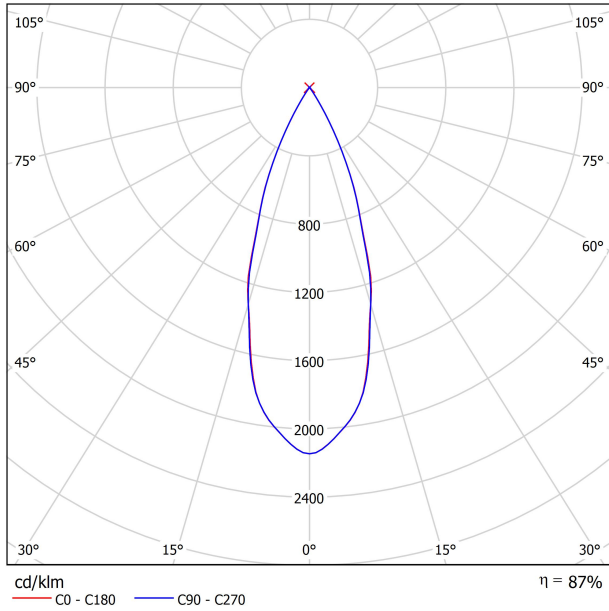
OTHER DATA

Environmental location	DAMP
Track type	Black Foster Micro Surface Track
Weight	0.28 lb 130 gr
Packaged weight	0.34 lb 155 gr
Packaging dimensions	8.66 x 1.89 x 1.93 in 220 x 48 x 49 mm
Materials	Aluminium / Acrylonitrile Butadiene Styrene / Polycarbonate

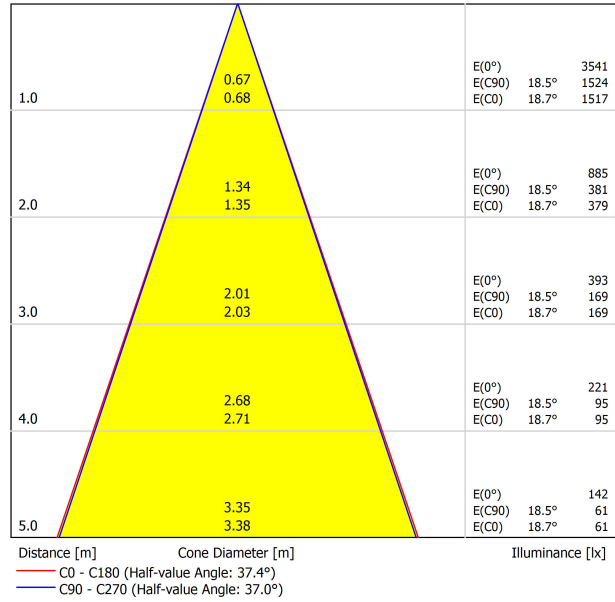


Black Foster Micro is a feat of engineering which brings the acclaimed "The Invisible Black" effect to a hyper-reduced light. Its tiny size and thin trim offer a "trimless visual" aesthetic which combines with its almost imperceptible presence as a result of its compact dimensions. Black Foster Micro is designed for general or accent lighting and can be used in projects that seek ceiling lighting that plays a minimal role.

POLAR DIAGRAM



CONICAL DIAGRAM



UGR

Glare Evaluation According to UGR											
ρ Ceiling	70	70	50	50	30	70	70	50	50	30	
ρ Walls	50	30	50	30	30	50	30	50	30	30	
ρ Floor	20	20	20	20	20	20	20	20	20	20	
Room Size X Y		Viewing direction at right angles to lamp axis					Viewing direction parallel to lamp axis				
2H	2H	11.8	12.4	12.0	12.6	12.8	11.8	12.5	12.1	12.7	12.9
	3H	11.9	12.4	12.1	12.7	12.9	11.9	12.5	12.2	12.7	13.0
	4H	12.1	12.6	12.4	12.9	13.1	12.1	12.7	12.4	12.9	13.2
	6H	12.5	13.0	12.8	13.2	13.5	12.5	13.0	12.8	13.3	13.6
	8H	12.8	13.3	13.2	13.6	13.9	12.9	13.3	13.2	13.6	13.9
	12H	13.4	13.8	13.7	14.1	14.4	13.4	13.9	13.7	14.2	14.5
4H	2H	11.6	12.2	11.9	12.4	12.7	11.7	12.2	12.0	12.5	12.8
	3H	11.9	12.3	12.2	12.6	12.9	11.9	12.4	12.3	12.7	13.0
	4H	12.2	12.6	12.6	13.0	13.3	12.3	12.6	12.6	13.0	13.3
	6H	12.9	13.2	13.3	13.6	13.9	13.0	13.3	13.4	13.6	14.0
	8H	13.5	13.7	13.9	14.1	14.5	13.5	13.8	13.9	14.1	14.5
	12H	14.3	14.5	14.7	14.9	15.4	14.3	14.5	14.7	14.9	15.4
8H	4H	12.4	12.7	12.8	13.1	13.5	12.4	12.7	12.8	13.1	13.5
	6H	13.3	13.5	13.8	13.9	14.4	13.4	13.6	13.8	14.0	14.4
	8H	14.1	14.3	14.6	14.7	15.2	14.1	14.3	14.6	14.7	15.2
	12H	15.2	15.4	15.7	15.8	16.3	15.2	15.4	15.7	15.8	16.3
12H	4H	12.4	12.7	12.9	13.1	13.5	12.5	12.7	12.9	13.1	13.5
	6H	13.5	13.6	13.9	14.1	14.5	13.5	13.7	14.0	14.1	14.6
	8H	14.4	14.5	14.8	15.0	15.5	14.4	14.5	14.9	15.0	15.5
Variation of the observer position for the luminaire distances S											
S = 1.0H	+3.5 / -1.3					+3.6 / -1.3					
S = 1.5H	+6.0 / -1.6					+6.0 / -1.6					
S = 2.0H	+8.0 / -1.7					+8.0 / -1.9					
Standard table Correction Summand	---					---					
Corrected Glare Indices referring to 1650lm Total Luminous Flux											

Black Foster Micro Custom components

ARKOSLIGHT

Black Foster Micro Custom System is a modular 48V lighting system designed to create tailored lighting setups by combining tracks, connectors, lighting modules, and accessories. Ideal for architectural and retail projects that demand flexibility, minimalist design, and high performance.

To configure the Black Foster Micro Custom System, you'll need to combine the following components:

1. Tracks - Available in surface, or suspended versions (using suspension accessories with the surface track), they form the structural and electrical base of the system.
2. Connectors & Power Supply - Join track sections and provide 48V power input.
3. Accessories - Including end caps, joining elements, mounting accessories, and alternative installation parts to secure and finish the system.



Track Options

Choose all the track components required for your project configuration.

BLACK FOSTER Micro Custom Surface 3.28ft (1m) UL U450-01-00- | NT | WT |

BLACK FOSTER Micro Custom Surface 6.56ft (2m) UL U450-02-00- | NT | WT |

BLACK FOSTER Micro Custom Surface L-Joint UL U450-04-00- | NT | WT |

BLACK FOSTER Micro Custom Surface T-Joint UL U450-05-00- | NT | WT |

BLACK FOSTER Micro Custom Surface X-Joint UL U450-06-00- | NT | WT |

CUSTOM SURFACE PROFILE



L-JOINT



L-JOINT



X-JOINT



Complementary track accessories

Use end caps, joiners, and gap covers to connect, close, and cleanly finish your track setup.

BLACK FOSTER Micro Custom Surface

End UL U450-00-04- | N | W |

Cover thickness = 0.12in (3mm)



BLACK FOSTER Micro Custom Surface

End Feed UL U450-00-05- | N | W |

Cover thickness = 0.12in (3mm)



BLACK FOSTER Micro Custom Surface

Straight Joiner UL U450-00-06



BLACK FOSTER Suspension Kit (2 Units) UL

U450-00-09- | NT | WT |

Suggested Mounting accessories quantities

3.28ft (1000mm) - 2 Pcs.
6.56ft (2000mm) - 3 Pcs.



Suspension Feed Kit 48V UL

U338-00-17- | N | W |

*For remote power supply



BLACK FOSTER Micro Custom Cover Gap 250 UL U450-00-01- | N |

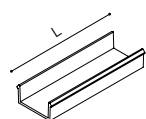
9.48in / 250mm

BLACK FOSTER Micro Custom Cover Gap 500 UL U450-00-02- | N |

16.69in / 500mm

BLACK FOSTER Micro Custom Cover Gap 1000 UL U450-00-03- | N |

39.37in / 1000mm



COLOUR | NT ■ RAL 9005 | WT □ RAL 9016 | N ■ RAL 9005 |

Electrical connections are not included. Please choose the required components from the Connectors section.



Connector options

Connectors are required to provide electrical continuity between tracks, ensuring an uninterrupted 48V flow.

Live-End Connector 48V UL

U338-00-01- | N |



Central Connector 48V UL

U338-00-02- | N |



L-Joint Connector 48V UL

U338-00-12- | N |



T-Joint Connector 48V UL

U450-00-07- | N |



X-Joint Connector 48V UL

U450-00-08- | N |



Power Supply Options

Select the appropriate power feed to deliver 48V to the system based on your track layout and installation type.

	P	V	D
Constant Voltage LED POWER SUPPLY	U100-00-78	96W	48V 8.16 x 2.97 x 1.30 in 207 x 75.4 x 33 mm

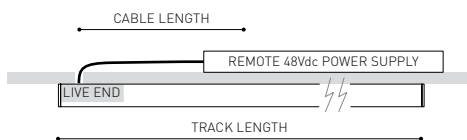
120 & 277V | 50/60 Hz

UL DROP
VOLTAGE TABLE

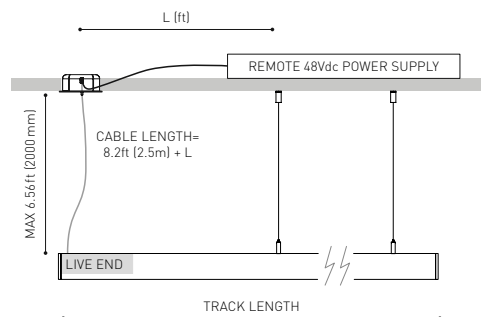
		CABLE LENGTH			
		16.40ft 5m	32.80ft 10m	65.62ft 20m	98.43ft 30m
POWER	CABLE SECTION	TRACK LENGTH			
96 W	AWG16	164ft 50m	164ft 50m	131.32ft 40m	82ft 25m

Connection diagrams:

Surface



Suspension



COLOUR | N ■ RAL 9005 | W □ RAL 9016 |