




DIMENSIONS



ACCESORIES



MINIMAL TRACK OPTIONS

AWARDS



reddot winner 2020
innovative product



reddot winner 2020
lighting design



Bronze Delta
ADI Awards 2020



HONORABLE MENTION
EUROPEAN
PRODUCT
DESIGN
AWARD



WINNER
2020



archiproducts
DESIGN AWARDS
WINNER 2020

PRODUCT

Name LINE MICRO 1000 24V UL 3000K N

Reference U3952001N

Color Matt black

Category Track Lights

LIGHT SOURCE

Type LED

Gross luminous flux 1500 Lm

Color temperature 3000 K

Chromatic stability MacAdam Step 2

Color Rendering Index CRI>90

Power 9 W

Efficacy 167 Lm/W

LED lifespan L80B10>60.000h

LIGHTING FIXTURE | PHOTOMETRIC DATA

Lighting efficiency 52%

Delivered luminous flux 780 Lm

Light beam angle 113°

LIGHTING FIXTURE | ELECTRICAL DATA

Power values of the system 9,20 W

Dimming Dim options

OTHER DATA

DRY

Minimal Track

0.73 lb | 330 gr

0.97 lb | 440 gr

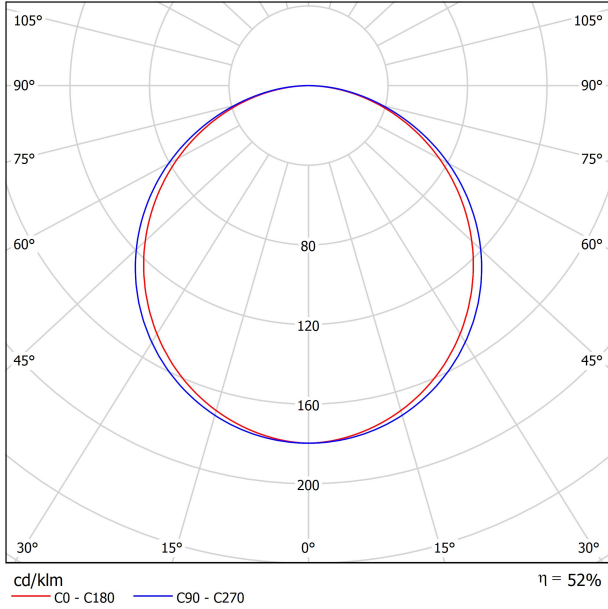
Packaging dimensions 39.96 x 1.81 x 1.57 in | 1015 x 46 x 40 mm

Materials Aluminium / Polycarbonate

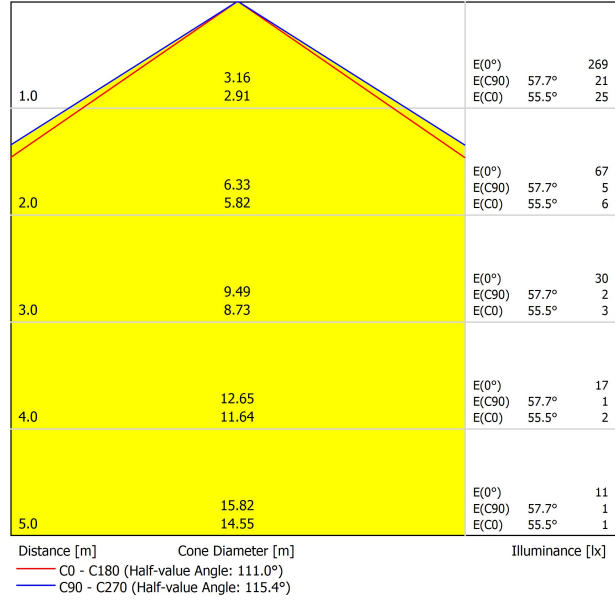


Line Micro 24V, is the line-luminary of diffused light for Minimal Track applications. This lighting solution allows Jokerlight's 24V tracklight to combine accent lighting with longitudinal general lighting where required.

POLAR DIAGRAM



CONICAL DIAGRAM



UGR

Glare Evaluation According to UGR											
ρ Ceiling	70	70	50	50	30	70	70	50	50	30	30
ρ Walls	50	30	50	30	30	50	30	50	30	30	30
ρ Floor	20	20	20	20	20	20	20	20	20	20	20
Room Size X Y		Viewing direction at right angles to lamp axis					Viewing direction parallel to lamp axis				
2H	2H	21.5	22.9	21.8	23.1	23.4	21.8	23.2	22.1	23.4	23.6
	3H	23.4	24.6	23.7	24.9	25.1	23.7	24.9	24.0	25.2	25.4
	4H	24.1	25.2	24.4	25.5	25.8	24.4	25.6	24.8	25.8	26.1
	6H	24.6	25.7	25.0	26.0	26.3	25.0	26.1	25.3	26.4	26.7
	8H	24.8	25.9	25.2	26.2	26.5	25.2	26.2	25.6	26.5	26.9
4H	12H	24.9	25.9	25.3	26.3	26.6	25.3	26.3	25.7	26.6	27.0
	2H	22.2	23.3	22.5	23.6	23.9	22.4	23.5	22.7	23.8	24.1
	3H	24.2	25.2	24.6	25.5	25.9	24.5	25.5	24.8	25.8	26.1
	4H	25.1	26.0	25.5	26.3	26.7	25.4	26.2	25.8	26.6	26.9
	6H	25.8	26.5	26.2	26.9	27.3	26.1	26.8	26.5	27.2	27.6
8H	8H	26.0	26.7	26.5	27.1	27.5	26.3	27.0	26.8	27.4	27.9
	12H	26.2	26.8	26.7	27.3	27.7	26.5	27.2	27.0	27.6	28.0
	4H	25.4	26.1	25.9	26.5	26.9	25.7	26.4	26.1	26.8	27.2
	6H	26.3	26.9	26.7	27.3	27.7	26.5	27.1	27.0	27.6	28.0
	8H	26.6	27.1	27.1	27.6	28.1	26.9	27.4	27.4	27.9	28.3
12H	12H	26.9	27.3	27.4	27.8	28.3	27.2	27.6	27.7	28.1	28.6
	4H	25.5	26.1	25.9	26.5	27.0	25.7	26.3	26.2	26.8	27.2
	6H	26.4	26.9	26.9	27.3	27.8	26.6	27.1	27.1	27.6	28.1
8H	26.8	27.2	27.3	27.7	28.2	27.0	27.5	27.5	27.9	28.4	
Variation of the observer position for the luminaire distances S											
S = 1.0H	+0.1 / -0.1					+0.1 / -0.1					
S = 1.5H	+0.2 / -0.3					+0.2 / -0.3					
S = 2.0H	+0.3 / -0.6					+0.3 / -0.6					
Standard table	BK06					BK06					
Correction Summand	5.7					5.9					
Corrected Glare Indices referring to 1500lm Total Luminous Flux											

Minimal Track

ARKOSLIGHT

Minimal Track is a 24V low-voltage lighting system designed to create minimalist and highly configurable installations. On this page, you'll find the necessary components to configure your surface-mounted system.



Track & accessories - Surface mounting

Configure the shape of your track, add end caps and the required accessories, and finish the setup with the conductive strip (rubber cable).

MINIMAL TRACK 24V Suspension UL

Profile 2m UL

U384-02-00- | N |



Rubber Cable n x 1m UL

U384-00-01- | N |

n = Total Length of System
1m = 39.37in

24V | Max. 4A



Corner 90° 1 Plane UL

U384-00-02- | N |

Cable Length = 1.38in (35mm)



Corner 90° 1 Plane Rounded UL

U384-00-03- | N |

Cable Length = 1.38in (35mm)



Corner 90° 2 Planes UL

U384-00-04- | N |

Cable Length = 3.94in (100mm)



End Cap UL

U384-00-05- | N |



Connection Box UL

U384-00-06- | N |



Mounting scheme:



COLOUR | NT ■ RAL 9005 | WT □ RAL 9016 | N ■ RAL 9005 |

INSTALLATION GUIDE
<https://youtu.be/KnedJbKp7oo>



Minimal Track

ARKOSLIGHT

Minimal Track is a 24V low-voltage lighting system designed to create minimalist and highly configurable installations. On this page, you'll find the necessary components to configure your suspension-mounted system.



Track & accessories - Suspension mounting

Configure the shape of your track, add end caps and the required accessories, and finish the setup with the conductive strip (rubber cable).

MINIMAL TRACK 24V Suspension UL

Profile 2m UL

U384-02-00- | N |



Rubber Cable n x 1m UL

U400-00-01- | N |

n = Total Length of System
1m = 39.37in

24V | Max. 4A



Profile 2m Initial feed kit UL

U400-02-10- | N |



Suspension Straight Joiner UL

U400-00-02- | N |



Profile 2m Middle feed kit UL*

U400-02-20- | N |

* Unidirectional Middle Feed
2m = 78.74in



Suspension Kit UL

U400-02-04- | N |

Max distance between suspension kits = 100 cm.



Suspension Corner 90° UL

U400-00-03- | N |

Cable Length = 3.35in (85mm)



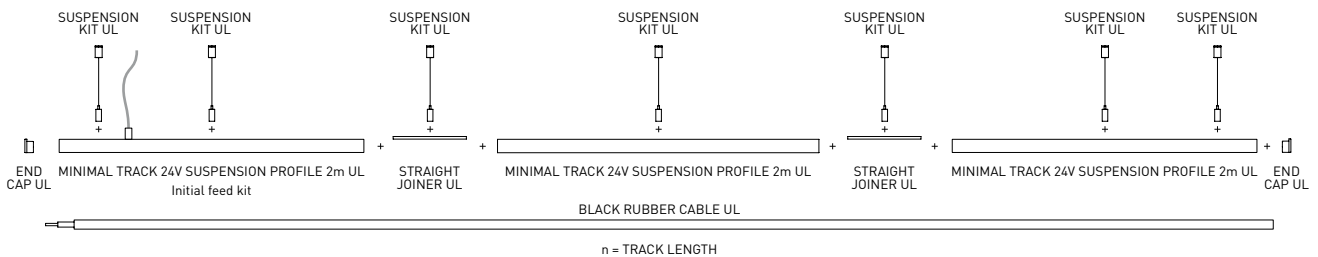
Suspension End Caps UL

U400-00-05- | N |

Two End Caps Included



Mounting scheme:



COLOUR | NT ■ RAL 9005 | WT □ RAL 9016 | N ■ RAL 9005 |

Power Supply

Select your power supply, include a dimmer if needed, and explore the connection diagrams provided.

		P	V	D (A x B x C)
MINIMAL TRACK 24V Remote Power Supply UL	U384-00-07	100W	24V	8.16 x 2.97 x 1.30 in 207.2 x 75.4 x 33 mm

120 & 277 V | 50/60 Hz | NO DIM



		P	V	D (A x B x C)
MINIMAL TRACK 24V Dimmable Power Supply UL*	U010-00-01	60W	24V	5.83 x 1.68 x 1 in 148.2 x 42.6 x 25.4 mm
	U010-00-02	100W	24V	9.5 x 1.57 x 1 in 241.3 x 39.9 x 25.4 mm

120 & 277 V | 50/60 Hz | 0-10 V



		P	V	D (A x B x C)
MINIMAL TRACK 24V Constant Voltage Dimmer	U010-00-00	144W	24V	2.86 x 1.18 x 0.71 in 72.6 x 30 x 18 mm

24 V | CASAMBI



Connection diagrams:



UL DROP VOLTAGE TABLE

POWER	CABLE SECTION	CABLE LENGTH			
		<16.40 ft <5 m	<32.80 ft <10 m	<65.62 ft <20 m	<98.43 ft <30 m
60 W	AWG18	98.43 ft 30 m	98.43 ft 30 m	65.62 ft 20 m	32.80 ft 10 m
	AWG16	98.43 ft 30 m	98.43 ft 30 m	98.43 ft 30 m	65.62 ft 20 m
96 W	AWG18	65.62 ft 20 m	32.80 ft 10 m	X	X
	AWG16	65.62 ft 20 m	65.62 ft 20 m	32.80 ft 10 m	X