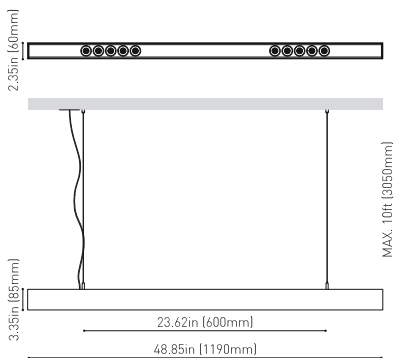


Black Foster Suspension

ARKOSLIGHT



DIMENSIONS



AWARDS



PRODUCT

| | |
|-----------|--|
| Name | BLACK FOSTER SUSP 1200 UL SPOT DIM ON BOARD 3500K NT |
| Reference | U3211153NT |
| Color | Textured black |
| Category | Suspension |

LIGHT SOURCE

| | |
|-----------------------|-----------------|
| Type | LED |
| Gross luminous flux | 2300 Lm |
| Color temperature | 3500 K |
| Chromatic stability | MacAdam Step 3 |
| Color Rendering Index | CRI>90 |
| Power | 21 W |
| Current | 700 mA |
| Efficacy | 109 Lm/W |
| LED lifespan | L90B10>102.000h |

LIGHTING FIXTURE | PHOTOMETRIC DATA

| | |
|-------------------------|---------|
| Lighting efficiency | 90% |
| Delivered luminous flux | 2070 Lm |
| Light beam angle | 19° |

LIGHTING FIXTURE | ELECTRICAL DATA

| | |
|----------------------------|-------------------------------------|
| Driver | Included: ERP-PSB series or similar |
| Power values of the system | 24,00 W |
| Frequency | 50/60 Hz |
| Dimming | DIM on Board |

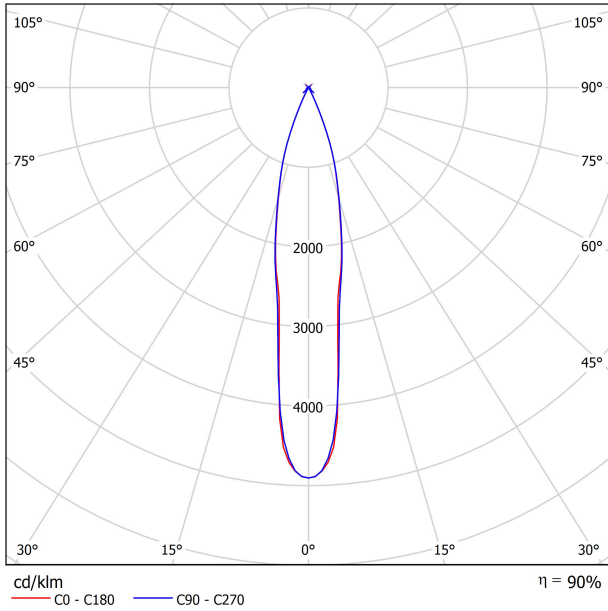
OTHER DATA

| | |
|---------------------------------|---|
| Environmental location | DAMP |
| Junction box cover | Included. For octagonal Junction box |
| Junction box cover color | Textured white. Other finishing, please consult |
| Junction box cover measurements | Ø5.51 in Ø140 mm |
| Cord Length | MAX. 3.05 m |
| Fast adjustment tensioner | Yes |
| Weight | 7.18 lb 3255 gr |
| Packaged weight | 9.85 lb 4470 gr |
| Packaging dimensions | Ø6.10x50.00 in Ø155x1270 mm |
| Materials | Aluminium - Acrylonitrile Butadiene Styrene - Polycarbonate |

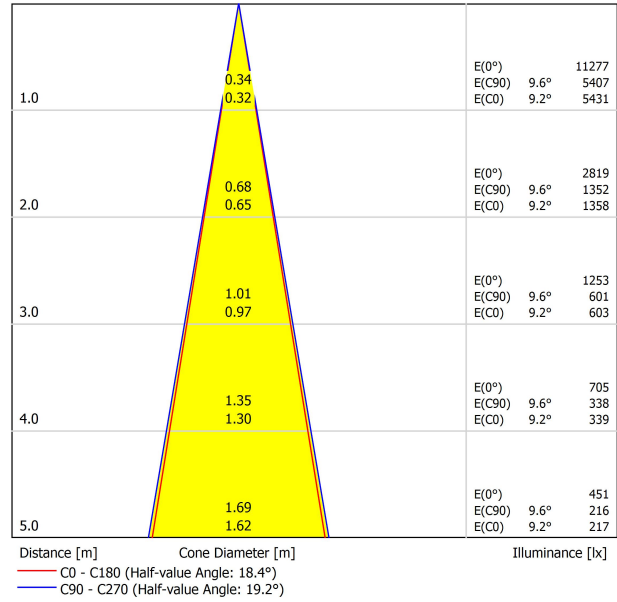


Black Foster Suspension is the product that transfers the claimed effect "The Invisible Black" to a linear suspended system. It is composed by a series of modules which combine light emissions with dark segments. Nevertheless, whether it is On or Off, Black Foster always preserves the aesthetic of a perfect dark line.

POLAR DIAGRAM



CONICAL DIAGRAM



UGR

| Glare Evaluation According to UGR | | | | | | | | | | | |
|--|--|------|------|------|------|---|------|------|------|------|------|
| ρ Ceiling | 70 | 70 | 50 | 50 | 30 | 70 | 70 | 50 | 50 | 30 | |
| ρ Walls | 50 | 30 | 50 | 30 | 30 | 50 | 30 | 50 | 30 | 30 | |
| ρ Floor | 20 | 20 | 20 | 20 | 20 | 20 | 20 | 20 | 20 | 20 | |
| Room Size X Y | Viewing direction at right angles to lamp axis | | | | | Viewing direction parallel to lamp axis | | | | | |
| 2H | 2H | -0.1 | 0.6 | 0.2 | 0.8 | 1.0 | 0.5 | 1.1 | 0.7 | 1.3 | 1.5 |
| | 3H | 3.1 | 3.7 | 3.4 | 4.0 | 4.2 | 3.9 | 4.5 | 4.2 | 4.8 | 5.0 |
| | 4H | 5.0 | 5.5 | 5.3 | 5.8 | 6.0 | 5.9 | 6.5 | 6.2 | 6.7 | 7.0 |
| | 6H | 7.0 | 7.6 | 7.4 | 7.8 | 8.1 | 8.1 | 8.7 | 8.4 | 8.9 | 9.2 |
| | 8H | 8.1 | 8.6 | 8.5 | 8.9 | 9.2 | 9.4 | 9.9 | 9.7 | 10.2 | 10.5 |
| | 12H | 9.5 | 10.0 | 9.8 | 10.3 | 10.6 | 10.8 | 11.3 | 11.1 | 11.6 | 11.9 |
| 4H | 2H | 1.2 | 1.8 | 1.5 | 2.0 | 2.3 | 1.6 | 2.1 | 1.9 | 2.4 | 2.6 |
| | 3H | 4.6 | 5.1 | 4.9 | 5.4 | 5.7 | 5.2 | 5.7 | 5.6 | 6.0 | 6.3 |
| | 4H | 6.6 | 7.0 | 7.0 | 7.3 | 7.7 | 7.3 | 7.8 | 7.7 | 8.1 | 8.4 |
| | 6H | 8.8 | 9.1 | 9.2 | 9.5 | 9.9 | 9.7 | 10.1 | 10.1 | 10.4 | 10.8 |
| | 8H | 10.0 | 10.3 | 10.4 | 10.7 | 11.1 | 11.0 | 11.4 | 11.5 | 11.7 | 12.1 |
| | 12H | 11.4 | 11.7 | 11.8 | 12.1 | 12.5 | 12.6 | 12.9 | 13.0 | 13.3 | 13.7 |
| 8H | 4H | 7.5 | 7.8 | 7.9 | 8.2 | 8.6 | 8.1 | 8.4 | 8.5 | 8.8 | 9.2 |
| | 6H | 9.9 | 10.1 | 10.3 | 10.5 | 11.0 | 10.7 | 10.9 | 11.1 | 11.3 | 11.8 |
| | 8H | 11.3 | 11.5 | 11.7 | 11.9 | 12.4 | 12.2 | 12.4 | 12.7 | 12.8 | 13.3 |
| | 12H | 12.9 | 13.1 | 13.4 | 13.5 | 14.0 | 13.9 | 14.1 | 14.4 | 14.6 | 15.0 |
| 12H | 4H | 7.8 | 8.0 | 8.2 | 8.4 | 8.9 | 8.3 | 8.5 | 8.7 | 8.9 | 9.4 |
| | 6H | 10.3 | 10.5 | 10.7 | 10.9 | 11.4 | 10.9 | 11.1 | 11.4 | 11.6 | 12.1 |
| | 8H | 11.8 | 11.9 | 12.3 | 12.4 | 12.9 | 12.6 | 12.7 | 13.1 | 13.2 | 13.7 |
| Variation of the observer position for the luminaire distances S | | | | | | | | | | | |
| S = 1.0H | +0.2 / -0.1 | | | | | +0.2 / -0.1 | | | | | |
| S = 1.5H | +0.3 / -0.3 | | | | | +0.3 / -0.3 | | | | | |
| S = 2.0H | +0.5 / -0.5 | | | | | +0.5 / -0.5 | | | | | |
| Standard table Correction Summand | --- | | | | | --- | | | | | |
| Corrected Glare Indices referring to 2300lm Total Luminous Flux | | | | | | | | | | | |