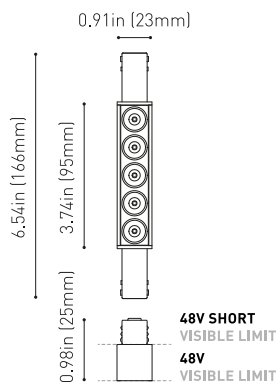




DIMENSIONS



ACCESORIES



TRACK 48V OPTIONS

Name	BLACK FOSTER MICRO 48V 5 UL DIM DALI 3500K N
Reference	U4162023N
Color	Matt black
Category	Track Lights

PRODUCT

Type	LED
Gross luminous flux	825 Lm
Color temperature	3500 K
Chromatic stability	MacAdam Step 3
Color Rendering Index	CRI>90
Power	7 W
Efficacy	114 Lm/W
LED lifespan	L90B10>60.000h

LIGHT SOURCE

Lighting efficiency	87%
Delivered luminous flux	718 Lm

LIGHTING FIXTURE | PHOTOMETRIC DATA

Power values of the system	8,40 W
Dimming	DALI

LIGHTING FIXTURE | ELECTRICAL DATA

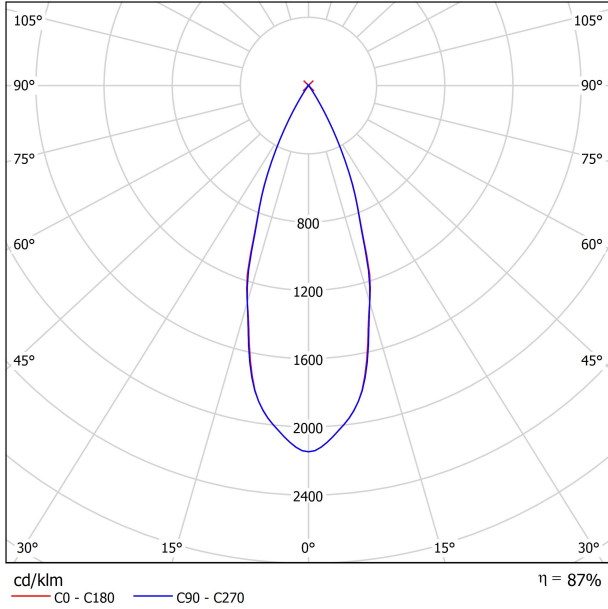
Environmental location	DAMP
Track type	Track 48V
Weight	0.19 lb 90 gr
Packaged weight	0.25 lb 113.2 gr
Packaging dimensions	8.66x1.89x1.93 in 220x48x49 mm
Materials	Aluminium / Acrylonitrile Butadiene Styrene / Polycarbonate

OTHER DATA

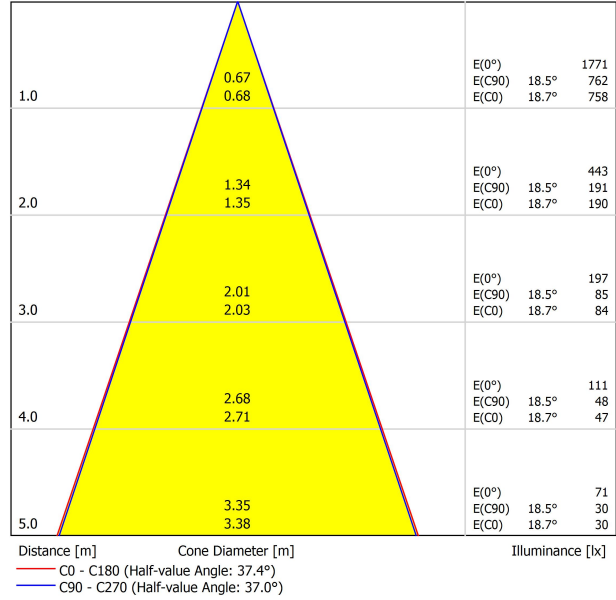


Black Foster Micro for Track 48V, the most compact downlight with "The Invisible Black" effect. This linear luminaire has an excellent control of the light beam whose rays do not bathe the luminaire and are channelled directly to the exterior without touching the screen. Furthermore, its reduced design enables an absolutely perfect installation of the modules into systems.

POLAR DIAGRAM



CONICAL DIAGRAM



UGR

Glare Evaluation According to UGR											
ρ Ceiling	70	70	50	50	30	70	70	50	50	30	
ρ Walls	50	30	50	30	30	50	30	50	30	30	
ρ Floor	20	20	20	20	20	20	20	20	20	20	
Room Size X Y		Viewing direction at right angles to lamp axis					Viewing direction parallel to lamp axis				
2H	2H	11.8	12.4	12.0	12.6	12.8	11.8	12.5	12.1	12.7	12.9
	3H	11.9	12.4	12.1	12.7	12.9	11.9	12.5	12.2	12.7	13.0
	4H	12.1	12.6	12.4	12.9	13.1	12.1	12.7	12.4	12.9	13.2
	6H	12.5	13.0	12.8	13.2	13.5	12.5	13.0	12.8	13.3	13.6
	8H	12.8	13.3	13.2	13.6	13.9	12.9	13.3	13.2	13.6	13.9
	12H	13.4	13.8	13.7	14.1	14.4	13.4	13.9	13.7	14.2	14.5
4H	2H	11.6	12.2	11.9	12.4	12.7	11.7	12.2	12.0	12.5	12.8
	3H	11.9	12.3	12.2	12.6	12.9	11.9	12.4	12.3	12.7	13.0
	4H	12.2	12.6	12.6	13.0	13.3	12.3	12.6	12.6	13.0	13.3
	6H	12.9	13.2	13.3	13.6	13.9	13.0	13.3	13.4	13.6	14.0
	8H	13.5	13.7	13.9	14.1	14.5	13.5	13.8	13.9	14.1	14.5
	12H	14.3	14.5	14.7	14.9	15.4	14.3	14.5	14.7	14.9	15.4
8H	4H	12.4	12.7	12.8	13.1	13.5	12.4	12.7	12.8	13.1	13.5
	6H	13.3	13.5	13.8	13.9	14.4	13.4	13.6	13.8	14.0	14.4
	8H	14.1	14.3	14.6	14.7	15.2	14.1	14.3	14.6	14.7	15.2
	12H	15.2	15.4	15.7	15.8	16.3	15.2	15.4	15.7	15.8	16.3
12H	4H	12.4	12.7	12.9	13.1	13.5	12.5	12.7	12.9	13.1	13.5
	6H	13.5	13.6	13.9	14.1	14.5	13.5	13.7	14.0	14.1	14.6
	8H	14.4	14.5	14.8	15.0	15.5	14.4	14.5	14.9	15.0	15.5
Variation of the observer position for the luminaire distances S											
S = 1.0H	+3.5 / -1.3					+3.6 / -1.3					
S = 1.5H	+6.0 / -1.6					+6.0 / -1.6					
S = 2.0H	+8.0 / -1.7					+8.0 / -1.9					
Standard table Correction Summand	---					---					
Corrected Glare Indices referring to 825lm Total Luminous Flux											

Track 48V

ARKOSLIGHT

48V track lighting systems are low-voltage lighting solutions based on electrified tracks. The track serves both as a physical structure and as a power carrier, allowing light modules to be placed and repositioned as needed, offering flexibility, safety, and energy efficiency. Ideal for projects that demand minimalist design, high performance, and adaptability. To configure your 48V system, you'll need to combine the following components:

1. Tracks - Available in surface, trimless, surface short, suspended (using suspension accessories with the surface track), and indirect light versions. They form the structural and electrical base of the system.
2. Connectors & Power Supply - Ensure electrical continuity between track sections and provide the 48V power input.
3. Accessories - Including end caps, joiners, mounting elements, and optional installation accessories to complete and secure the setup.



Track Options

Choose the track version required for your project configuration.

Surface

TRACK 48V SURFACE 3.28ft (1m) UL	U338-11-00- NT WT
TRACK 48V SURFACE 6.56ft (2m) UL	U338-12-00- NT WT



TRACK 48V SURFACE Corner 90° One Plane UL	U338-14-00- NT WT
TRACK 48V SURFACE T-Joint UL	U338-15-00- NT
TRACK 48V SURFACE X-Joint UL	U338-16-00- NT



Corner 90° One Plane UL

T-Joint UL

X-Joint UL



Straight joiners included
*Electrical connections not included



Trimless

TRACK 48V TRIMLESS 3.28ft (1m) UL	U338-01-00- N WT
TRACK 48V TRIMLESS 6.56ft (2m) UL	U338-02-00- N WT

Plasterboard ceiling, mandatory thickness 0.50in (12.5mm). Recommended for installations where the profile can be installed before the false plasterboard ceiling.



TRACK 48V TRIMLESS Corner 90° One Plane UL	U338-06-00- N WT
TRACK 48V TRIMLESS Corner 90° Two Planes UL	U338-07-00- N WT

Plasterboard ceiling, mandatory thickness 0.50in (12.5mm). Recommended for installations where the profile can be installed before the false plasterboard ceiling.



Corner 90° One Plane UL

Corner 90° Two Planes UL



*Electrical connection not included



*Electrical connection not included

TRIMLESS INSTALLATION GUIDE
<https://youtu.be/tgGsQdaYe-w>



COLOUR | NT ■ RAL 9005 | WT □ RAL 9016 | N ■ RAL 9005 |

*Electrical connections are not included. Please choose the required components from the Connectors section.

Complementary track accessories

Use end caps, joiners, and gap covers to connect, close, and cleanly finish your track setup.

Surface

End 48V UL
U338-00-06- | NT | WT |



End Feed 48V UL
U338-00-07- | NT | WT |



Surface Straight Joiner 48V UL
U338-00-11



Trimless

Trimless Straight Joiners (2 units) 48V UL
U338-00-05- | N | WT |



For all tracks

Cover Gap 3,28 ft (1m) 48V UL U338-00-30- | N |



Connector options

Connectors are required to provide electrical continuity between tracks, ensuring an uninterrupted 48V flow.

Live-End Connector 48V UL
U338-00-01- | N | W |



Central Connector 48V UL
U338-00-02- | N | W |



T-Joint Connector 48V UL
U450-00-07- | N |



Wireless Control 48V UL
U434-01-31- | N | W | Casambi



Corner 90° Connector One Plane 48V UL
U338-00-24- | N | W |

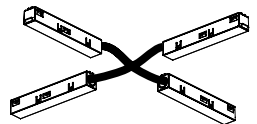
*Not suitable for trimless version



L-Joint Connector 48V UL
U338-00-12- | N | W |



X-Joint Connector 48V UL
U450-00-08- | N |



COLOUR | N ■ RAL 9005 | W □ RAL 9016 |

Power Supply Options

Select the appropriate power feed to deliver 48V to the system based on your track layout and installation type.

For all tracks

	P	V	D
CONSTANT VOLTAGE LED POWER SUPPLY	U100-00-78	96W	48V
			8.16 x 2.97 x 1.30 in 207 x 75.4 x 33 mm
120 & 277 V 50/60 Hz			

UL DROP VOLTAGE TABLE

POWER	CABLE SECTION	CABLE LENGTH			
		16.40ft 5m	32.80ft 10m	65.62ft 20m	98.43ft 30m
96W	AWG16	164ft	164ft	131.32ft	82ft
		50m	50m	40m	25m

Other accessories

Alternative suspension installation

For a suspended configuration, use surface components together with the following accessories:

Suspension Kit (2 units) 48V UL

U338-00-15- | NT | WT |



Suspension feed Kit (2 units) 48V UL

U338-00-17- | N | W | DIM



*for remote power supply

Trimless mounting accessories

These accessories offer different options for installing trimless track systems according to ceiling type and project needs.

Trimless Plaster Installation Guard 3.28ft (1m) 48V UL

U338-00-21

Recommended for installation



Fixing Template for Track 48V Trimless UL

U338-00-31

Recommended for installation



Trimless T-Bracket 48V UL

U338-00-03



Trimless Long T-Bracket 48V UL

A338-00-04



Trimless Clamp for M6 ROD 48V UL

U338-00-09

*See accessories quantities



Trimless Track Clamp 48V UL

U338-00-10

*See accessories quantities



Trimless Suspension Kit 48V UL

U338-00-08

*See accessories quantities



SUGGESTED MOUNTING ACCESSORIES QUANTITIES

3.28 ft (1000 mm) - 2 Pcs
6.56 ft (2000 mm) - 3 Pcs

TRIMLESS INSTALLATION GUIDE
<https://youtu.be/tgGsQdaYe-w>



COLOUR | NT ■ RAL 9005 | WT □ RAL 9016 | N ■ RAL 9005 | W □ RAL 9016 |