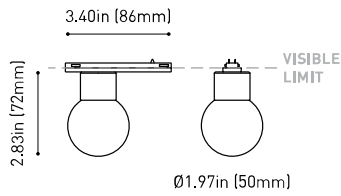




DIMENSIONS



ACCESORIES



MINIMAL TRACK OPTIONS

AWARDS



reddot winner 2020
innovative product



reddot winner 2020
lighting design



Bronze Delta
ADI Awards 2020



HONORABLE MENTION
EUROPEAN
PRODUCT
DESIGN
AWARD



WINNER
2020



archiproducts
DESIGN AWARDS
WINNER 2020

PRODUCT

Name	ALASKA 24V UL 2700K N
Reference	U3850000N
Color	Matt black
Category	Track Lights

LIGHT SOURCE

Type	LED
Gross luminous flux	390 Lm
Color temperature	2700 K
Chromatic stability	MacAdam Step 2
Color Rendering Index	CRI>90
Power	3.5 W
Efficacy	111 Lm/W
LED lifespan	L90B10>55.000h

LIGHTING FIXTURE | PHOTOMETRIC DATA

Lighting efficiency	30%
Delivered luminous flux	117 Lm
Light beam angle	21°

LIGHTING FIXTURE | ELECTRICAL DATA

Power values of the system	4,00 W
Dimming	Dim options

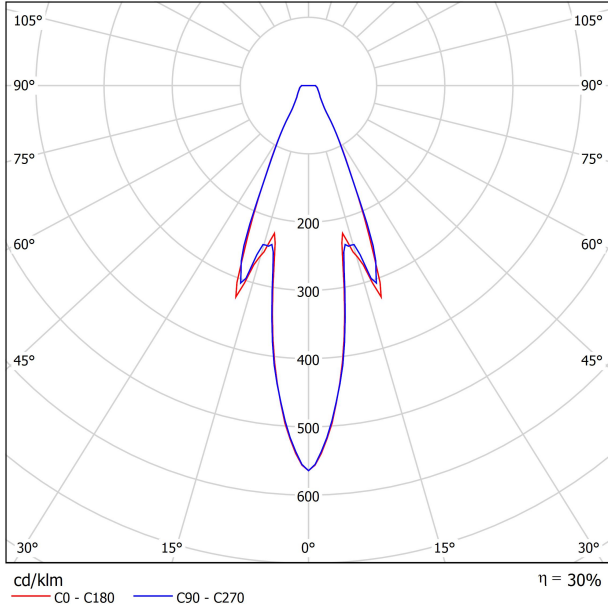
OTHER DATA

Environmental location	DRY
Track type	Minimal Track
Weight	0.44 lb 200 gr
Packaged weight	0.55 lb 250 gr
Packaging dimensions	4.53 x 3.98 x 2.44 in 115 x 101 x 62 mm
Materials	Aluminium / Optical Glass

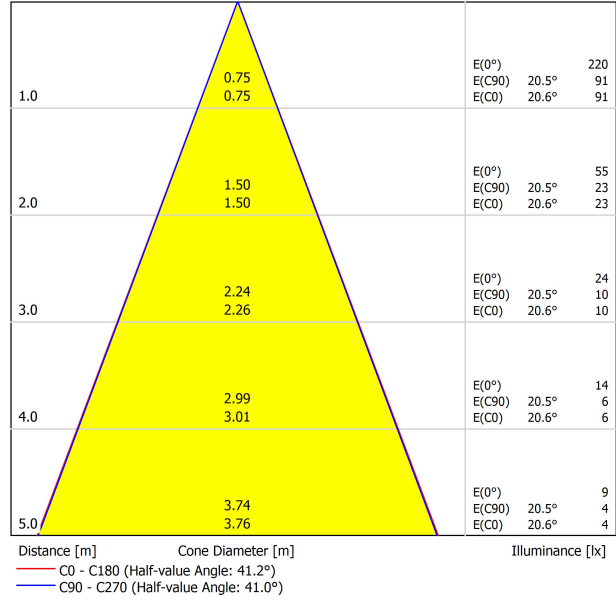


Alaska is the contemporary reinterpretation of the technology and design of the classical incandescent filament light bulb. Alaska is composed of a solid optical glass sphere that symbolically represents the glass bulb of a traditional light bulb. Its compact body is one single piece that is manually lathed and polished like a piece of jewellery. Each one of the luminaires is traditionally produced, thus acquiring the value of an unrepeatable decorative work.

POLAR DIAGRAM



CONICAL DIAGRAM



UGR

Glare Evaluation According to UGR											
Room Size		Viewing direction at right angles to lamp axis					Viewing direction parallel to lamp axis				
X	Y	70	70	50	50	30	70	70	50	50	30
p Ceiling		70	70	50	50	30	70	70	50	50	30
p Walls		50	30	50	30	30	50	30	50	30	30
p Floor		20	20	20	20	20	20	20	20	20	20
2H	2H	15.6	16.5	15.8	16.8	17.0	15.6	16.5	15.8	16.7	17.0
	3H	18.3	19.2	18.6	19.5	19.7	18.3	19.2	18.6	19.4	19.6
	4H	19.8	20.7	20.1	20.9	21.2	19.7	20.6	20.1	20.9	21.1
	6H	21.4	22.2	21.8	22.5	22.8	21.4	22.2	21.7	22.5	22.7
	8H	22.3	23.1	22.7	23.4	23.7	22.2	23.0	22.6	23.3	23.6
	12H	23.3	24.0	23.6	24.3	24.7	23.2	24.0	23.6	24.3	24.6
4H	2H	16.4	17.3	16.7	17.5	17.8	16.4	17.3	16.7	17.5	17.8
	3H	19.5	20.2	19.8	20.5	20.8	19.4	20.1	19.8	20.5	20.8
	4H	21.2	21.8	21.5	22.2	22.5	21.1	21.8	21.5	22.1	22.4
	6H	23.0	23.6	23.4	23.9	24.3	22.9	23.5	23.3	23.9	24.3
	8H	24.0	24.5	24.4	24.9	25.3	23.9	24.4	24.3	24.8	25.2
	12H	25.1	25.5	25.5	25.9	26.4	25.0	25.5	25.4	25.9	26.3
8H	4H	21.9	22.4	22.3	22.8	23.2	21.8	22.4	22.2	22.7	23.1
	6H	24.0	24.4	24.4	24.8	25.3	23.9	24.4	24.4	24.8	25.2
	8H	25.1	25.5	25.6	26.0	26.4	25.1	25.5	25.6	25.9	26.4
	12H	26.5	26.8	26.9	27.2	27.7	26.4	26.7	26.9	27.2	27.7
12H	4H	22.1	22.5	22.5	22.9	23.4	22.0	22.5	22.5	22.9	23.3
	6H	24.3	24.7	24.8	25.1	25.6	24.2	24.6	24.7	25.1	25.5
	8H	25.6	25.9	26.0	26.3	26.8	25.5	25.8	26.0	26.3	26.8
Variation of the observer position for the luminaire distances S											
S = 1.0H		+0.1 / -0.1					+0.1 / -0.1				
S = 1.5H		+0.3 / -0.3					+0.3 / -0.3				
S = 2.0H		+0.4 / -0.5					+0.4 / -0.5				
Standard table		BK12					BK12				
Correction Summand		8.3					8.3				
Corrected Glare Indices referring to 390lm Total Luminous Flux											

Minimal Track

ARKOSLIGHT

Minimal Track is a 24V low-voltage lighting system designed to create minimalist and highly configurable installations. On this page, you'll find the necessary components to configure your surface-mounted system.



Track & accessories - Surface mounting

Configure the shape of your track, add end caps and the required accessories, and finish the setup with the conductive strip (rubber cable).

MINIMAL TRACK 24V Suspension UL

Profile 2m UL

U384-02-00- | N |



Rubber Cable n x 1m UL

U384-00-01- | N |

n = Total Length of System
1m = 39.37in

24V | Max. 4A



Corner 90° 1 Plane UL

U384-00-02- | N |

Cable Length = 1.38in (35mm)



Corner 90° 1 Plane Rounded UL

U384-00-03- | N |

Cable Length = 1.38in (35mm)



Corner 90° 2 Planes UL

U384-00-04- | N |

Cable Length = 3.94in (100mm)



End Cap UL

U384-00-05- | N |



Connection Box UL

U384-00-06- | N |



Mounting scheme:



COLOUR | NT ■ RAL 9005 | WT □ RAL 9016 | N ■ RAL 9005 |

INSTALLATION GUIDE
<https://youtu.be/KnedJbKp7oo>



Minimal Track

ARKOSLIGHT

Minimal Track is a 24V low-voltage lighting system designed to create minimalist and highly configurable installations. On this page, you'll find the necessary components to configure your suspension-mounted system.



Track & accessories - Suspension mounting

Configure the shape of your track, add end caps and the required accessories, and finish the setup with the conductive strip (rubber cable).

MINIMAL TRACK 24V Suspension UL

Profile 2m UL

U384-02-00- | N |



Rubber Cable n x 1m UL

U400-00-01- | N |

n = Total Length of System
1m = 39.37in

24V | Max. 4A



Profile 2m Initial feed kit UL

U400-02-10- | N |



Suspension Straight Joiner UL

U400-00-02- | N |



Profile 2m Middle feed kit UL*

U400-02-20- | N |

* Unidirectional Middle Feed
2m = 78.74in



Suspension Kit UL

U400-02-04- | N |

Max distance between suspension kits = 100 cm.



Suspension Corner 90° UL

U400-00-03- | N |

Cable Length = 3.35in (85mm)



Suspension End Caps UL

U400-00-05- | N |

Two End Caps Included



Mounting scheme:



COLOUR | NT ■ RAL 9005 | WT □ RAL 9016 | N ■ RAL 9005 |

Power Supply

Select your power supply, include a dimmer if needed, and explore the connection diagrams provided.

		P	V	D (A x B x C)
MINIMAL TRACK 24V Remote Power Supply UL	U384-00-07	100W	24V	8.16 x 2.97 x 1.30 in 207.2 x 75.4 x 33 mm

120 & 277 V | 50/60 Hz | NO DIM



		P	V	D (A x B x C)
MINIMAL TRACK 24V Dimmable Power Supply UL*	U010-00-01	60W	24V	5.83 x 1.68 x 1 in 148.2 x 42.6 x 25.4 mm
	U010-00-02	100W	24V	9.5 x 1.57 x 1 in 241.3 x 39.9 x 25.4 mm

120 & 277 V | 50/60 Hz | 0-10 V



		P	V	D (A x B x C)
MINIMAL TRACK 24V Constant Voltage Dimmer	U010-00-00	144W	24V	2.86 x 1.18 x 0.71 in 72.6 x 30 x 18 mm

24 V | CASAMBI



Connection diagrams:



UL DROP VOLTAGE TABLE

POWER	CABLE SECTION	CABLE LENGTH			
		<16.40 ft <5 m	<32.80 ft <10 m	<65.62 ft <20 m	<98.43 ft <30 m
60 W	AWG18	98.43 ft 30 m	98.43 ft 30 m	65.62 ft 20 m	32.80 ft 10 m
	AWG16	98.43 ft 30 m	98.43 ft 30 m	98.43 ft 30 m	65.62 ft 20 m
96 W	AWG18	65.62 ft 20 m	32.80 ft 10 m	X	X
	AWG16	65.62 ft 20 m	65.62 ft 20 m	32.80 ft 10 m	X