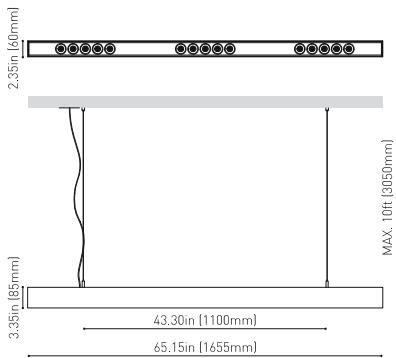


# Black Foster Suspension

ARKOSLIGHT



## DIMENSIONS



## AWARDS



## PRODUCT

Name	BLACK FOSTER SUSP 1600 UL FLOOD DIM ON BOARD 3000K WT
Reference	U3212051WT
Color	Textured white
Category	Suspension

## LIGHT SOURCE

Type	LED
Gross luminous flux	3150 Lm
Color temperature	3000 K
Chromatic stability	MacAdam Step 3
Color Rendering Index	CRI>90
Power	31.5 W
Current	700 mA
Efficacy	100 Lm/W
LED lifespan	L90B10>102.000h

## LIGHTING FIXTURE | PHOTOMETRIC DATA

Lighting efficiency	92%
Delivered luminous flux	2898 Lm
Light beam angle	38°

## LIGHTING FIXTURE | ELECTRICAL DATA

Driver	Included: ERP-PSB series or similar
Power values of the system	37,00 W
Frequency	50/60 Hz
Dimming	DIM on Board

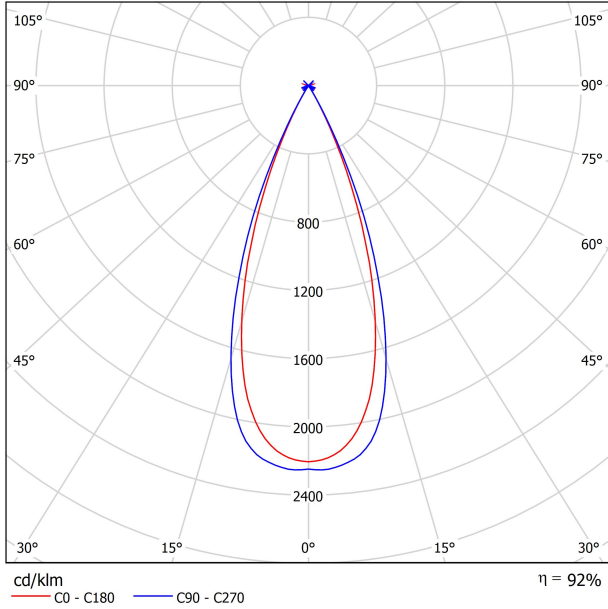
## OTHER DATA

Environmental location	DAMP
Junction box cover	Included. For octagonal Junction box
Junction box cover color	Textured white. Other finishing, please consult
Junction box cover measurements	Ø5.51 in   Ø140 mm
Cord Length	MAX. 10 ft   MAX. 3.05 m
Fast adjustment tensioner	Yes
Weight	9.42 lb   4275 gr
Packaged weight	13.01 lb   5900 gr
Packaging dimensions	Ø6.10 x 68.31 in   Ø155 x 1735 mm
Materials	Aluminium - Acrylonitrile Butadiene Styrene - Polycarbonate

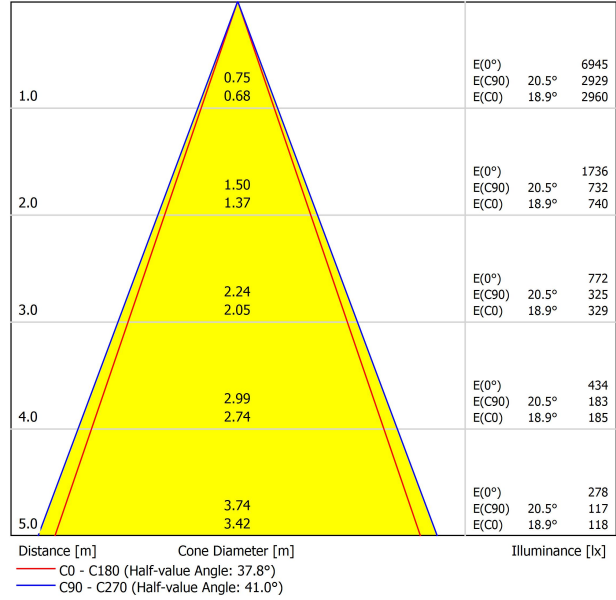


Black Foster Suspension is the product that transfers the claimed effect "The Invisible Black" to a linear suspended system. It is composed by a series of modules which combine light emissions with dark segments. Nevertheless, wether if it is On or Off, Black Foster always preserves the aesthetic of a perfect dark line.

## POLAR DIAGRAM



## CONICAL DIAGRAM



## UGR

Glare Evaluation According to UGR											
ρ Ceiling	70	70	50	50	30	70	70	50	50	30	30
ρ Walls	50	30	50	30	30	50	30	50	30	30	30
ρ Floor	20	20	20	20	20	20	20	20	20	20	20
Room Size X Y		Viewing direction at right angles to lamp axis					Viewing direction parallel to lamp axis				
2H	2H	-15.6	-15.0	-15.3	-14.8	-14.6	-15.9	-15.3	-15.7	-15.1	-14.9
	3H	-11.5	-10.9	-11.2	-10.7	-10.4	-14.0	-13.4	-13.7	-13.2	-13.0
	4H	-11.4	-10.9	-11.1	-10.6	-10.4	-9.5	-8.9	-9.2	-8.7	-8.4
	6H	-10.1	-9.6	-9.8	-9.4	-9.1	-6.4	-5.9	-6.1	-5.6	-5.4
	8H	-8.9	-8.5	-8.6	-8.2	-7.9	-5.9	-5.4	-5.6	-5.1	-4.8
4H	2H	-13.4	-12.9	-13.1	-12.7	-12.4	-13.6	-13.1	-13.3	-12.8	-12.5
	3H	-10.3	-9.9	-10.0	-9.6	-9.3	-11.7	-11.3	-11.4	-11.0	-10.7
	4H	-9.9	-9.6	-9.6	-9.2	-8.9	-7.6	-7.2	-7.2	-6.9	-6.6
	6H	-8.5	-8.2	-8.1	-7.8	-7.4	-4.1	-3.7	-3.7	-3.4	-3.0
	8H	-6.8	-6.5	-6.4	-6.2	-5.8	-3.5	-3.2	-3.1	-2.8	-2.4
8H	2H	-6.3	-6.1	-5.9	-5.7	-5.3	-3.2	-2.9	-2.7	-2.5	-2.1
	4H	-7.7	-7.5	-7.3	-7.1	-6.7	-6.5	-6.2	-6.1	-5.8	-5.4
	6H	-6.1	-5.9	-5.7	-5.5	-5.1	-2.7	-2.5	-2.3	-2.1	-1.6
	8H	-4.4	-4.2	-3.9	-3.8	-3.3	-2.1	-2.0	-1.7	-1.5	-1.1
	12H	-4.0	-3.9	-3.6	-3.4	-3.0	-1.5	-1.3	-1.0	-0.9	-0.4
12H	4H	-7.2	-7.0	-6.8	-6.6	-6.1	-6.4	-6.2	-6.0	-5.8	-5.3
	6H	-5.4	-5.2	-4.9	-4.8	-4.3	-2.6	-2.4	-2.1	-2.0	-1.5
	8H	-3.8	-3.7	-3.3	-3.2	-2.7	-1.9	-1.8	-1.4	-1.3	-0.8
Variation of the observer position for the luminaire distances S											
S = 1.0H	+4.3 / -1.8					+2.3 / -0.6					
S = 1.5H	+6.8 / -2.0					+4.2 / -1.0					
S = 2.0H	+8.8 / -2.6					+5.9 / -2.3					
Standard table Correction Summand	---					---					
Corrected Glare Indices referring to 3150lm Total Luminous Flux											