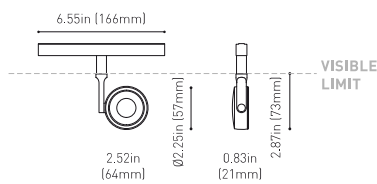




DIMENSIONS



ACCESSORIES



TRACK 48V OPTIONS

AWARDS



PRODUCT

Name SIX S 48V UL DIM 0/10V 24° 2700K NT

Reference U3330120NT

Color Textured black

Category Track Lights

LIGHT SOURCE

Type LED

Gross luminous flux 1070 Lm

Color temperature 2700 K

Chromatic stability MacAdam Step 2

Color Rendering Index CRI>90

Power 9 W

Efficacy 119 Lm/W

LED lifespan L80B10>60.000h

LIGHTING FIXTURE | PHOTOMETRIC DATA

Lighting efficiency 84%

Delivered luminous flux 899 Lm

Light beam angle 24°

LIGHTING FIXTURE | ELECTRICAL DATA

Power values of the system 8,50 W

Dimming 0-10V

OTHER DATA

DAMP

Swivel angle 310°

Rotation angle 360°

Track type Track 48V

Weight 0.36 lb | 164 gr

Packaged weight 0.46 lb | 210 gr

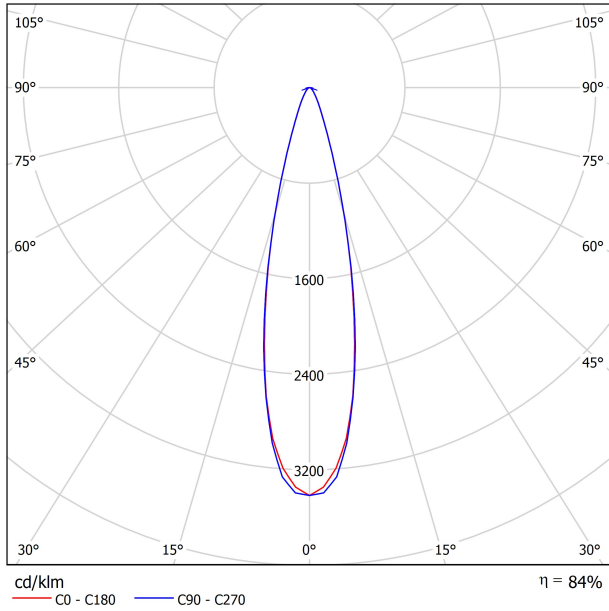
Packaging dimensions 7.48 x 5.71 x 0.94 in | 190 x 145 x 24 mm

Materials Aluminium - Polycarbonate

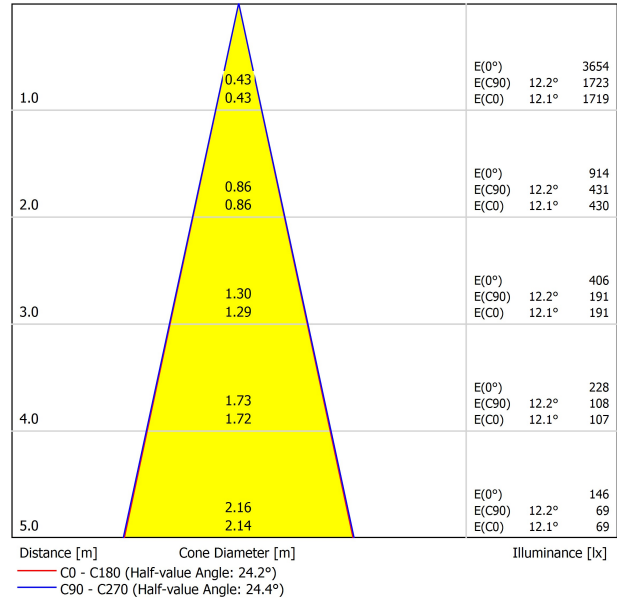


Six 48V is a family of spotlights for low voltage tracklight applications that stands out for its lightness and elegance. Available in L, M, S, and XS, its body; disk looking, rounded shaped, encloses an innovative combination of reflector and lens. The combined action of both, allows Six to direct light rays with the maximum uniformity in a very small distance that, at the same time, has made possible its differential design-reduced and minimalist-. In addition, Six can be freely articulated due to its airy arm which allows the spotlight to be orientated in any direction.

POLAR DIAGRAM



CONICAL DIAGRAM



Track 48V

ARKOSLIGHT

48V track lighting systems are low-voltage lighting solutions based on electrified tracks. The track serves both as a physical structure and as a power carrier, allowing light modules to be placed and repositioned as needed, offering flexibility, safety, and energy efficiency. Ideal for projects that demand minimalist design, high performance, and adaptability. To configure your 48V system, you'll need to combine the following components:

1. Tracks - Available in surface, trimless, surface short, suspended (using suspension accessories with the surface track), and indirect light versions. They form the structural and electrical base of the system.
2. Connectors & Power Supply - Ensure electrical continuity between track sections and provide the 48V power input.
3. Accessories - Including end caps, joiners, mounting elements, and optional installation accessories to complete and secure the setup.

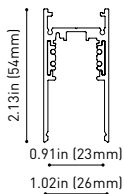


Track Options

Choose the track version required for your project configuration.

Surface

TRACK 48V SURFACE 3.28ft (1m) UL	U338-11-00- NT WT
TRACK 48V SURFACE 6.56ft (2m) UL	U338-12-00- NT WT



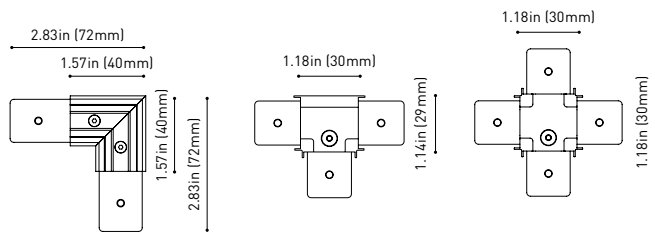
TRACK 48V SURFACE Corner 90° One Plane UL	U338-14-00- NT WT
TRACK 48V SURFACE T-Joint UL	U338-15-00- NT
TRACK 48V SURFACE X-Joint UL	U338-16-00- NT



Corner 90° One Plane UL

T-Joint UL

X-Joint UL



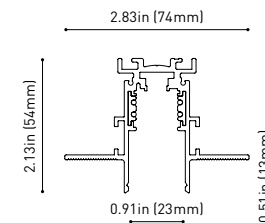
Straight joiners included
*Electrical connections not included



Trimless

TRACK 48V TRIMLESS 3.28ft (1m) UL	U338-01-00- N WT
TRACK 48V TRIMLESS 6.56ft (2m) UL	U338-02-00- N WT

Plasterboard ceiling, mandatory thickness 0.50in (12.5mm). Recommended for installations where the profile can be installed before the false plasterboard ceiling.



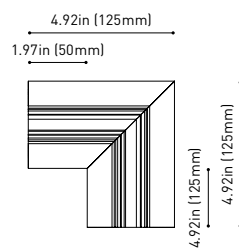
TRACK 48V TRIMLESS Corner 90° One Plane UL	U338-06-00- N WT
TRACK 48V TRIMLESS Corner 90° Two Planes UL	U338-07-00- N WT

Plasterboard ceiling, mandatory thickness 0.50in (12.5mm). Recommended for installations where the profile can be installed before the false plasterboard ceiling.

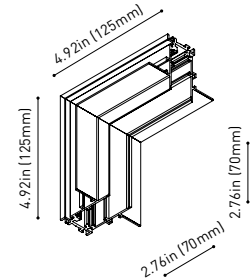


Corner 90° One Plane UL

Corner 90° Two Planes UL



*Electrical connection not included



*Electrical connection not included

TRIMLESS INSTALLATION GUIDE
<https://youtu.be/tgGsQdaYe-w>



COLOUR | NT ■ RAL 9005 | WT □ RAL 9016 | N ■ RAL 9005 |

*Electrical connections are not included. Please choose the required components from the Connectors section.

Complementary track accessories

Use end caps, joiners, and gap covers to connect, close, and cleanly finish your track setup.

Surface

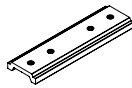
End 48V UL
U338-00-06- | NT | WT |



End Feed 48V UL
U338-00-07- | NT | WT |

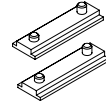


Surface Straight Joiner 48V UL
U338-00-11



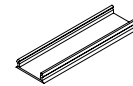
Trimless

Trimless Straight Joiners (2 units) 48V UL
U338-00-05- | N | WT |



For all tracks

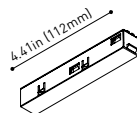
Cover Gap 3,28 ft (1m) 48V UL U338-00-30- | N |



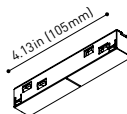
Connector options

Connectors are required to provide electrical continuity between tracks, ensuring an uninterrupted 48V flow.

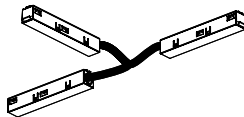
Live-End Connector 48V UL
U338-00-01- | N | W |



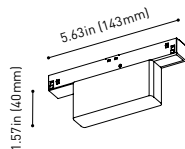
Central Connector 48V UL
U338-00-02- | N | W |



T-Joint Connector 48V UL
U450-00-07- | N |

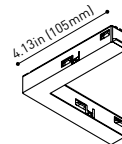


Wireless Control 48V UL
U434-01-31- | N | W | Casambi

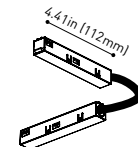


Corner 90° Connector One Plane 48V UL
U338-00-24- | N | W |

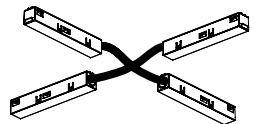
*Not suitable for trimless version



L-Joint Connector 48V UL
U338-00-12- | N | W |



X-Joint Connector 48V UL
U450-00-08- | N |



COLOUR | N ■ RAL 9005 | W □ RAL 9016 |

Power Supply Options

Select the appropriate power feed to deliver 48V to the system based on your track layout and installation type.

For all tracks

	P	V	D
CONSTANT VOLTAGE LED POWER SUPPLY	U100-00-78	96W	48V
			8.16 x 2.97 x 1.30 in 207 x 75.4 x 33 mm
120 & 277 V 50/60 Hz			

UL DROP VOLTAGE TABLE

POWER	CABLE SECTION	CABLE LENGTH			
		16.40ft 5m	32.80ft 10m	65.62ft 20m	98.43ft 30m
96W	AWG16	164ft	164ft	131.32ft	82ft
		50m	50m	40m	25m

Other accessories

Alternative suspension installation

For a suspended configuration, use surface components together with the following accessories:

Suspension Kit (2 units) 48V UL

U338-00-15- | NT | WT |



Suspension feed Kit (2 units) 48V UL

U338-00-17- | N | W | DIM



*for remote power supply

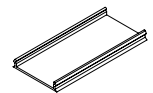
Trimless mounting accessories

These accessories offer different options for installing trimless track systems according to ceiling type and project needs.

Trimless Plaster Installation Guard 3.28ft (1m) 48V UL

U338-00-21

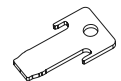
Recommended for installation



Fixing Template for Track 48V Trimless UL

U338-00-31

Recommended for installation



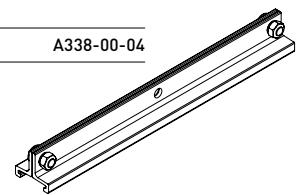
Trimless T-Bracket 48V UL

U338-00-03



Trimless Long T-Bracket 48V UL

A338-00-04



Trimless Clamp for M6 ROD 48V UL

U338-00-09

*See accessories quantities



Trimless Track Clamp 48V UL

U338-00-10

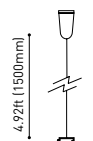
*See accessories quantities



Trimless Suspension Kit 48V UL

U338-00-08

*See accessories quantities



SUGGESTED MOUNTING ACCESSORIES QUANTITIES

3.28 ft (1000 mm) - 2 Pcs
6.56 ft (2000 mm) - 3 Pcs

TRIMLESS INSTALLATION GUIDE
<https://youtu.be/tgGsQdaYe-w>



COLOUR | NT ■ RAL 9005 | WT □ RAL 9016 | N ■ RAL 9005 | W □ RAL 9016 |