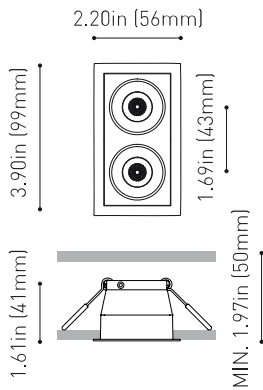




## DIMENSIONS



## AWARDS



Name	BLACK FOSTER REC 2 UL FLOOD 2700K WN
Reference	U3192010WN
Color	White-Black
Category	Ceiling Recessed

## PRODUCT

Type	LED
Gross luminous flux	Depending on Mounting Accessories Lm
Color temperature	2700 K
Chromatic stability	MacAdam Step 3
Color Rendering Index	CRI>90
Power	Depending on Mounting Accessories W
Current	Depending on Mounting Accessories mA
LED lifespan	L90B10>102.000h

## LIGHT SOURCE

Lighting efficiency	92%
Delivered luminous flux	0 Lm
Light beam angle	38°

## LIGHTING FIXTURE | PHOTOMETRIC DATA

Driver	Requires remote driver
Power values of the system	W
Dimming	Depending on Mounting Accessories

## LIGHTING FIXTURE | ELECTRICAL DATA

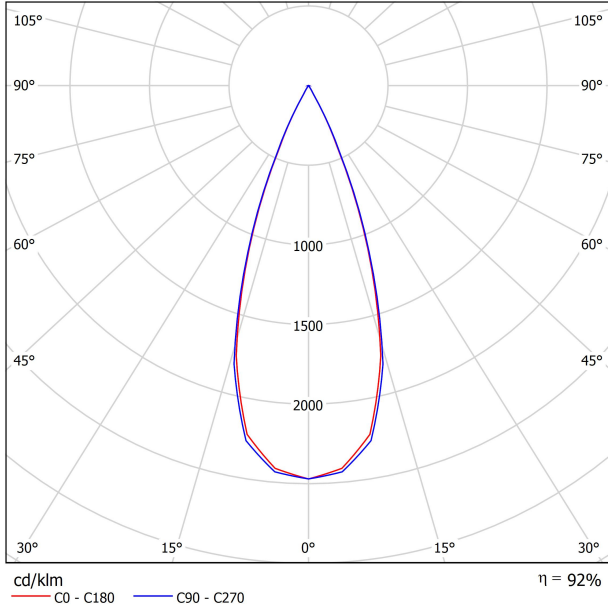
Environmental location	DAMP
Weight	0.31 lb   140 gr
Packaged weight	0.47 lb   217 gr
Packaging dimensions	6.22 x 3.85 x 1.96 in   158 x 98 x 50 mm
Materials	Aluminium / Acrylonitrile Butadiene Styrene

## OTHER DATA

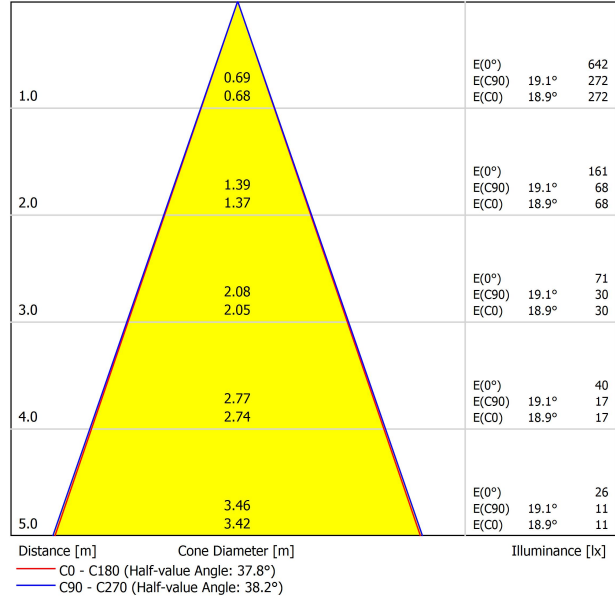


Black Foster is the product that transfers the claimed effect "The Invisible Black" to a recessed-isolated lineal luminary; also available in trimless version. If we take a closer view to the recessed model, its bezel is so thin than when lighted up, it is unperceived; offering an aesthetic of "visual trimless". Black Foster stands out for its refinement, its visual comfort and for almost completely hide the source of light from the human eye range.

## POLAR DIAGRAM



## CONICAL DIAGRAM



## UGR

Glare Evaluation According to UGR											
Room Size X Y		Viewing direction at right angles to lamp axis					Viewing direction parallel to lamp axis				
ρ Ceiling		70	70	50	50	30	70	70	50	50	30
ρ Walls		50	30	50	30	30	50	30	50	30	30
ρ Floor		20	20	20	20	20	20	20	20	20	20
2H	2H	-12.2	-11.5	-11.9	-11.3	-11.2	-11.8	-11.2	-11.5	-11.0	-10.8
	3H	-7.1	-6.5	-6.9	-6.3	-6.1	-6.9	-6.3	-6.6	-6.1	-5.8
	4H	-4.2	-3.7	-3.9	-3.4	-3.2	-3.8	-3.3	-3.5	-3.0	-2.8
	6H	-0.7	-0.2	-0.4	0.0	0.3	-0.5	0.0	-0.2	0.3	0.6
	8H	1.1	1.6	1.4	1.9	2.2	1.3	1.7	1.6	2.0	2.3
	12H	3.1	3.6	3.5	3.9	4.2	3.2	3.7	3.6	4.0	4.3
4H	2H	-10.6	-10.0	-10.3	-9.8	-9.5	-10.3	-9.8	-10.0	-9.5	-9.3
	3H	-5.3	-4.9	-5.0	-4.6	-4.3	-5.2	-4.7	-4.8	-4.4	-4.1
	4H	-2.3	-1.9	-2.0	-1.6	-1.3	-2.0	-1.6	-1.6	-1.3	-0.9
	6H	1.2	1.5	1.6	1.9	2.3	1.4	1.7	1.8	2.1	2.4
	8H	3.1	3.4	3.5	3.8	4.2	3.2	3.5	3.6	3.9	4.3
	12H	5.1	5.4	5.6	5.8	6.2	5.2	5.5	5.7	5.9	6.3
8H	4H	-1.0	-0.7	-0.6	-0.3	0.1	-0.8	-0.5	-0.3	-0.1	0.3
	6H	2.7	2.9	3.1	3.3	3.7	2.8	3.0	3.2	3.4	3.9
	8H	4.7	4.8	5.1	5.3	5.8	4.7	4.9	5.2	5.4	5.8
	12H	6.9	7.0	7.4	7.5	8.0	6.9	7.1	7.4	7.5	8.0
12H	4H	-0.5	-0.3	-0.1	0.1	0.6	-0.3	-0.1	0.1	0.3	0.8
	6H	3.2	3.4	3.7	3.8	4.3	3.3	3.5	3.8	3.9	4.4
	8H	5.3	5.4	5.8	5.9	6.4	5.4	5.5	5.8	6.0	6.5
Variation of the observer position for the luminaire distances S											
S = 1.0H		+0.5 / -0.3					+0.6 / -0.3				
S = 1.5H		+1.1 / -0.5					+1.3 / -0.5				
S = 2.0H		+1.9 / -0.8					+2.3 / -0.8				
Standard table Correction Summand		---					---				
Corrected Glare Indices referring to 260lm Total Luminous Flux											