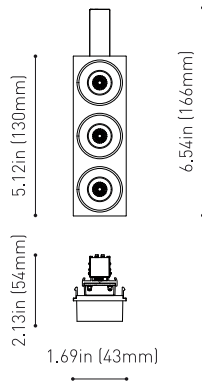




## DIMENSIONS



## ACCESSORIES



BLACK FOSTER CUSTOM ACCESSORIES

Name	BLACK FOSTER CUSTOM MODULE 3 UL SPOT DIM 0/10V 2700K N
Reference	U4533110N
Color	Matt black
Category	Custom Systems

Type	LED
Gross luminous flux	570 Lm
Color temperature	2700 K
Chromatic stability	MacAdam Step 3
Color Rendering Index	CRI>90
Power	6.3 W
Efficacy	90 Lm/W
LED lifespan	L90B10>102.000h

Lighting efficiency	90%
Delivered luminous flux	513 Lm
Light beam angle	19°

Power values of the system	8,40 W
Dimming	0-10V

Environmental location	DAMP
Track type	Black Foster Custom Surface Track
Weight	0.24 lb   110 gr
Packaged weight	0.39 lb   177 gr
Packaging dimensions	9.72 x 4.41 x 1.89 in   247 x 112 x 48 mm
Materials	Aluminium / Acrylonitrile Butadiene Styrene / Polycarbonate

## PRODUCT

## LIGHT SOURCE

## LIGHTING FIXTURE | PHOTOMETRIC DATA

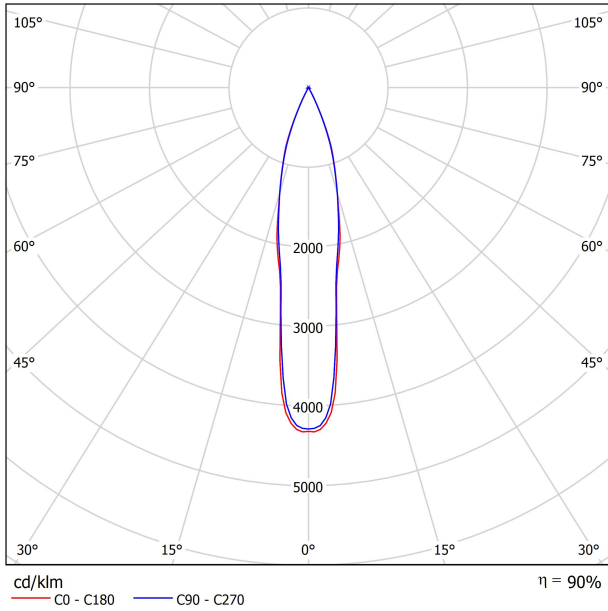
## LIGHTING FIXTURE | ELECTRICAL DATA

## OTHER DATA

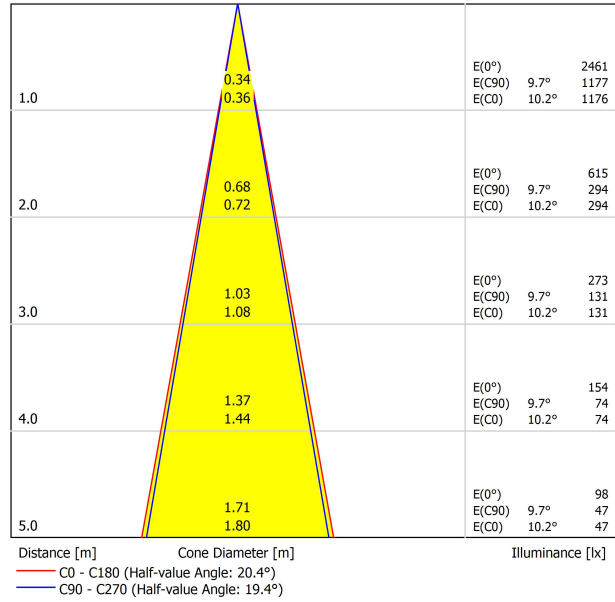


Black Foster is the lighting fixture that transfers the applauded "Invisible Black" effect to a linear system. Black Foster is composed of a series of combinable modules enabling the alternation of segments with light emission and without light emission. However, whether it is ON or OFF, this luminaire always keeps the aesthetics of a perfect dark line. To the observer, it is impossible to distinguish between Black Foster parts that emit light from those that don't. Black Foster's modularity provides a wide range of different combinations, allowing to set up the light emission location as many times as needed, and adapting itself to the requirements of each project in particular.

## POLAR DIAGRAM



## CONICAL DIAGRAM



## UGR

Glare Evaluation According to UGR												
ρ Ceiling		70	70	50	50	30	70	70	50	50	30	
ρ Walls		50	30	50	30	30	50	30	50	30	30	
ρ Floor		20	20	20	20	20	20	20	20	20	20	
Room Size X Y		Viewing direction at right angles to lamp axis					Viewing direction parallel to lamp axis					
2H	2H	5.1	5.8	5.4	6.0	6.2	5.2	5.9	5.4	6.1	6.3	
	3H	8.7	9.3	8.9	9.5	9.8	8.7	9.4	9.0	9.6	9.8	
	4H	10.5	11.1	10.8	11.4	11.6	10.6	11.2	10.9	11.5	11.7	
	6H	12.6	13.2	13.0	13.5	13.8	12.7	13.2	13.0	13.5	13.8	
	8H	13.9	14.4	14.2	14.7	15.0	14.0	14.5	14.3	14.8	15.1	
4H	2H	6.1	6.7	6.4	7.0	7.2	6.2	6.8	6.5	7.0	7.3	
	3H	10.0	10.5	10.3	10.8	11.1	10.0	10.5	10.4	10.8	11.1	
	4H	12.0	12.4	12.4	12.8	13.1	12.1	12.6	12.5	12.9	13.2	
	6H	14.3	14.7	14.7	15.0	15.4	14.3	14.7	14.7	15.0	15.4	
	8H	15.6	15.9	16.0	16.3	16.7	15.7	16.0	16.1	16.4	16.8	
8H	2H	17.1	17.4	17.5	17.8	18.2	17.2	17.5	17.6	17.9	18.3	
	4H	12.8	13.2	13.3	13.6	14.0	12.9	13.3	13.4	13.7	14.1	
	6H	15.4	15.6	15.8	16.1	16.5	15.4	15.6	15.8	16.1	16.5	
	8H	16.9	17.1	17.3	17.5	18.0	17.0	17.2	17.4	17.6	18.1	
	12H	18.5	18.7	19.0	19.2	19.7	18.6	18.8	19.1	19.3	19.8	
12H	4H	13.1	13.4	13.5	13.8	14.2	13.2	13.5	13.6	13.9	14.3	
	6H	15.7	16.0	16.2	16.4	16.9	15.8	16.0	16.2	16.4	16.9	
	8H	17.3	17.5	17.8	18.0	18.5	17.4	17.6	17.9	18.0	18.5	
	Variation of the observer position for the luminaire distances S											
	S = 1.0H	+0.2 / -0.2					+0.2 / -0.2					
S = 1.5H	+0.3 / -0.3					+0.3 / -0.3						
S = 2.0H	+0.5 / -0.6					+0.5 / -0.6						
Standard table Correction Summand	---					---						
Corrected Glare Indices referring to 570lm Total Luminous Flux												

# Black Foster Custom System components

# ARKOSLIGHT

Black Foster Custom System is a modular 48V lighting system designed to create tailored lighting setups by combining tracks, connectors, lighting modules, and accessories. Ideal for architectural and retail projects that demand flexibility, minimalist design, and high performance.

To configure the Black Foster Custom System, you'll need to combine the following components:

1. Tracks - Available in surfac, or suspended versions (using suspension accessories with the surface track), they form the structural and electrical base of the system.
2. Connectors & Power Supply - Join track sections and provide 48V power input.
3. Accessories - Including end caps, joining elements, mounting accessories, and alternative installation parts to secure and finish the system.



## Track Options

Choose all the track components required for your project configuration.

<b>BLACK FOSTER Custom Surface 3.28ft (1m) UL</b>	<b>U452-01-00-   NT   WT  </b>
<b>BLACK FOSTER Custom Surface 6.56ft (2m) UL</b>	<b>U452-02-00-   NT   WT  </b>

<b>BLACK FOSTER Custom Surface L-Joint UL</b>	<b>U452-04-00-   NT   WT  </b>
<b>BLACK FOSTER Custom Surface T-Joint UL</b>	<b>U452-05-00-   NT   WT  </b>
<b>BLACK FOSTER Custom Surface X-Joint UL</b>	<b>U452-06-00-   NT   WT  </b>

CUSTOM SURFACE PROFILE



L-JOINT



T-JOINT



X-JOINT



## Complementary track accessories

Use end caps, joiners, and gap covers to connect, close, and cleanly finish your track setup.

<b>BLACK FOSTER Custom Surface</b>	
<b>End UL</b>	<b>U452-00-03-   N   W  </b>

Cover thickness = 0.12in (3mm)



<b>BLACK FOSTER Custom Surface</b>	
<b>End Feed UL</b>	<b>U452-00-04-   N   W  </b>

Cover thickness = 0.12in (3mm)



<b>BLACK FOSTER Custom Surface</b>	
<b>Straight Joiner UL</b>	<b>U452-00-05</b>



<b>BLACK FOSTER Suspension Kit (2 Units) UL</b>	
<b>U450-00-09-   NT   WT  </b>	

Suggested Mounting accessories quantities

- 3.28ft (1000mm) - 2 Pcs.
- 6.56ft (2000mm) - 3 Pcs.



<b>Suspension Feed Kit 48V UL</b>	
<b>U338-00-17-   N   W  </b>	<b>DIM</b>

\*For remote power supply



<b>BLACK FOSTER Custom Cover Gap 250 UL</b>	<b>U452-00-01-   N  </b>	9.48in / 250mm
<b>BLACK FOSTER Custom Cover Gap 500 UL</b>	<b>U452-00-02-   N  </b>	16.69in / 500mm



COLOUR | NT ■ RAL 9005 | WT □ RAL 9016 | N ■ RAL 9005 |

Electrical connections are not included. Please choose the required components from the Connectors section.



## Connector options

Connectors are required to provide electrical continuity between tracks, ensuring an uninterrupted 48V flow.

Live-End Connector 48V UL

U338-00-01- | N |



Central Connector 48V UL

U338-00-02- | N |



L-Joint Connector 48V UL

U338-00-12- | N |



T-Joint Connector 48V UL

U450-00-07- | N |



X-Joint Connector 48V UL

U450-00-08- | N |



## Power Supply Options

Select the appropriate power feed to deliver 48V to the system based on your track layout and installation type.

	P	V	D
Constant Voltage LED POWER SUPPLY	U100-00-78	96W	48V
			8.16 x 2.97 x 1.30 in 207 x 75.4 x 33 mm

120 & 277V | 50/60 Hz

UL DROP  
VOLTAGE TABLE

		CABLE LENGTH			
		16.40ft	32.80ft	65.62ft	98.43ft
		5m	10m	20m	30m
POWER	CABLE SECTION	TRACK LENGTH			
96 W	AWG16	164ft	164ft	131.32ft	82ft
		50m	50m	40m	25m

## Connection diagrams:

### Surface



### Suspension



COLOUR | N ■ RAL 9005 | W □ RAL 9016 |