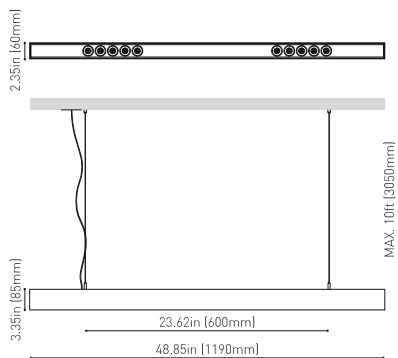


Black Foster Suspension

ARKOSLIGHT



DIMENSIONS



AWARDS



PRODUCT

| | |
|-----------|---|
| Name | BLACK FOSTER SUSP 1200 UL FLOOD DIM ON BOARD 3500K NT |
| Reference | U3211053NT |
| Color | Textured black |
| Category | Suspension |

LIGHT SOURCE

| | |
|-----------------------|-----------------|
| Type | LED |
| Gross luminous flux | 2300 Lm |
| Color temperature | 3500 K |
| Chromatic stability | MacAdam Step 3 |
| Color Rendering Index | CRI>90 |
| Power | 21 W |
| Current | 700 mA |
| Efficacy | 109 Lm/W |
| LED lifespan | L90B10>102.000h |

LIGHTING FIXTURE | PHOTOMETRIC DATA

| | |
|-------------------------|---------|
| Lighting efficiency | 92% |
| Delivered luminous flux | 2116 Lm |
| Light beam angle | 38° |

LIGHTING FIXTURE | ELECTRICAL DATA

| | |
|----------------------------|-------------------------------------|
| Driver | Included: ERP-PSB series or similar |
| Power values of the system | 24,00 W |
| Frequency | 50/60 Hz |
| Dimming | DIM on Board |

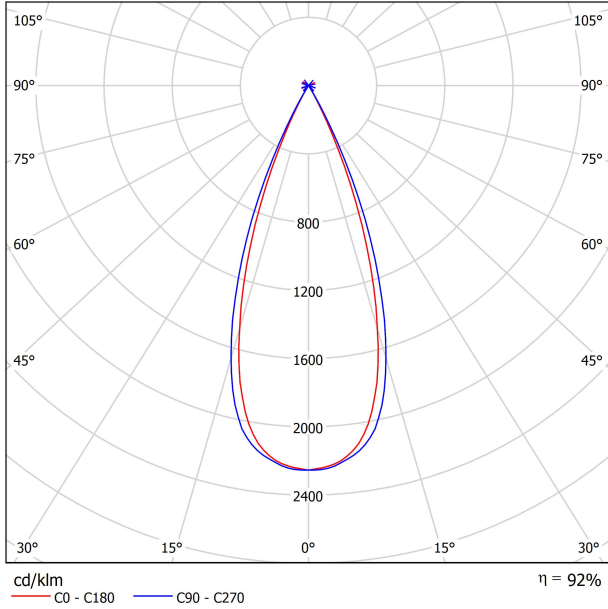
OTHER DATA

| | |
|---------------------------------|---|
| Environmental location | DAMP |
| Junction box cover | Included. For octagonal Junction box |
| Junction box cover color | Textured white. Other finishing, please consult |
| Junction box cover measurements | Ø5.51 in Ø140 mm |
| Cord Length | MAX. 3.05 m |
| Fast adjustment tensioner | Yes |
| Weight | 7.18 lb 3255 gr |
| Packaged weight | 9.85 lb 4470 gr |
| Packaging dimensions | Ø6.10x50.00 in Ø155x1270 mm |
| Materials | Aluminium - Acrylonitrile Butadiene Styrene - Polycarbonate |

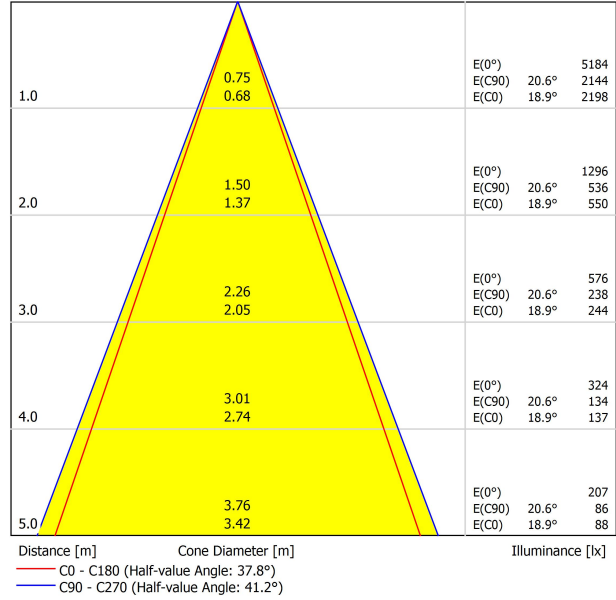


Black Foster Suspension is the product that transfers the claimed effect "The Invisible Black" to a linear suspended system. It is composed by a series of modules which combine light emissions with dark segments. Nevertheless, wether if it is On or Off, Black Foster always preserves the aesthetic of a perfect dark line.

POLAR DIAGRAM



CONICAL DIAGRAM



UGR

| Glare Evaluation According to UGR | | | | | | | | | | | |
|--|----|--|------|------|------|------|---|------|------|------|------|
| ρ Ceiling | | 70 | 70 | 50 | 50 | 30 | 70 | 70 | 50 | 50 | 30 |
| ρ Walls | | 50 | 30 | 50 | 30 | 30 | 50 | 30 | 50 | 30 | 30 |
| ρ Floor | | 20 | 20 | 20 | 20 | 20 | 20 | 20 | 20 | 20 | 20 |
| Room Size X Y | | Viewing direction at right angles to lamp axis | | | | | Viewing direction parallel to lamp axis | | | | |
| 2H | 2H | -8.8 | -8.2 | -8.6 | -8.0 | -7.8 | -6.1 | -5.5 | -5.9 | -5.3 | -5.1 |
| | 3H | -7.1 | -6.5 | -6.8 | -6.3 | -6.1 | -5.7 | -5.2 | -5.5 | -4.9 | -4.7 |
| | 4H | -6.9 | -6.3 | -6.6 | -6.1 | -5.8 | -5.7 | -5.2 | -5.4 | -4.9 | -4.7 |
| | 6H | -5.8 | -5.3 | -5.5 | -5.0 | -4.8 | -5.3 | -4.8 | -5.0 | -4.5 | -4.2 |
| | 8H | -5.8 | -5.3 | -5.5 | -5.0 | -4.7 | -4.8 | -4.3 | -4.4 | -4.0 | -3.7 |
| 4H | 2H | -8.7 | -8.2 | -8.4 | -7.9 | -7.6 | -6.2 | -5.7 | -5.9 | -5.4 | -5.2 |
| | 3H | -7.0 | -6.6 | -6.7 | -6.3 | -6.0 | -5.8 | -5.3 | -5.4 | -5.0 | -4.7 |
| | 4H | -6.2 | -5.8 | -5.8 | -5.5 | -5.1 | -5.6 | -5.2 | -5.3 | -4.9 | -4.6 |
| | 6H | -4.3 | -4.0 | -3.9 | -3.6 | -3.3 | -4.5 | -4.1 | -4.1 | -3.8 | -3.4 |
| | 8H | -4.2 | -4.0 | -3.8 | -3.6 | -3.2 | -3.9 | -3.6 | -3.5 | -3.2 | -2.8 |
| 8H | 2H | -8.7 | -8.2 | -8.4 | -7.9 | -7.6 | -6.2 | -5.7 | -5.9 | -5.4 | -5.2 |
| | 3H | -7.0 | -6.6 | -6.7 | -6.3 | -6.0 | -5.8 | -5.3 | -5.4 | -5.0 | -4.7 |
| | 4H | -6.2 | -5.8 | -5.8 | -5.5 | -5.1 | -5.6 | -5.2 | -5.3 | -4.9 | -4.6 |
| | 6H | -4.3 | -4.0 | -3.9 | -3.6 | -3.3 | -4.5 | -4.1 | -4.1 | -3.8 | -3.4 |
| | 8H | -4.2 | -4.0 | -3.8 | -3.6 | -3.2 | -3.9 | -3.6 | -3.5 | -3.2 | -2.8 |
| 12H | 2H | -8.7 | -8.2 | -8.4 | -7.9 | -7.6 | -6.2 | -5.7 | -5.9 | -5.4 | -5.2 |
| | 3H | -7.0 | -6.6 | -6.7 | -6.3 | -6.0 | -5.8 | -5.3 | -5.4 | -5.0 | -4.7 |
| | 4H | -6.2 | -5.8 | -5.8 | -5.5 | -5.1 | -5.6 | -5.2 | -5.3 | -4.9 | -4.6 |
| | 6H | -4.3 | -4.0 | -3.9 | -3.6 | -3.3 | -4.5 | -4.1 | -4.1 | -3.8 | -3.4 |
| | 8H | -4.2 | -4.0 | -3.8 | -3.6 | -3.2 | -3.9 | -3.6 | -3.5 | -3.2 | -2.8 |
| 12H | 2H | -8.7 | -8.2 | -8.4 | -7.9 | -7.6 | -6.2 | -5.7 | -5.9 | -5.4 | -5.2 |
| | 3H | -7.0 | -6.6 | -6.7 | -6.3 | -6.0 | -5.8 | -5.3 | -5.4 | -5.0 | -4.7 |
| | 4H | -6.2 | -5.8 | -5.8 | -5.5 | -5.1 | -5.6 | -5.2 | -5.3 | -4.9 | -4.6 |
| | 6H | -4.3 | -4.0 | -3.9 | -3.6 | -3.3 | -4.5 | -4.1 | -4.1 | -3.8 | -3.4 |
| | 8H | -4.2 | -4.0 | -3.8 | -3.6 | -3.2 | -3.9 | -3.6 | -3.5 | -3.2 | -2.8 |
| 12H | 2H | -8.7 | -8.2 | -8.4 | -7.9 | -7.6 | -6.2 | -5.7 | -5.9 | -5.4 | -5.2 |
| | 3H | -7.0 | -6.6 | -6.7 | -6.3 | -6.0 | -5.8 | -5.3 | -5.4 | -5.0 | -4.7 |
| | 4H | -6.2 | -5.8 | -5.8 | -5.5 | -5.1 | -5.6 | -5.2 | -5.3 | -4.9 | -4.6 |
| | 6H | -4.3 | -4.0 | -3.9 | -3.6 | -3.3 | -4.5 | -4.1 | -4.1 | -3.8 | -3.4 |
| | 8H | -4.2 | -4.0 | -3.8 | -3.6 | -3.2 | -3.9 | -3.6 | -3.5 | -3.2 | -2.8 |
| 12H | 2H | -8.7 | -8.2 | -8.4 | -7.9 | -7.6 | -6.2 | -5.7 | -5.9 | -5.4 | -5.2 |
| | 3H | -7.0 | -6.6 | -6.7 | -6.3 | -6.0 | -5.8 | -5.3 | -5.4 | -5.0 | -4.7 |
| | 4H | -6.2 | -5.8 | -5.8 | -5.5 | -5.1 | -5.6 | -5.2 | -5.3 | -4.9 | -4.6 |
| | 6H | -4.3 | -4.0 | -3.9 | -3.6 | -3.3 | -4.5 | -4.1 | -4.1 | -3.8 | -3.4 |
| | 8H | -4.2 | -4.0 | -3.8 | -3.6 | -3.2 | -3.9 | -3.6 | -3.5 | -3.2 | -2.8 |
| Variation of the observer position for the luminaire distances S | | | | | | | | | | | |
| S = 1.0H | | +2.4 / -1.3 | | | | | +3.7 / -1.4 | | | | |
| S = 1.5H | | +4.3 / -1.5 | | | | | +6.0 / -1.8 | | | | |
| S = 2.0H | | +6.3 / -4.1 | | | | | +8.0 / -2.2 | | | | |
| Standard table | | BK07 | | | | | --- | | | | |
| Correction Summand | | -21.5 | | | | | --- | | | | |
| Corrected Glare Indices referring to 2300lm Total Luminous Flux | | | | | | | | | | | |