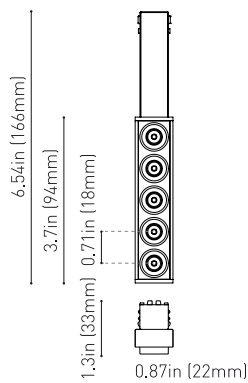




DIMENSIONS



ACCESORIES



BLACK FOSTER CUSTOM
ACCESSORIES

PRODUCT

| | |
|-----------|---|
| Name | BLACK FOSTER MICRO CUSTOM MODULE 5 UL DIM 0/10V 2700K N |
| Reference | U4512010N |
| Color | Matt black |
| Category | Custom Systems |

LIGHT SOURCE

| | |
|-----------------------|----------------|
| Type | LED |
| Gross luminous flux | 775 Lm |
| Color temperature | 2700 K |
| Chromatic stability | MacAdam Step 3 |
| Color Rendering Index | CRI>90 |
| Power | 7 W |
| Efficacy | 111 Lm/W |
| LED lifespan | L90B10>60.000h |

LIGHTING FIXTURE | PHOTOMETRIC DATA

| | |
|-------------------------|--------|
| Lighting efficiency | 87% |
| Delivered luminous flux | 674 Lm |
| Light beam angle | 37° |

LIGHTING FIXTURE | ELECTRICAL DATA

| | |
|----------------------------|--------|
| Power values of the system | 8,40 W |
| Dimming | 0-10V |

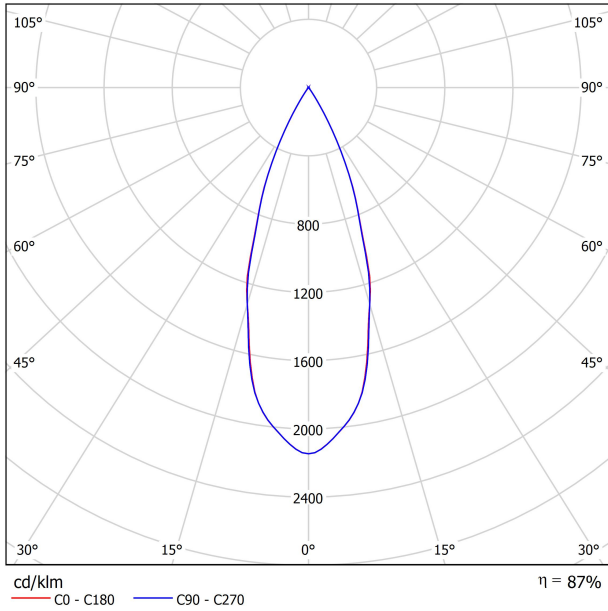
OTHER DATA

| | |
|------------------------|---|
| Environmental location | DAMP |
| Track type | Black Foster Micro Surface Track |
| Weight | 0.22 lb 100 gr |
| Packaged weight | 0.27 lb 125 gr |
| Packaging dimensions | 8.66 x 1.89 x 1.93 in 220 x 48 x 49 mm |
| Materials | Aluminium / Acrylonitrile Butadiene Styrene / Polycarbonate |

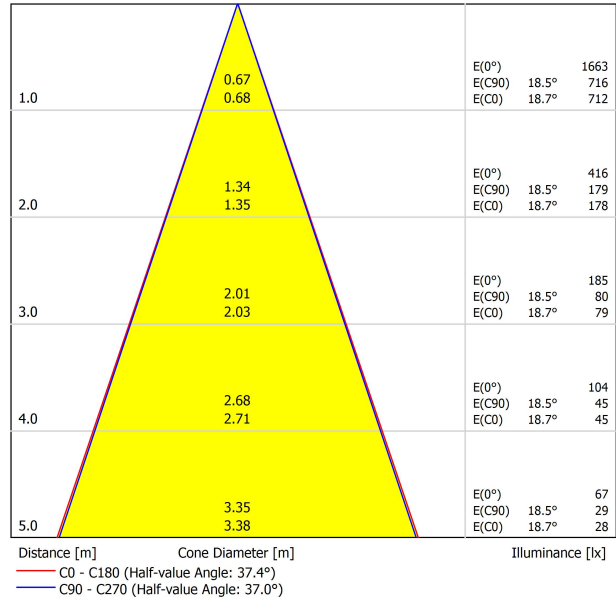


Black Foster Micro is a feat of engineering which brings the acclaimed "The Invisible Black" effect to a hyper-reduced light. Its tiny size and thin trim offer a "trimless visual" aesthetic which combines with its almost imperceptible presence as a result of its compact dimensions. Black Foster Micro is designed for general or accent lighting and can be used in projects that seek ceiling lighting that plays a minimal role.

POLAR DIAGRAM



CONICAL DIAGRAM



UGR

| Glare Evaluation According to UGR | | | | | | | | | | | |
|--|-----|--|------|------|------|------|---|------|------|------|------|
| ρ Ceiling | | 70 | 70 | 50 | 50 | 30 | 70 | 70 | 50 | 50 | 30 |
| ρ Walls | | 50 | 30 | 50 | 30 | 30 | 50 | 30 | 50 | 30 | 30 |
| ρ Floor | | 20 | 20 | 20 | 20 | 20 | 20 | 20 | 20 | 20 | 20 |
| Room Size X Y | | Viewing direction at right angles to lamp axis | | | | | Viewing direction parallel to lamp axis | | | | |
| 2H | 2H | 0.9 | 1.5 | 1.1 | 1.7 | 1.9 | 0.5 | 1.2 | 0.8 | 1.4 | 1.6 |
| | 3H | 4.2 | 4.8 | 4.5 | 5.0 | 5.2 | 3.9 | 4.5 | 4.2 | 4.7 | 5.0 |
| | 4H | 6.0 | 6.6 | 6.3 | 6.8 | 7.1 | 5.8 | 6.3 | 6.1 | 6.6 | 6.8 |
| | 6H | 7.9 | 8.4 | 8.2 | 8.7 | 9.0 | 7.9 | 8.4 | 8.2 | 8.7 | 9.0 |
| | 8H | 9.2 | 9.6 | 9.5 | 9.9 | 10.2 | 9.0 | 9.5 | 9.4 | 9.8 | 10.1 |
| 4H | 2H | 1.8 | 2.4 | 2.1 | 2.6 | 2.9 | 1.6 | 2.2 | 1.9 | 2.4 | 2.7 |
| | 3H | 5.3 | 5.8 | 5.7 | 6.1 | 6.4 | 5.2 | 5.7 | 5.6 | 6.0 | 6.3 |
| | 4H | 7.4 | 7.8 | 7.7 | 8.1 | 8.4 | 7.2 | 7.6 | 7.5 | 7.9 | 8.2 |
| | 6H | 9.5 | 9.8 | 9.9 | 10.2 | 10.6 | 9.5 | 9.8 | 9.9 | 10.2 | 10.6 |
| | 8H | 10.8 | 11.1 | 11.3 | 11.5 | 11.9 | 10.8 | 11.0 | 11.2 | 11.4 | 11.8 |
| 8H | 4H | 8.2 | 8.5 | 8.6 | 8.8 | 9.2 | 8.0 | 8.3 | 8.4 | 8.7 | 9.1 |
| | 6H | 10.6 | 10.8 | 11.1 | 11.2 | 11.7 | 10.6 | 10.8 | 11.1 | 11.2 | 11.7 |
| | 8H | 12.1 | 12.3 | 12.6 | 12.7 | 13.2 | 12.0 | 12.2 | 12.5 | 12.7 | 13.1 |
| | 12H | 13.8 | 14.0 | 14.3 | 14.5 | 14.9 | 13.8 | 13.9 | 14.3 | 14.4 | 14.9 |
| | 12H | 4H | 8.4 | 8.7 | 8.8 | 9.1 | 9.5 | 8.3 | 8.5 | 8.7 | 8.9 |
| 6H | | 10.9 | 11.1 | 11.4 | 11.6 | 12.0 | 10.9 | 11.1 | 11.4 | 11.6 | 12.0 |
| 8H | | 12.6 | 12.7 | 13.0 | 13.2 | 13.7 | 12.5 | 12.6 | 13.0 | 13.1 | 13.6 |
| Variation of the observer position for the luminaire distances S | | | | | | | | | | | |
| S = 1.0H | | +3.5 / -1.3 | | | | | +3.6 / -1.3 | | | | |
| S = 1.5H | | +6.0 / -1.6 | | | | | +6.0 / -1.6 | | | | |
| S = 2.0H | | +8.0 / -1.7 | | | | | +8.0 / -1.9 | | | | |
| Standard table Correction Summand | | --- | | | | | --- | | | | |
| Corrected Glare Indices referring to 775lm Total Luminous Flux | | | | | | | | | | | |

Black Foster Micro Custom components

ARKOSLIGHT

Black Foster Micro Custom System is a modular 48V lighting system designed to create tailored lighting setups by combining tracks, connectors, lighting modules, and accessories. Ideal for architectural and retail projects that demand flexibility, minimalist design, and high performance.

To configure the Black Foster Micro Custom System, you'll need to combine the following components:

1. Tracks - Available in surface, or suspended versions (using suspension accessories with the surface track), they form the structural and electrical base of the system.
2. Connectors & Power Supply - Join track sections and provide 48V power input.
3. Accessories - Including end caps, joining elements, mounting accessories, and alternative installation parts to secure and finish the system.



Track Options

Choose all the track components required for your project configuration.

BLACK FOSTER Micro Custom Surface 3.28ft (1m) UL U450-01-00- | NT | WT |

BLACK FOSTER Micro Custom Surface 6.56ft (2m) UL U450-02-00- | NT | WT |

BLACK FOSTER Micro Custom Surface L-Joint UL U450-04-00- | NT | WT |

BLACK FOSTER Micro Custom Surface T-Joint UL U450-05-00- | NT | WT |

BLACK FOSTER Micro Custom Surface X-Joint UL U450-06-00- | NT | WT |

CUSTOM SURFACE PROFILE



L-JOINT



L-JOINT



X-JOINT



Complementary track accessories

Use end caps, joiners, and gap covers to connect, close, and cleanly finish your track setup.

BLACK FOSTER Micro Custom Surface

End UL U450-00-04- | N | W |

Cover thickness = 0.12in (3mm)



BLACK FOSTER Micro Custom Surface

End Feed UL U450-00-05- | N | W |

Cover thickness = 0.12in (3mm)



BLACK FOSTER Micro Custom Surface

Straight Joiner UL U450-00-06



BLACK FOSTER Suspension Kit (2 Units) UL

U450-00-09- | NT | WT |

Suggested Mounting accessories quantities

3.28ft (1000mm) - 2 Pcs.
6.56ft (2000mm) - 3 Pcs.



Suspension Feed Kit 48V UL

U338-00-17- | N | W |

*For remote power supply



BLACK FOSTER Micro Custom Cover Gap 250 UL

U450-00-01- | N |

9.48in / 250mm

BLACK FOSTER Micro Custom Cover Gap 500 UL

U450-00-02- | N |

16.69in / 500mm

BLACK FOSTER Micro Custom Cover Gap 1000 UL

U450-00-03- | N |

39.37in / 1000mm



COLOUR | NT ■ RAL 9005 | WT □ RAL 9016 | N ■ RAL 9005 |

Electrical connections are not included. Please choose the required components from the Connectors section.

Connector options

Connectors are required to provide electrical continuity between tracks, ensuring an uninterrupted 48V flow.

Live-End Connector 48V UL

U338-00-01- | N |



Central Connector 48V UL

U338-00-02- | N |



L-Joint Connector 48V UL

U338-00-12- | N |



T-Joint Connector 48V UL

U450-00-07- | N |



X-Joint Connector 48V UL

U450-00-08- | N |



Power Supply Options

Select the appropriate power feed to deliver 48V to the system based on your track layout and installation type.

| | P | V | D |
|--------------------------------------|------------|-----|--|
| Constant Voltage LED POWER SUPPLY | U100-00-78 | 96W | 48V 8.16 x 2.97 x 1.30 in 207 x 75.4 x 33 mm |

120 & 277V | 50/60 Hz

UL DROP
VOLTAGE TABLE

| | | CABLE LENGTH | | | |
|-------|---------------|--------------|---------|----------|---------|
| | | 16.40ft | 32.80ft | 65.62ft | 98.43ft |
| | | 5m | 10m | 20m | 30m |
| POWER | CABLE SECTION | TRACK LENGTH | | | |
| 96 W | AWG16 | 164ft | 164ft | 131.32ft | 82ft |
| | | 50m | 50m | 40m | 25m |

Connection diagrams:

Surface



Suspension



COLOUR | N ■ RAL 9005 | W □ RAL 9016 |