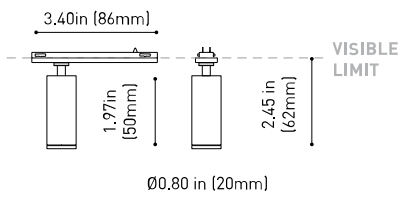




## DIMENSIONS



## ACCESORIES



MINIMAL TRACK OPTIONS

## AWARDS



reddot winner 2020  
innovative product



reddot winner 2020  
lighting design



Bronze Delta  
ADI Awards 2020



HONORABLE MENTION  
EUROPEAN  
PRODUCT  
DESIGN  
AWARD



WINNER  
2020



archiproducts  
DESIGN AWARDS  
WINNER 2020

## PRODUCT

Name FIT 20 24V UL SPOT 2700K WT

Reference U3860010WT

Color Textured white

Category Track Lights

## LIGHT SOURCE

Type LED

Gross luminous flux 127 Lm

Color temperature 2700 K

Chromatic stability MacAdam Step 3

Color Rendering Index CRI>90

Power 2.1 W

Efficacy 60 Lm/W

LED lifespan L80B10>50.000h

## LIGHTING FIXTURE | PHOTOMETRIC DATA

Lighting efficiency 87%

Delivered luminous flux 110 Lm

Light beam angle 12°

## LIGHTING FIXTURE | ELECTRICAL DATA

Power values of the system 2,80 W

Dimming Dim options

## OTHER DATA

Environmental location DRY

Track type Minimal Track

Weight 0.10 lb | 45 gr

Packaged weight 0.17 lb | 75 gr

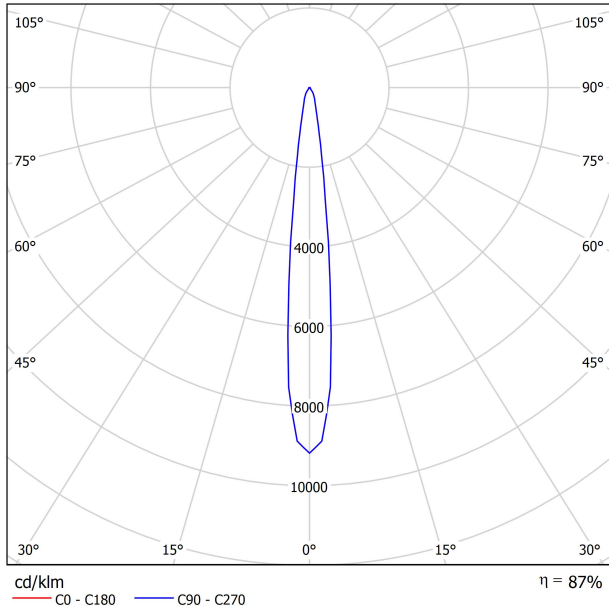
Packaging dimensions 4.41 x 3.54 x 1.02 in | 112 x 90 x 26 mm

Materials Aluminium / Polycarbonate

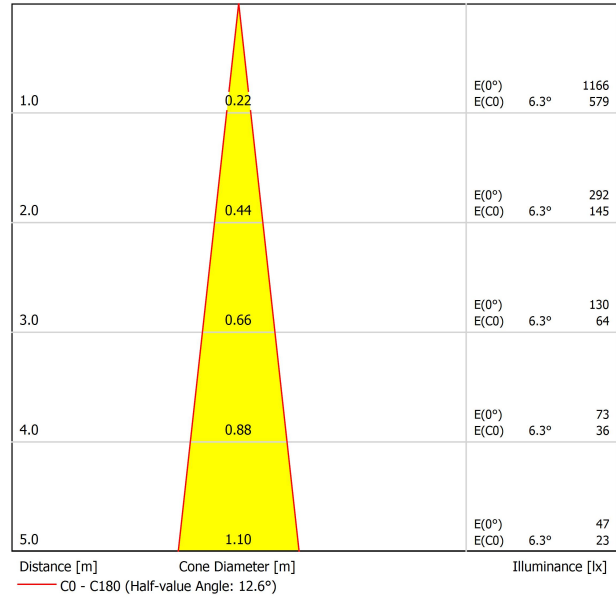


\*\*US product only. Not available in Canada. Fit 24V is a projector for the Minimal Track system. Cylindrical geometry and essential forms, it stands out for its minimalistic looking and its functionality as it can be orientated in any direction. The black perimeter around its mouth highlights its anti-glare vocation.

POLAR DIAGRAM



CONICAL DIAGRAM



# Minimal Track

# ARKOSLIGHT

Minimal Track is a 24V low-voltage lighting system designed to create minimalist and highly configurable installations. On this page, you'll find the necessary components to configure your surface-mounted system.



## Track & accessories - Surface mounting

Configure the shape of your track, add end caps and the required accessories, and finish the setup with the conductive strip (rubber cable).

### MINIMAL TRACK 24V Suspension UL

Profile 2m UL

U384-02-00- | N |



### Rubber Cable n x 1m UL

U384-00-01- | N |

n = Total Length of System  
1m = 39.37in

24V | Max. 4A



### Corner 90° 1 Plane UL

U384-00-02- | N |

Cable Length = 1.38in (35mm)



### Corner 90° 1 Plane Rounded UL

U384-00-03- | N |

Cable Length = 1.38in (35mm)



### Corner 90° 2 Planes UL

U384-00-04- | N |

Cable Length = 3.94in (100mm)



### End Cap UL

U384-00-05- | N |



### Connection Box UL

U384-00-06- | N |



## Mounting scheme:



COLOUR | NT ■ RAL 9005 | WT □ RAL 9016 | N ■ RAL 9005 |

INSTALLATION GUIDE  
<https://youtu.be/KnedJbKp7oo>





## Power Supply

Select your power supply, include a dimmer if needed, and explore the connection diagrams provided.

		P	V	D (A x B x C)
<b>MINIMAL TRACK 24V Remote Power Supply UL</b>	<b>U384-00-07</b>	100W	24V	8.16 x 2.97 x 1.30 in 207.2 x 75.4 x 33 mm

120 & 277 V | 50/60 Hz | NO DIM



		P	V	D (A x B x C)
<b>MINIMAL TRACK 24V Dimmable Power Supply UL*</b>	<b>U010-00-01</b>	60W	24V	5.83 x 1.68 x 1 in 148.2 x 42.6 x 25.4 mm
	<b>U010-00-02</b>	100W	24V	9.5 x 1.57 x 1 in 241.3 x 39.9 x 25.4 mm

120 & 277 V | 50/60 Hz | 0-10 V



		P	V	D (A x B x C)
<b>MINIMAL TRACK 24V Constant Voltage Dimmer</b>	<b>U010-00-00</b>	144W	24V	2.86 x 1.18 x 0.71 in 72.6 x 30 x 18 mm

24 V | CASAMBI



## Connection diagrams:



UL DROP VOLTAGE TABLE

POWER	CABLE SECTION	CABLE LENGTH			
		<16.40 ft <5 m	<32.80 ft <10 m	<65.62 ft <20 m	<98.43 ft <30 m
60 W	AWG18	98.43 ft 30 m	98.43 ft 30 m	65.62 ft 20 m	32.80 ft 10 m
	AWG16	98.43 ft 30 m	98.43 ft 30 m	98.43 ft 30 m	65.62 ft 20 m
96 W	AWG18	65.62 ft 20 m	32.80 ft 10 m	X	X
	AWG16	65.62 ft 20 m	65.62 ft 20 m	32.80 ft 10 m	X