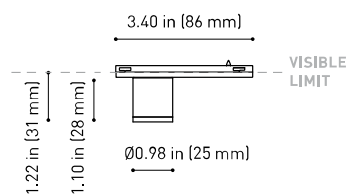




DIMENSIONS



ACCESORIES



MINIMAL TRACK OPTIONS

AWARDS



reddot winner 2020
innovative product



reddot winner 2020
lighting design



Bronze Delta
ADI Awards 2020



HONORABLE MENTION

EUROPEAN
PRODUCT
DESIGN
AWARD



WINNER
2020



archiproducts
DESIGN AWARDS
WINNER 2020

PRODUCT

Name TOP MICRO 24V UL 38° 2700K NT

Reference U3830020NT

Color Textured black

Category Track Lights

LIGHT SOURCE

Type LED

Gross luminous flux 190 Lm

Color temperature 2700 K

Chromatic stability MacAdam Step 3

Color Rendering Index CRI>90

Power 2.1 W

Efficacy 90 Lm/W

LED lifespan L90B10>102.000h

LIGHTING FIXTURE | PHOTOMETRIC DATA

Lighting efficiency 92%

Delivered luminous flux 175 Lm

Light beam angle 38°

LIGHTING FIXTURE | ELECTRICAL DATA

Power values of the system 2,80 W

Dimming Dim options

OTHER DATA

Environmental location DRY

Track type Minimal Track

Weight 0.06 lb | 25 gr

Packaged weight 0.07 lb | 30 gr

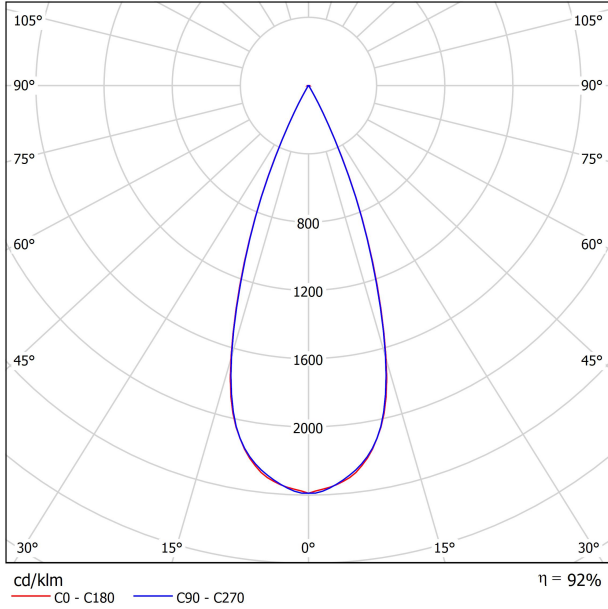
Packaging dimensions 4.41 x 3.03 x 1.34 in | 112 x 77 x 34 mm

Materials Aluminium / Polycarbonate

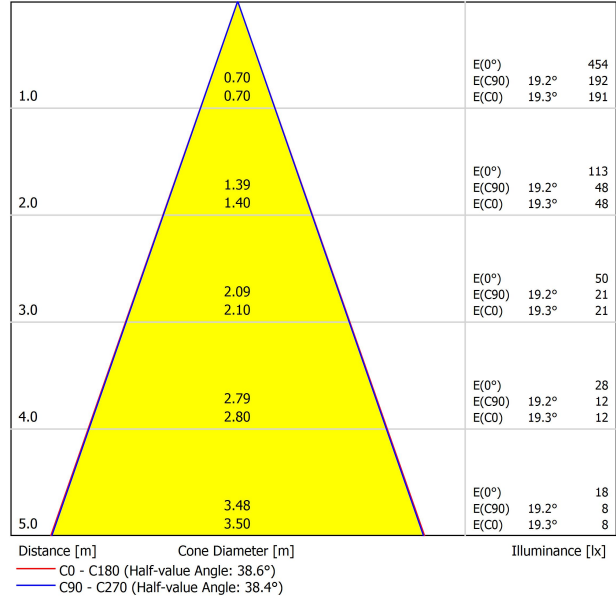


Top Micro 24V is miniaturized luminary that serves as a downlight for the Minimal Track system. Its reduced dimensions make Top the perfect candidate for projects where a discrete presence and a perfect integration are needed. It is a pure line and an architectural aesthetic design. Moreover, in terms of lighting performance, Top offers a conical distribution with two possible beam angles.

POLAR DIAGRAM



CONICAL DIAGRAM



UGR

Glare Evaluation According to UGR											
ρ Ceiling	70	70	50	50	30	70	70	50	50	30	30
ρ Walls	50	30	50	30	30	50	30	50	30	30	30
ρ Floor	20	20	20	20	20	20	20	20	20	20	20
Room Size X Y		Viewing direction at right angles to lamp axis					Viewing direction parallel to lamp axis				
2H	2H	-2.7	-2.0	-2.4	-1.8	-1.6	-2.5	-1.9	-2.3	-1.7	-1.5
	3H	1.1	1.7	1.4	1.9	2.2	1.0	1.5	1.2	1.8	2.0
	4H	2.9	3.5	3.2	3.7	4.0	3.1	3.6	3.4	3.9	4.1
	6H	5.1	5.6	5.4	5.9	6.1	5.4	5.9	5.7	6.2	6.4
	8H	6.4	6.9	6.7	7.2	7.5	6.5	7.0	6.9	7.3	7.6
4H	12H	7.7	8.2	8.1	8.5	8.8	7.9	8.3	8.2	8.6	9.0
	2H	-1.5	-1.0	-1.2	-0.7	-0.5	-1.4	-0.9	-1.1	-0.6	-0.3
	3H	2.3	2.8	2.7	3.1	3.4	2.4	2.8	2.7	3.1	3.4
	4H	4.4	4.8	4.8	5.1	5.5	4.6	5.0	5.0	5.3	5.7
	6H	6.7	7.0	7.1	7.4	7.8	7.0	7.4	7.4	7.7	8.1
8H	8H	8.1	8.4	8.5	8.8	9.2	8.3	8.6	8.7	9.0	9.4
	12H	9.6	9.8	10.0	10.2	10.7	9.8	10.0	10.2	10.4	10.8
	4H	5.4	5.7	5.8	6.0	6.4	5.5	5.8	5.9	6.2	6.6
	6H	7.9	8.1	8.4	8.6	9.0	8.1	8.4	8.6	8.8	9.2
	8H	9.5	9.6	9.9	10.1	10.6	9.6	9.8	10.0	10.2	10.7
12H	12H	11.1	11.3	11.6	11.7	12.2	11.2	11.4	11.7	11.8	12.3
	4H	5.6	5.9	6.1	6.3	6.7	5.8	6.0	6.2	6.4	6.8
	6H	8.3	8.5	8.7	8.9	9.4	8.5	8.6	8.9	9.1	9.6
	8H	9.9	10.1	10.4	10.5	11.0	10.0	10.2	10.5	10.6	11.1
	Variation of the observer position for the luminaire distances S										
S = 1.0H	+0.4 / -0.2					+0.4 / -0.2					
S = 1.5H	+0.9 / -0.5					+0.9 / -0.4					
S = 2.0H	+1.6 / -0.6					+1.6 / -0.6					
Standard table Correction Summand	---					---					
Corrected Glare Indices referring to 190lm Total Luminous Flux											

Minimal Track

ARKOSLIGHT

Minimal Track is a 24V low-voltage lighting system designed to create minimalist and highly configurable installations. On this page, you'll find the necessary components to configure your surface-mounted system.



Track & accessories - Surface mounting

Configure the shape of your track, add end caps and the required accessories, and finish the setup with the conductive strip (rubber cable).

MINIMAL TRACK 24V Suspension UL

Profile 2m UL

U384-02-00- | N |



Rubber Cable n x 1m UL

U384-00-01- | N |

n = Total Length of System
1m = 39.37in

24V | Max. 4A



Corner 90° 1 Plane UL

U384-00-02- | N |

Cable Length = 1.38in (35mm)



Corner 90° 1 Plane Rounded UL

U384-00-03- | N |

Cable Length = 1.38in (35mm)



Corner 90° 2 Planes UL

U384-00-04- | N |

Cable Length = 3.94in (100mm)



End Cap UL

U384-00-05- | N |



Connection Box UL

U384-00-06- | N |



Mounting scheme:



COLOUR | NT ■ RAL 9005 | WT □ RAL 9016 | N ■ RAL 9005 |

INSTALLATION GUIDE
<https://youtu.be/KnedJbKp7oo>



Power Supply

Select your power supply, include a dimmer if needed, and explore the connection diagrams provided.

		P	V	D (A x B x C)
MINIMAL TRACK 24V Remote Power Supply UL	U384-00-07	100W	24V	8.16 x 2.97 x 1.30 in 207.2 x 75.4 x 33 mm

120 & 277 V | 50/60 Hz | NO DIM



		P	V	D (A x B x C)
MINIMAL TRACK 24V Dimmable Power Supply UL*	U010-00-01	60W	24V	5.83 x 1.68 x 1 in 148.2 x 42.6 x 25.4 mm
	U010-00-02	100W	24V	9.5 x 1.57 x 1 in 241.3 x 39.9 x 25.4 mm

120 & 277 V | 50/60 Hz | 0-10 V



		P	V	D (A x B x C)
MINIMAL TRACK 24V Constant Voltage Dimmer	U010-00-00	144W	24V	2.86 x 1.18 x 0.71 in 72.6 x 30 x 18 mm

24 V | CASAMBI



Connection diagrams:



UL DROP VOLTAGE TABLE

POWER	CABLE SECTION	CABLE LENGTH			
		<16.40 ft <5 m	<32.80 ft <10 m	<65.62 ft <20 m	<98.43 ft <30 m
60 W	AWG18	98.43 ft 30 m	98.43 ft 30 m	65.62 ft 20 m	32.80 ft 10 m
	AWG16	98.43 ft 30 m	98.43 ft 30 m	98.43 ft 30 m	65.62 ft 20 m
96 W	AWG18	65.62 ft 20 m	32.80 ft 10 m	X	X
	AWG16	65.62 ft 20 m	65.62 ft 20 m	32.80 ft 10 m	X