Magnetic 24V System

ARKOSLIGHT

DIMENSIONS

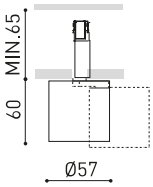

ACCESSOIRES

MAGNETIC CONNECTOR (MANDATORY)

DRIVER OPTIONS

TRIMLESS TOOL

	PRODUIT
Nom	MAGNETIC 24V FLIP SPOT 4000K NT
Référence	A4920012NT
Couleur	Noir Texturé - Autres coleurs, veuillez consulter
RAL	9005
Catégorie	CEILING RECESSED

	SOURCE DE LUMIÈRE
Type	LED
Flux lumineux brut	720 lm
Température de couleur	4000 K
Stabilité chromatique	MacAdam Step 2
Indice de reproduction chromatique	CRI>90
Puissance	6 W
Courant	500 mA
Efficacité	120 lm/W
Durée de vie de la LED	L80B10 >50.000h

	LUMINAIRE | DONNÉS PHOTOMÉTRIQUES
Efficacité lumineuse	89%
Angle du faisceau lumineux	18°

	LUMINAIRE | DONNÉS ÉLECTRIQUES
Driver	Inclus
Valeurs de puissance du système	6,79 W
Tension	24Vdc
Variation d'intensité	Options DIM
Classe d'isolation électrique	

	D'AUTRES DONNÉES
Étanchéité	IP20
Contrôle sans fil	Veuillez consulter
Angle de basculement	90°
Angle de rotation	360°
Poids	175 g
Poids avec emballage	225 g
Dimensions de l'emballage	96 x 91 x 103 mm
Unités par emballage	1
Matériaux	Aluminium / Acrylonitrile Butadiè Styrènene / Polycarbonate

CE

Dans un exercice qui cherche à se rapprocher de plus en plus aux éléments architectoniques, la version Flip Magnetic atteint le meilleur résultat de la famille. Un éclairage encastré au plafond dissimulant sa base et qui propose un corps cylindrique mobile.

Calle N · Pol. Ind. EL OLIVERAL
46394 Ribarroja del Turia · Valencia (Spain)
Tel. +34 961 667 207 · Fax +34 961 667 054
info@arkoslight.com · www.arkoslight.com

5 Year GUARANTEE*

DIAGRAMME POLAIRE

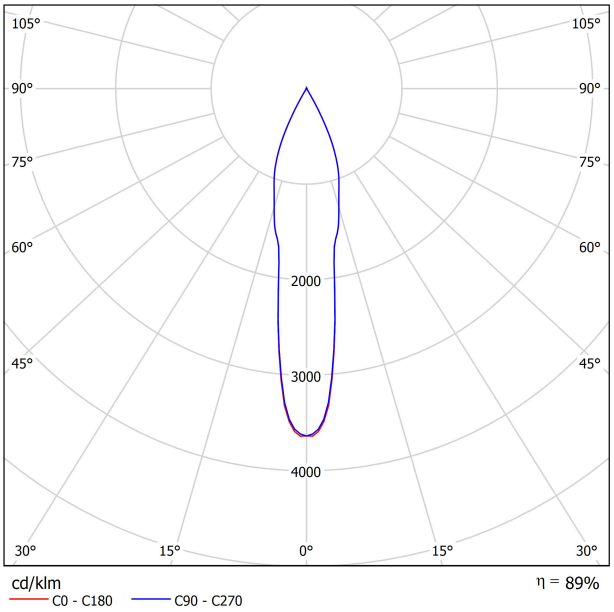

DIAGRAMME CONIQUE

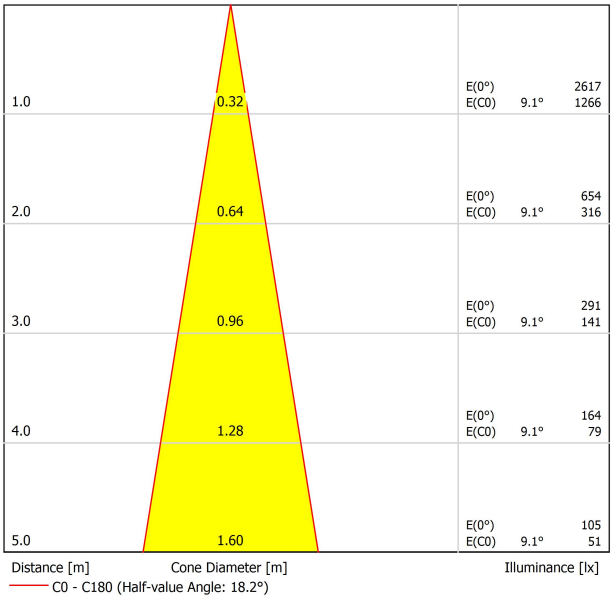

MAGNETIC 24V CONNECTOR

ARKOSLIGHT®

MANDATORY FOR INSTALLATION

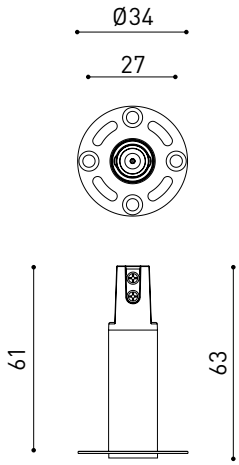

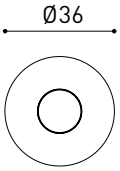

INCLUDED EXTRA COVER
FOR RECESSED VERSION

	PRODUCT
Model	Magnetic connector accessory
Reference	A435-01- 00 | W ☐ | N ■ |
Category	Accessories

CE III IP20 Ø16

Calle N · Pol. Ind. EL OLIVERAL
46394 Ribarroja del Turia · Valencia (Spain)
Tel. +34 961 667 207 · Fax +34 961 667 054
info@arkoslight.com · www.arkoslight.com

5 Year GUARANTEE

MAGNETIC 24V DRIVER OPTIONS

ARKOSLIGHT®

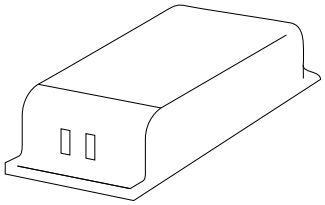

			P	V	D (A x B x C)
24V POWER SUPPLY	ON/OFF	**0434-01-37**	60W	24V	180 x 52 x 30mm
		0433-10-22	100W	24V	295 x 43 x 30mm

220 240 V~

MUST BE PLACED ON REMOTE

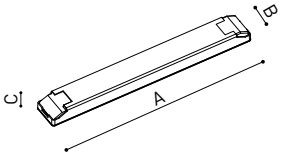

				V	D (A x B x C)
24V Dimmer		**0433-01-32**	DALI/PUSH	24V	181 x 42 x 20mm
		0433-01-35	CASAMBI	24V	72,6 x 30 x 18mm
		0434-01-64	WIFI	24V	105 x 44 x 23mm

24V

MUST BE PLACED ON REMOTE

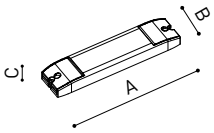

DROP VOLTAGE TABLE

POWER (W)	**CABLE SECTION** (mm^2)	**CABLE LENGHT** (m)
60	0,75	30
	1,5	30
100	0,75	20
	1,5	30

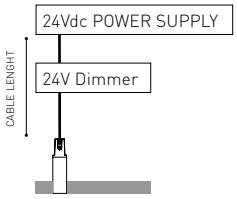

Calle N · Pol. Ind. EL OLIVERAL
46394 Ribarroja del Turia · Valencia (Spain)
Tel. +34 961 667 207 · Fax +34 961 667 054
info@arkoslight.com · www.arkoslight.com

5Year GUARANTEE

TRIMLESS TOOL

ARKOSLIGHT

INSTALLATION GUIDE
https://youtu.be/sa_xAgj4ji4

	PRODUCT
Model	Trimless Tool **D16 X D34 MM**
Reference	A478-00-00
Category	Accessories

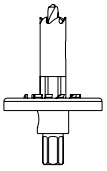

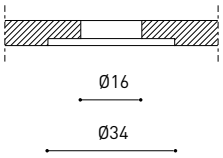

Calle N · Pol. Ind. EL OLIVERAL
46394 Ribarroja del Turia · Valencia (Spain)
Tel. +34 961 667 207 · Fax +34 961 667 054
info@arkoslight.com · www.arkoslight.com

5 Year GUARANTEE

ECODESIGN AND ENERGY LABELLING

ARKOSLIGHT®

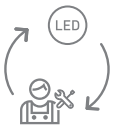

Fuente de luz (LED) reemplazable por un profesional autorizado

Replaceable (LED only) light source by an authorized professional.

Source lumineuse (LED) remplaçable par un professionnel agréé

Sorgente luminosa (LED) sostituibile da parte di un professionista autorizzato

Austauschbare (LED) Lichtquelle durch einen autorisierten Fachmann

Equipo de control reemplazable por un profesional autorizado

Replaceable control gear by an authorized professional

Dispositif de commande remplaçable par un professionnel agréé

Alimentatore sostituibile da parte di un professionista autorizzato

Auswechselbares Betriebsgerät durch autorisierten Fachmann

INSTRUCCIONES PARA EL FINAL DE VIDA Y LA ELIMINACIÓN LOS COMPONENTES
INSTRUCTIONS ON END-OF-LIFE AND COMPONENT DISPOSAL
INSTRUCTIONS POUR LA GESTION DES COMPOSANTS EN FIN DE VIE ET LEUR MISE AU REBUT
ISTRUZIONI PER IL FINE VITA E LO SMALTIMENTO DEI COMPONENTI
ANWEISUNGEN ZUR ENTSORGUNG DER LEUCHTENKOMPONENTEN

Interrumpir la alimentación del aparato
Cut the power supply to the luminaire
Couper l'alimentation du luminaire
Interrompere l'alimentazione dell'apparecchio
Stromversorgung der Leuchte unterbrechen

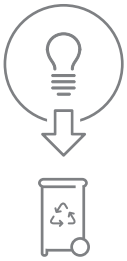

Quitar la(s) fuente(s) de luz para el desecho
Remove light source(s) for disposal
Retirer la (les) source(s) lumineuse(s) pour l'élimination
Rimuovere la/le sorgente/e di luce per lo smaltimento
Lichtquelle(n) zur Entsorgung entfernen

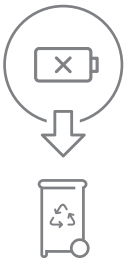

Quitar la batería para el desecho
Remove the battery for decommissioning
Retirer la batterie pour sa mise au rebut
Rimuovere la batteria per la dismissione
Die Batterie ordnungsgemäß entsorgen

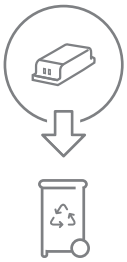

Quitar el equipo de control para el desecho
Remove control gear for disposal
Retirer le dispositif de commande pour l'élimination
Rimuovere l'alimentatore per lo smaltimento
Betriebsgerät zur Entsorgung ausbauen

Enviar los materiales a un centro de recogida RAEE
Send the materials to a WEEE collection centre
Envoyer les matériaux dans une déchetterie DEEE
Inviare i materiali ad un centro di raccolta RAEE
Die Materialien in einem WEEE-Zentrum entsorgen

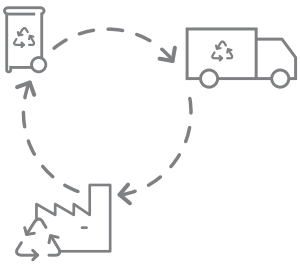

Calle N · Pol. Ind. EL OLIVERAL
46394 Ribarroja del Turia · Valencia (Spain)
Tel. +34 961 667 207 · Fax +34 961 667 054
info@arkoslight.com · www.arkoslight.com

5 Year GUARANTEE