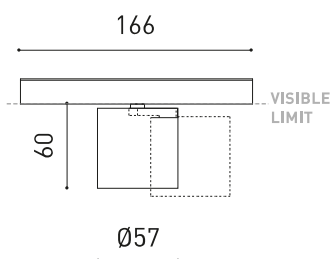




DIMENSIONES



ACCESORIOS



TRACK 48V OPTIONS

|            |                               |
|------------|-------------------------------|
| Nombre     | FLIP 48V SHORT FLOOD 3000K NT |
| Referencia | A4890121NT-S                  |
| Color      | Negro Texturado               |
| RAL        | 9005                          |
| Categoría  | TRACKLIGHTS                   |

PRODUCTO

|                                  |                 |
|----------------------------------|-----------------|
| Tipo                             | LED             |
| Flujo Luminoso                   | 670 lm          |
| Temperatura de color             | 3000 K          |
| Estabilidad cromática            | MacAdam Step 2  |
| Índice de reproducción cromática | CRI >90         |
| Potencia                         | 6 W             |
| Corriente                        | 500 mA          |
| Eficacia                         | 112 lm/W        |
| Horas de Vida del LED            | L80B10 >60.000h |

FUENTE DE LUZ

|                       |     |
|-----------------------|-----|
| Eficiencia Lumínica   | 84% |
| Ángulo del haz de luz | 40° |

LUMINARIA | DATOS FOTOMÉTRICOS

|                              |          |
|------------------------------|----------|
| Driver                       | Incluido |
| Potencia del sistema         | 6,94 W   |
| Tensión                      | 48Vdc    |
| Regulación                   | No Dim   |
| Clase de seguridad eléctrica | II       |

LUMINARIA | DATOS ELÉCTRICOS

|                       |   |
|-----------------------|---|
| Estanqueidad          | IP20  |
| Control inalámbrico   | Consultar   |
| Ángulo de basculación | 90°   |
| Ángulo de giro        | 360°  |
| Tipo de carril        | Track 48V   |
| Peso                  | 190 g   |
| Peso con embalaje     | 270 g   |
| Dimensiones embalaje  | 208 x 147 x 71 mm   |
| Unidades por embalaje | 1   |
| Materiales            | Aluminio / Acrilonitrilo Butadieno Estireno / Policarbonato |

OTROS DATOS



Flip es pura forma y movimiento. Su diseño orientable y basculante lo dota de versatilidad y permite bañar de luz allá donde se desee. Su versión para carril 48V recorre el espacio que ilumina y define.

DIAGRAMA POLAR

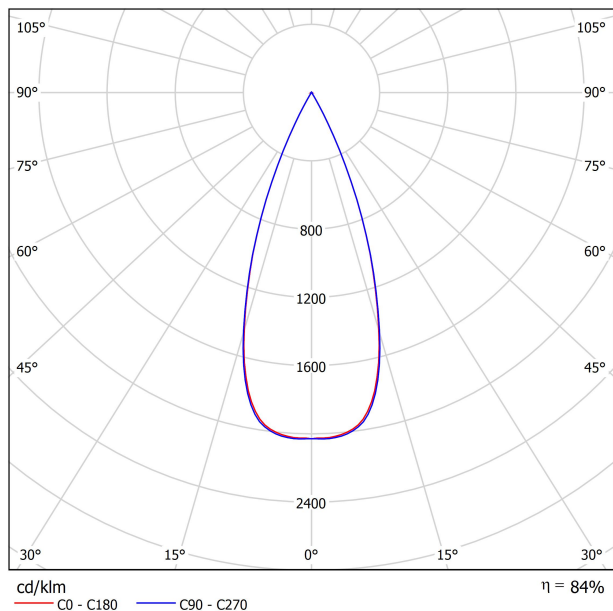
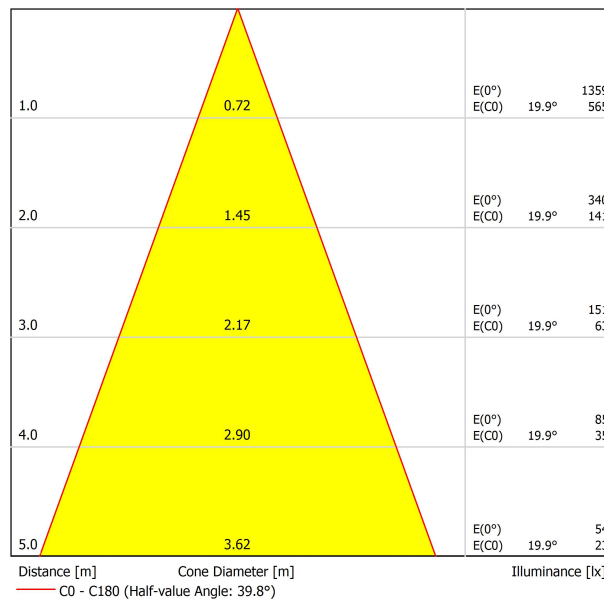
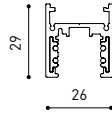


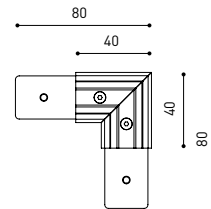
DIAGRAMA CÓNICO





### TRACK 48V SURFACE SHORT

#### Corner 90° One Plane



### TRACK 48V SURFACE SHORT

|  |                       |
|--|-----------------------|
| TRACK 48V SURFACE SHORT 1m                   | A338-21-00-   NT   WT |
| TRACK 48V SURFACE SHORT 2m                   | A338-22-00-   NT   WT |
| TRACK 48V SURFACE SHORT 3m                   | A338-23-00-   NT   WT |
| TRACK 48V SURFACE SHORT Corner 90° One Plane | A338-24-00-   NT   WT |

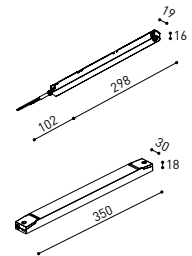


Electrical connection not included  
Straight joiner included

|                                   | P                | V    | D   |                  |
|-----------------------------------|------------------|------|-----|------------------|
| CONSTANT VOLTAGE LED POWER SUPPLY | 0434-01-61 *   N | 100W | 48V | 298 x 16 x 19 mm |
|                                   | 0434-01-62       | 150W | 48V | 350 x 30 x 18 mm |

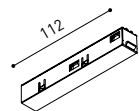
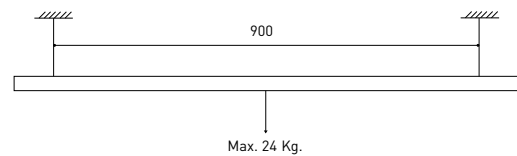
220 V ~  
240

\*To be installed inside the track.



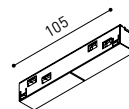
### DROP VOLTAGE TABLE

| POWER (W) | CABLE SECTION (mm <sup>2</sup> ) | CABLE LENGTH (m) |    |    |    |
|-----------|----------------------------------|------------------|----|----|----|
|           |                                  | 5                | 10 | 20 | 30 |
| 100       | 0,75                             | 50               | 50 | X  | X  |
|           | 1,5                              | 50               | 50 | 40 | 25 |
| 150       | 0,75                             | 40               | 15 | X  | X  |
|           | 1,5                              | 50               | 40 | 20 | X  |



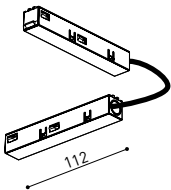
#### Live-End Connector 48V

A338-00-01- | W | N |



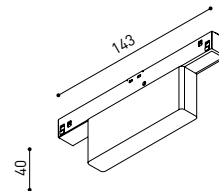
#### Central Connector 48V

A338-00-02- | W | N |



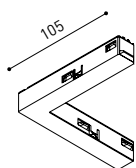
#### L-JOINT Connector 48V

A338-00-12- | W | N |



#### Wireless Control 48V

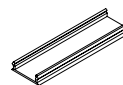
0434-01-31- | W | N | Casambi/AAG Stucchi App



#### Corner 90° Connector One Plane 48V

A338-00-24- | W | N |

\*Not suitable for trimless version



#### Cover Gap 1m 48V

A338-00-30- | W | N |

COLOUR | N ■ RAL 9005 | W □ RAL 9016 | NT ■ RAL 9005 | WT □ RAL 9016 |

## SURFACE SHORT & SUSPENSION SHORT 48V



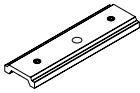
### Short End 48V

A338-00-18- | NT | WT |



### Short End feed 48V

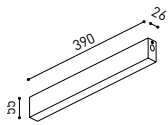
A338-00-19- | NT | WT |



### Straight Joiner 48V

A338-00-11

## SURFACE SHORT 48V

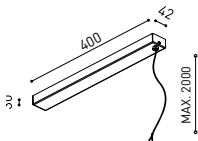


### Power Supply Case 48V

A338-00-29- | NT | WT | 150 W

220 V ~ 240 V ~ INCL \*To be installed aside 48V Surface Tracks

## SUSPENSION SHORT 48V

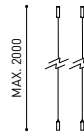


### Wired Power Supply Case 48V

A338-00-25- | NT | WT | 150 W NO DIM

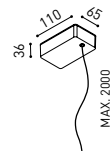
A338-00-26- | NT | WT | 150 W DIM

220 V ~ 240 V ~ INCL



### Suspension Kit 48V (2 units)

A338-00-15- | WT | NT |



### Suspension Feed Kit 48V

A338-00-16- | W | N | NO DIM

A338-00-17- | W | N | DIM

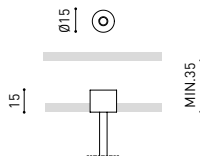
\*For remote power supply

A338-00-27- | W | N | NO DIM

A338-00-28- | W | N | DIM

\*For power supply inside the track

## WIRE TRIMLESS ACCESSORIES



### FEED

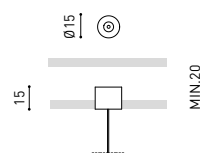
#### MAINS TRIMLESS\*

A023-00-01- | W | N | NO DIM

#### MAINS THICK TRIMLESS\*

A023-00-02- | W | N | DIM

REMOTE INCL Ø20




### FASTENING

#### STEEL CABLE TRIMLESS\*


A023-00-05- | W | N |

INCL Ø20

MAINS TRIMLESS



MAINS THICK TRIMLESS



STEEL CABLE TRIMLESS



\* AS MANY PIECES AS NEEDED ACCORDING TO YOUR PRODUCT

COLOUR | N ■ RAL 9005 | W □ RAL 9016 | NT ■ RAL 9005 | WT □ RAL 9016 |



Fuente de luz (LED) reemplazable por un profesional autorizado

Replaceable (LED only) light source by an authorized professional.

Source lumineuse (LED) remplaçable par un professionnel agréé

Sorgente luminosa (LED) sostituibile da parte di un professionista autorizzato

Austauschbare (LED) Lichtquelle durch einen autorisierten Fachmann



Equipo de control reemplazable por un profesional autorizado

Replaceable control gear by an authorized professional

Dispositif de commande remplaçable par un professionnel agréé

Alimentatore sostituibile da parte di un professionista autorizzato

Auswechselbares Betriebsgerät durch autorisierten Fachmann

INSTRUCCIONES PARA EL FINAL DE VIDA Y LA ELIMINACIÓN LOS COMPONENTES  
 INSTRUCTIONS ON END-OF-LIFE AND COMPONENT DISPOSAL  
 INSTRUCTIONS POUR LA GESTION DES COMPOSANTS EN FIN DE VIE ET LEUR MISE AU REBUT  
 ISTRUZIONI PER IL FINE VITA E LO SMALTIMENTO DEI COMPONENTI  
 ANWEISUNGEN ZUR ENTSORGUNG DER LEUCHTENKOMPONENTEN



Interrumpir la alimentación del aparato  
 Cut the power supply to the luminaire  
 Couper l'alimentation du luminaire  
 Interrompere l'alimentazione dell'apparecchio  
 Stromversorgung der Leuchte unterbrechen



Quitar la(s) fuente(s) de luz para el desecho  
 Remove light source(s) for disposal  
 Retirer la (les) source(s) lumineuse(s) pour l'élimination  
 Rimuovere la/le sorgente/e di luce per lo smaltimento  
 Lichtquelle(n) zur Entsorgung entfernen



Quitar la batería para el desecho  
 Remove the battery for decommissioning  
 Retirer la batterie pour sa mise au rebut  
 Rimuovere la batteria per la dismissione  
 Die Batterie ordnungsgemäß entsorgen



Quitar el equipo de control para el desecho  
 Remove control gear for disposal  
 Retirer le dispositif de commande pour l'élimination  
 Rimuovere l'alimentatore per lo smaltimento  
 Betriebsgerät zur Entsorgung ausbauen



Enviar los materiales a un centro de recogida RAEE  
 Send the materials to a WEEE collection centre  
 Envoyer les matériaux dans une déchetterie DEEE  
 Inviare i materiali ad un centro di raccolta RAEE  
 Die Materialien in einem WEEE-Zentrum entsorgen

