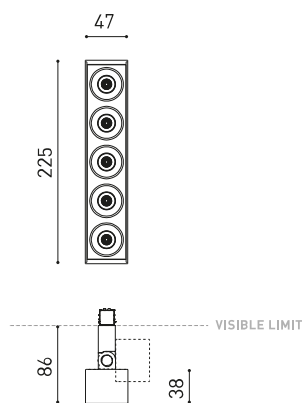




GRÖÖE



ZUBEHÖR



TRACK 48V OPTIONS

| | |
|---------------|---|
| Name | BLACK FOSTER 48V TILT 5 SHORT SPOT 4000K WT |
| Artikelnummer | A4814112WT-S |
| Farbe | Weiß strukturiert |
| RAL | 9016 |
| Kategorie | TRACKLIGHTS |

| | |
|--|-------------------|
| Typ | LED |
| Bruttolichtstrom | 1250 lm |
| Farbtemperatur | 4000 K |
| Farbstabilität | MacAdam Step 3 |
| Farbwiedergabeindex | CRI > 90 |
| Leistung | 10,5 W |
| Stromstärke | 700 mA |
| Lichtausbeute | 119 lm/W |
| Nutzlebensdauer der LED in Betriebsstunden | L90B10 > 102.000h |

| | |
|----------------------------|-----|
| Leuchtenwirkungsgrad (LOR) | 90% |
| Abstrahlwinkel | 19° |

| | |
|----------------------------|----------|
| Driver | Inklusiv |
| Leistungswerte des Systems | 11,72 W |
| Spannung | 48Vdc |
| Helligkeitssteuerung | No Dim |
| Schutzklasse | III |

| | |
|----------------------------|--|
| Dichtigkeit | IP20 |
| Wireless control | Bitte anfragen |
| Schwenkwinkel | 90° |
| Drehwinkel | 360° |
| Schiementyp | Track 48V |
| Gewicht | 450 g |
| Gewicht inkl. Verpackung | 550 g |
| Abmessungen der Verpackung | 268 x 172 x 62 mm |
| Stück pro Verpackung | 1 |
| Materialien | Aluminium / Acrylnitril-Butadien-Styrol / Polycarbonat |

PRODUKT

LICHTQUELLE

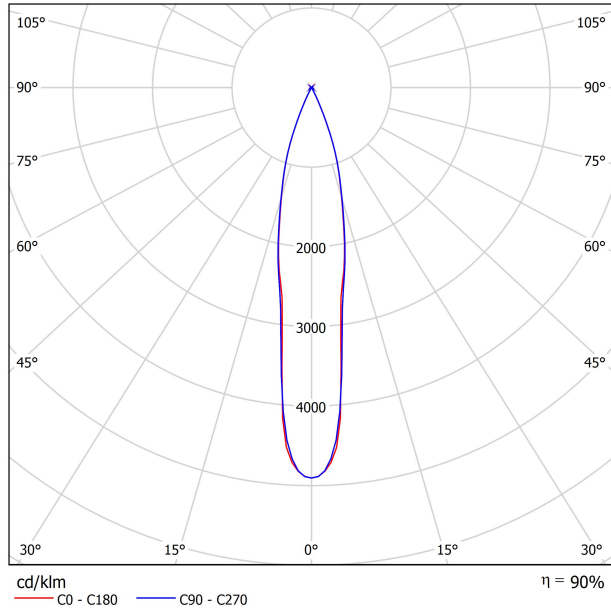
LEUCHE | PHOTOMETRISCHE DATEN

LEUCHE | ELEKTRISCHE DATEN

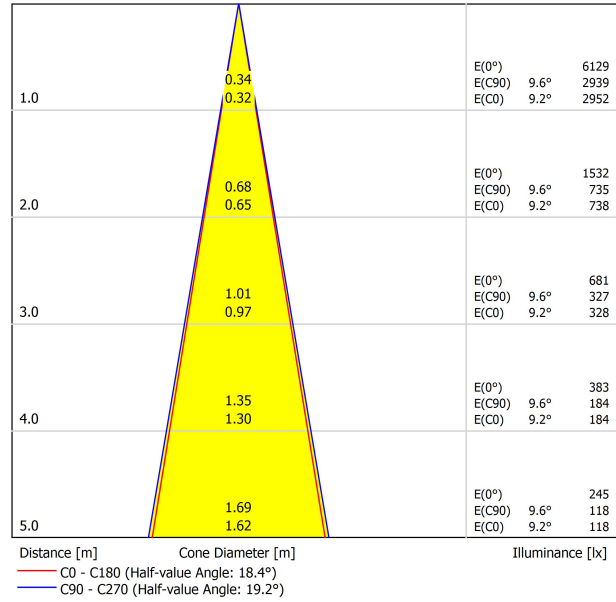
ANDERE DATEN

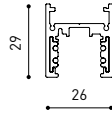
Die neue Beleuchtungsoption Black Foster 48v Tilt hat eine neue Kippfunktion an der 48V-Schiene von 90° bis 360°. Dank dieser neuen Funktion von Black Foster wird das Licht frei, präzise und in Winkeln projiziert, um spannende Szenen zu schaffen.

POLAR-KOORDINATEN DIAGRAMM



KEGELDIAGRAMM





TRACK 48V SURFACE SHORT

Corner 90° One Plane



TRACK 48V SURFACE SHORT

| | |
|--|-----------------------|
| TRACK 48V SURFACE SHORT 1m | A338-21-00- NT WT |
| TRACK 48V SURFACE SHORT 2m | A338-22-00- NT WT |
| TRACK 48V SURFACE SHORT 3m | A338-23-00- NT WT |
| TRACK 48V SURFACE SHORT Corner 90° One Plane | A338-24-00- NT WT |



Electrical connection not included
Straight joiner included

| | P | V | D |
|-----------------------------------|------------------|------|------------------|
| CONSTANT VOLTAGE LED POWER SUPPLY | 0434-01-61 * N | 100W | 48V |
| | 0434-01-62 | 150W | 48V |
| | | | 298 x 16 x 19 mm |
| | | | 350 x 30 x 18 mm |

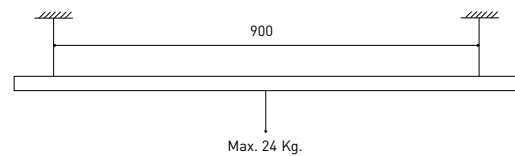
220 V ~
240

*To be installed inside the track.



DROP VOLTAGE TABLE

| POWER (W) | CABLE SECTION (mm ²) | CABLE LENGTH (m) | | | |
|-----------|----------------------------------|------------------|----|----|----|
| | | 5 | 10 | 20 | 30 |
| 100 | 0,75 | 50 | 50 | X | X |
| | 1,5 | 50 | 50 | 40 | 25 |
| 150 | 0,75 | 40 | 15 | X | X |
| | 1,5 | 50 | 40 | 20 | X |



Live-End Connector 48V

A338-00-01- | W | N |



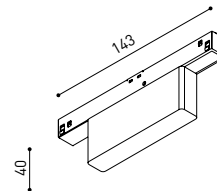
Central Connector 48V

A338-00-02- | W | N |



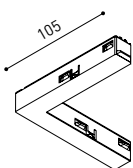
L-JOINT Connector 48V

A338-00-12- | W | N |



Wireless Control 48V

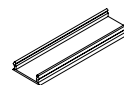
0434-01-31- | W | N | Casambi/AAG Stucchi App



Corner 90° Connector One Plane 48V

A338-00-24- | W | N |

*Not suitable for trimless version



Cover Gap 1m 48V

0338-00-30- | W | N |

COLOUR | N ■ RAL 9005 | W □ RAL 9016 | NT ■ RAL 9005 | WT □ RAL 9016 |

SURFACE SHORT & SUSPENSION SHORT 48V



Short End 48V

A338-00-18- | NT | WT |



Short End feed 48V

A338-00-19- | NT | WT |



Straight Joiner 48V

A338-00-11

SURFACE SHORT 48V



Power Supply Case 48V

A338-00-29- | NT | WT | 150 W

220 V ~ 240 V ~ INCL *To be installed aside 48V Surface Tracks

SUSPENSION SHORT 48V



Wired Power Supply Case 48V

A338-00-25- | NT | WT | 150 W NO DIM

A338-00-26- | NT | WT | 150 W DIM

220 V ~ 240 V ~ INCL



Suspension Kit 48V (2 units)

A338-00-15- | WT | NT |



Suspension Feed Kit 48V

A338-00-16- | W | N | NO DIM

A338-00-17- | W | N | DIM

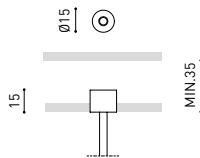
*For remote power supply

A338-00-27- | W | N | NO DIM

A338-00-28- | W | N | DIM

*For power supply inside the track

WIRE TRIMLESS ACCESSORIES



FEED

MAINS TRIMLESS*

A023-00-01- | W | N | NO DIM

MAINS THICK TRIMLESS*

A023-00-02- | W | N | DIM

REMOTE INCL Ø20



FASTENING

STEEL CABLE TRIMLESS*

A023-00-05- | W | N |

INCL Ø20

MAINS TRIMLESS



MAINS THICK TRIMLESS



STEEL CABLE TRIMLESS



* AS MANY PIECES AS NEEDED ACCORDING TO YOUR PRODUCT

COLOUR | N ■ RAL 9005 | W □ RAL 9016 | NT ■ RAL 9005 | WT □ RAL 9016 |



Fuente de luz (LED) reemplazable por un profesional autorizado

Replaceable (LED only) light source by an authorized professional.

Source lumineuse (LED) remplaçable par un professionnel agréé

Sorgente luminosa (LED) sostituibile da parte di un professionista autorizzato

Austauschbare (LED) Lichtquelle durch einen autorisierten Fachmann



Equipo de control reemplazable por un profesional autorizado

Replaceable control gear by an authorized professional

Dispositif de commande remplaçable par un professionnel agréé

Alimentatore sostituibile da parte di un professionista autorizzato

Auswechselbares Betriebsgerät durch autorisierten Fachmann

INSTRUCCIONES PARA EL FINAL DE VIDA Y LA ELIMINACIÓN LOS COMPONENTES
 INSTRUCTIONS ON END-OF-LIFE AND COMPONENT DISPOSAL
 INSTRUCTIONS POUR LA GESTION DES COMPOSANTS EN FIN DE VIE ET LEUR MISE AU REBUT
 ISTRUZIONI PER IL FINE VITA E LO SMALTIMENTO DEI COMPONENTI
 ANWEISUNGEN ZUR ENTSORGUNG DER LEUCHTENKOMPONENTEN



Interrumpir la alimentación del aparato
 Cut the power supply to the luminaire
 Couper l'alimentation du luminaire
 Interrompere l'alimentazione dell'apparecchio
 Stromversorgung der Leuchte unterbrechen



Quitar la(s) fuente(s) de luz para el desecho
 Remove light source(s) for disposal
 Retirer la (les) source(s) lumineuse(s) pour l'élimination
 Rimuovere la/le sorgente/e di luce per lo smaltimento
 Lichtquelle(n) zur Entsorgung entfernen



Quitar la batería para el desecho
 Remove the battery for decommissioning
 Retirer la batterie pour sa mise au rebut
 Rimuovere la batteria per la dismissione
 Die Batterie ordnungsgemäß entsorgen



Quitar el equipo de control para el desecho
 Remove control gear for disposal
 Retirer le dispositif de commande pour l'élimination
 Rimuovere l'alimentatore per lo smaltimento
 Betriebsgerät zur Entsorgung ausbauen



Enviar los materiales a un centro de recogida RAEE
 Send the materials to a WEEE collection centre
 Envoyer les matériaux dans une déchetterie DEEE
 Inviare i materiali ad un centro di raccolta RAEE
 Die Materialien in einem WEEE-Zentrum entsorgen

