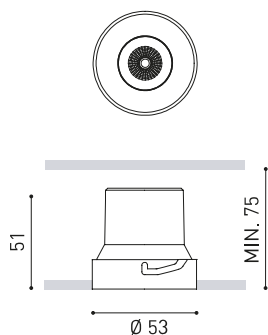




DIMENSIONS



ACCESSORIES



TRIMLESS ACCESSORY
(MANDATORY)



TRIMLESS TOOL

Name	SHOT LIGHT S TRIMLESS DIM DALI SPOT 3000K NMG
Reference	A4630201NMG
Color	Black-Metallized gold
RAL	Metallic finish
Category	CEILING RECESSED

PRODUCT

Type	LED
Gross luminous flux	670 lm
Colour temperature	3000 K
Chromatic stability	MacAdam Step 2
Colour Rendering Index	CRI > 90
Power	6 W
Current	500 mA
Efficacy	112 lm/W
LED lifespan	L80B10 > 60.000h

LIGHT SOURCE

Lighting efficiency	89%
Light beam angle	18°

LIGHTING FIXTURE | PHOTOMETRIC DATA

Driver	Included - Connected
Power values of the system	8,24 W
Voltage	220V/240V
Frecuency	50/60 Hz
Dimming	DALI - Other DIM, please consult
Electrical insulation class	□

LIGHTING FIXTURE | ELECTRICAL DATA

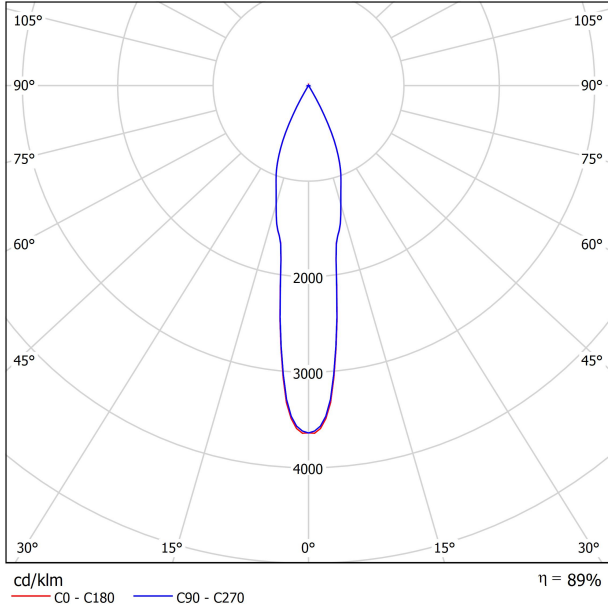
Sealing	IP20
Wireless control	Please Consult
Emergency power supply	Please Consult
Recess measurements	Ø59 mm
Weight	145 g
Packaged weight	215 g
Packaging dimensions	173 x 85 x 74 mm
Units per package	1
Materials	Aluminium / Acrylonitrile Butadiene Styrene / Polycarbonate

OTHER DATA

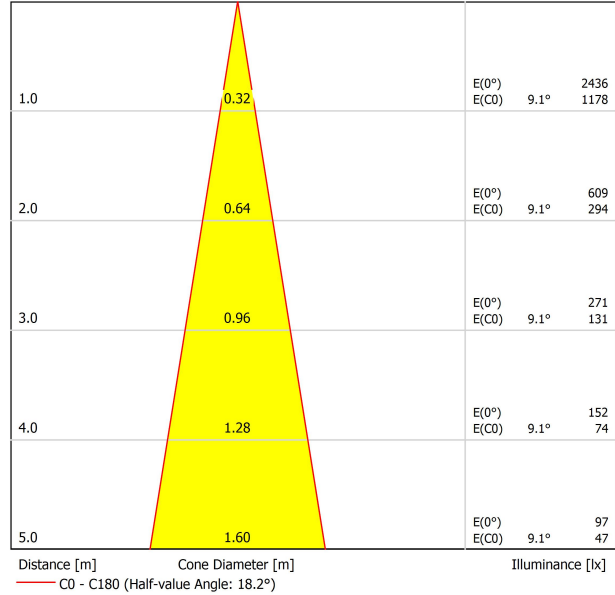


A luminary conceived to be a discreet point of light in the ceiling that hides the illumination source from sight and aims to offer maximum visual comfort. In order to achieve this, it has an anti-glare screen and a specifically designed micro-reflector that generates a perfectly defined light beam.

POLAR DIAGRAM



CONICAL DIAGRAM



UGR

Glare Evaluation According to UGR											
p Ceiling		70	70	50	50	30	70	70	50	50	30
p Walls		50	30	50	30	30	50	30	50	30	30
p Floor		20	20	20	20	20	20	20	20	20	20
Room Size X Y		Viewing direction at right angles to lamp axis					Viewing direction parallel to lamp axis				
2H	2H	-9.7	-9.1	-9.4	-8.9	-8.7	-11.6	-11.0	-11.3	-10.8	-10.6
	3H	-7.6	-7.0	-7.3	-6.8	-6.5	-7.1	-6.6	-6.9	-6.3	-6.1
	4H	-4.3	-3.7	-4.0	-3.5	-3.2	-4.8	-4.3	-4.5	-4.1	-3.8
	6H	-2.0	-1.5	-1.7	-1.3	-1.0	-3.6	-3.1	-3.3	-2.8	-2.6
	8H	-0.9	-0.4	-0.6	-0.1	0.2	-0.8	-0.4	-0.5	-0.1	0.2
4H	2H	-9.1	-8.6	-8.8	-8.3	-8.1	-10.5	-10.0	-10.2	-9.8	-9.5
	3H	-6.2	-5.8	-5.9	-5.5	-5.2	-6.1	-5.6	-5.7	-5.3	-5.0
	4H	-2.3	-1.9	-1.9	-1.5	-1.2	-3.4	-3.0	-3.0	-2.6	-2.3
	6H	-0.1	0.2	0.3	0.6	0.9	-2.0	-1.7	-1.6	-1.3	-0.9
	8H	1.0	1.3	1.4	1.7	2.1	0.8	1.1	1.3	1.5	1.9
8H	2H	2.7	2.9	3.1	3.3	3.7	2.4	2.7	2.9	3.1	3.5
	4H	-1.7	-1.4	-1.3	-1.0	-0.6	-2.5	-2.2	-2.1	-1.8	-1.4
	6H	0.6	0.8	1.1	1.3	1.7	-0.7	-0.5	-0.3	-0.1	0.4
	8H	2.1	2.3	2.6	2.7	3.2	2.1	2.3	2.6	2.7	3.2
	12H	4.1	4.2	4.6	4.7	5.2	3.9	4.1	4.4	4.5	5.0
12H	4H	-1.5	-1.3	-1.1	-0.9	-0.5	-2.3	-2.0	-1.8	-1.6	-1.2
	6H	0.9	1.1	1.4	1.6	2.0	-0.2	-0.0	0.3	0.4	0.9
	8H	2.6	2.8	3.1	3.2	3.7	2.6	2.7	3.1	3.2	3.7
Variation of the observer position for the luminaire distances S											
S = 1.0H		+1.9 / -0.6					+1.9 / -0.5				
S = 1.5H		+3.6 / -0.9					+3.7 / -1.1				
S = 2.0H		+5.2 / -1.5					+5.5 / -1.5				
Standard table Correction Summand		---					---				
Corrected Glare Indices referring to 670lm Total Luminous Flux											

MANDATORY FOR INSTALLATION



PRODUCT	
Model	Shot Light S Trimless accessory
Reference	A4630000
Material	Iron
Coating	Zinc plated
Category	Accessories





INSTALLATION GUIDE

https://youtu.be/sa_xAgj4ji4



PRODUCT

Model	Trimless Tool D59 X D100 MM
Reference	A478-00-03
Category	Accessories





Fuente de luz (LED) reemplazable por un profesional autorizado

Replaceable (LED only) light source by an authorized professional.

Source lumineuse (LED) remplaçable par un professionnel agréé

Sorgente luminosa (LED) sostituibile da parte di un professionista autorizzato

Austauschbare (LED) Lichtquelle durch einen autorisierten Fachmann



Equipo de control reemplazable por un profesional autorizado

Replaceable control gear by an authorized professional

Dispositif de commande remplaçable par un professionnel agréé

Alimentatore sostituibile da parte di un professionista autorizzato

Auswechselbares Betriebsgerät durch autorisierten Fachmann

INSTRUCCIONES PARA EL FINAL DE VIDA Y LA ELIMINACIÓN LOS COMPONENTES
 INSTRUCTIONS ON END-OF-LIFE AND COMPONENT DISPOSAL
 INSTRUCTIONS POUR LA GESTION DES COMPOSANTS EN FIN DE VIE ET LEUR MISE AU REBUT
 ISTRUZIONI PER IL FINE VITA E LO SMALTIMENTO DEI COMPONENTI
 ANWEISUNGEN ZUR ENTSORGUNG DER LEUCHTENKOMPONENTEN



Interrumpir la alimentación del aparato
 Cut the power supply to the luminaire
 Couper l'alimentation du luminaire
 Interrompere l'alimentazione dell'apparecchio
 Stromversorgung der Leuchte unterbrechen



Quitar la(s) fuente(s) de luz para el desecho
 Remove light source(s) for disposal
 Retirer la (les) source(s) lumineuse(s) pour l'élimination
 Rimuovere la/le sorgente/e di luce per lo smaltimento
 Lichtquelle(n) zur Entsorgung entfernen



Quitar la batería para el desecho
 Remove the battery for decommissioning
 Retirer la batterie pour sa mise au rebut
 Rimuovere la batteria per la dismissione
 Die Batterie ordnungsgemäß entsorgen



Quitar el equipo de control para el desecho
 Remove control gear for disposal
 Retirer le dispositif de commande pour l'élimination
 Rimuovere l'alimentatore per lo smaltimento
 Betriebsgerät zur Entsorgung ausbauen



Enviar los materiales a un centro de recogida RAEE
 Send the materials to a WEEE collection centre
 Envoyer les matériaux dans une déchetterie DEEE
 Inviare i materiali ad un centro di raccolta RAEE
 Die Materialien in einem WEEE-Zentrum entsorgen

