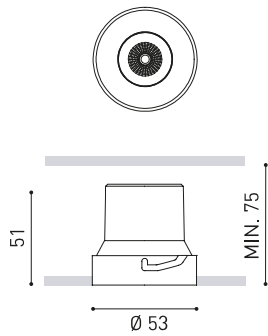




DIMENSIONS



ACCESSORIES



TRIMLESS ACCESSORY
(MANDATORY)



TRIMLESS TOOL

Name	SHOT LIGHT S TRIMLESS FLOOD 3000K W
Reference	A4630111W
Color	White
RAL	Colour in the mass looks alike RAL 9016
Category	CEILING RECESSED

LIGHT SOURCE

Type	LED
Gross luminous flux	670 lm
Colour temperature	3000 K
Chromatic stability	MacAdam Step 2
Colour Rendering Index	CRI > 90
Power	6 W
Current	500 mA
Efficacy	112 lm/W
LED lifespan	L80B10 > 60.000h

LIGHTING FIXTURE | PHOTOMETRIC DATA

Lighting efficiency	89%
Light beam angle	40°

LIGHTING FIXTURE | ELECTRICAL DATA

Driver	Included - Connected
Power values of the system	7,17 W
Voltage	220V/240V
Frecuency	50/60 Hz
Dimming	No Dim - Other DIM, please consult
Electrical insulation class	<input type="checkbox"/>

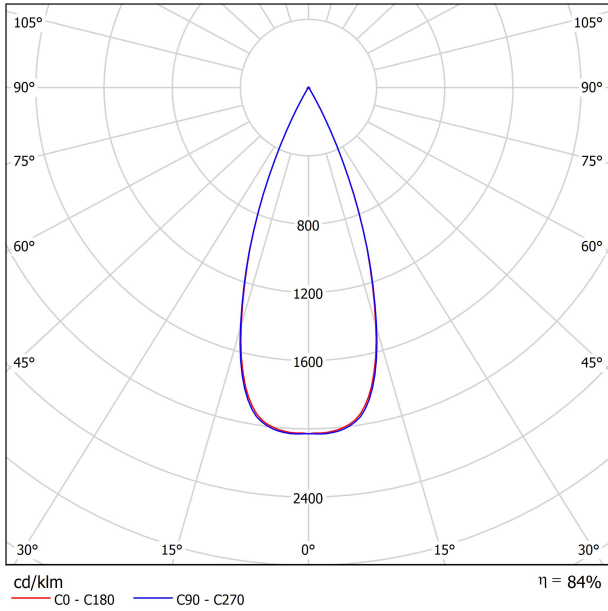
OTHER DATA

Sealing	IP20
Wireless control	Please Consult
Emergency power supply	Please Consult
Recess measurements	Ø59 mm
Weight	110 g
Packaged weight	155 g
Packaging dimensions	86 x 86 x 75 mm
Units per package	1
Materials	Aluminium / Acrylonitrile Butadiene Styrene / Polycarbonate

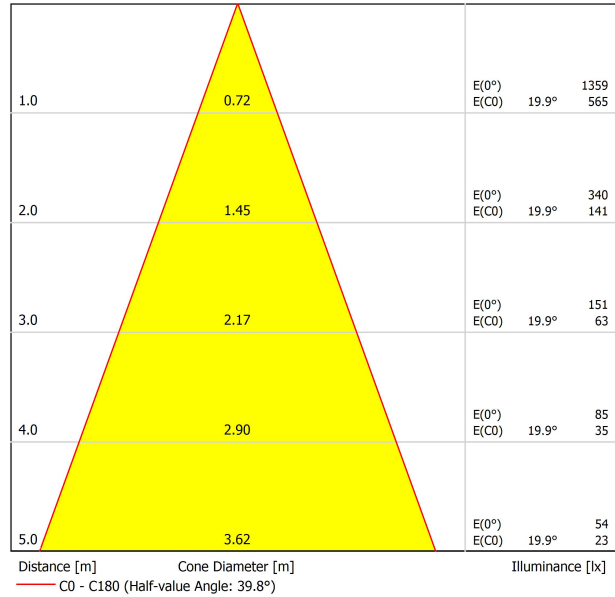


A luminaire conceived to be a discreet point of light in the ceiling that hides the illumination source from sight and aims to offer maximum visual comfort. In order to achieve this, it has an anti-glare screen and a specifically designed micro-reflector that generates a perfectly defined light beam.

POLAR DIAGRAM



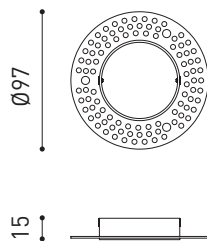
CONICAL DIAGRAM



UGR

Glare Evaluation According to UGR											
ρ Ceiling		70	70	50	50	30	70	70	50	50	30
ρ Walls		50	30	50	30	30	50	30	50	30	30
ρ Floor		20	20	20	20	20	20	20	20	20	20
Room Size X Y		Viewing direction at right angles to lamp axis					Viewing direction parallel to lamp axis				
2H	2H	-4.7	-4.1	-4.5	-3.9	-3.7	-4.6	-4.0	-4.4	-3.8	-3.6
	3H	-1.5	-0.9	-1.2	-0.7	-0.4	-1.2	-0.6	-0.9	-0.3	-0.1
	4H	0.6	1.2	0.9	1.4	1.7	0.8	1.4	1.1	1.6	1.9
	6H	2.7	3.2	3.0	3.5	3.8	3.0	3.5	3.3	3.7	4.0
	8H	3.7	4.2	4.0	4.5	4.8	4.1	4.6	4.5	4.9	5.2
4H	12H	5.1	5.6	5.5	5.9	6.2	5.5	6.0	5.9	6.3	6.6
	2H	-3.8	-3.2	-3.5	-3.0	-2.7	-3.7	-3.1	-3.4	-2.9	-2.6
	3H	-0.1	0.4	0.3	0.7	1.0	0.1	0.6	0.5	0.9	1.2
	4H	2.1	2.4	2.4	2.8	3.1	2.2	2.6	2.6	3.0	3.3
	6H	4.3	4.7	4.7	5.0	5.4	4.6	4.9	5.0	5.3	5.6
8H	8H	5.5	5.7	5.9	6.1	6.5	5.9	6.1	6.3	6.5	6.9
	12H	7.0	7.2	7.4	7.6	8.0	7.4	7.6	7.8	8.0	8.4
	4H	2.9	3.2	3.4	3.6	4.0	3.1	3.4	3.5	3.8	4.2
	6H	5.5	5.7	5.9	6.1	6.5	5.7	5.9	6.1	6.3	6.7
	8H	6.8	7.0	7.2	7.4	7.9	7.1	7.3	7.6	7.7	8.2
12H	12H	8.5	8.6	9.0	9.1	9.6	8.8	9.0	9.3	9.4	9.9
	4H	3.2	3.5	3.6	3.9	4.3	3.3	3.6	3.8	4.0	4.4
	6H	5.8	6.0	6.3	6.4	6.9	6.0	6.2	6.4	6.6	7.1
	8H	7.3	7.4	7.7	7.9	8.3	7.5	7.7	8.0	8.1	8.6
	Variation of the observer position for the luminaire distances S										
S = 1.0H		+1.4 / -0.5					+1.2 / -0.4				
S = 1.5H		+2.8 / -0.7					+2.6 / -0.7				
S = 2.0H		+4.3 / -1.0					+4.0 / -1.0				
Standard table Correction Summand		---					---				
Corrected Glare Indices referring to 670lm Total Luminous Flux											

MANDATORY FOR INSTALLATION



PRODUCT	
Model	Shot Light S Trimless accessory
Reference	A4630000
Material	Iron
Coating	Zinc plated
Category	Accessories





INSTALLATION GUIDE

https://youtu.be/sa_xAgj4ji4



PRODUCT

Model	Trimless Tool D59 X D100 MM
Reference	A478-00-03
Category	Accessories





Fuente de luz (LED) reemplazable por un profesional autorizado

Replaceable (LED only) light source by an authorized professional.

Source lumineuse (LED) remplaçable par un professionnel agréé

Sorgente luminosa (LED) sostituibile da parte di un professionista autorizzato

Austauschbare (LED) Lichtquelle durch einen autorisierten Fachmann



Equipo de control reemplazable por un profesional autorizado

Replaceable control gear by an authorized professional

Dispositif de commande remplaçable par un professionnel agréé

Alimentatore sostituibile da parte di un professionista autorizzato

Auswechselbares Betriebsgerät durch autorisierten Fachmann

INSTRUCCIONES PARA EL FINAL DE VIDA Y LA ELIMINACIÓN LOS COMPONENTES

INSTRUCTIONS ON END-OF-LIFE AND COMPONENT DISPOSAL

INSTRUCTIONS POUR LA GESTION DES COMPOSANTS EN FIN DE VIE ET LEUR MISE AU REBUT

ISTRUZIONI PER IL FINE VITA E LO SMALTIMENTO DEI COMPONENTI

ANWEISUNGEN ZUR ENTSORGUNG DER LEUCHTENKOMPONENTEN



Interrumpir la alimentación del aparato

Cut the power supply to the luminaire

Couper l'alimentation du luminaire

Interrompere l'alimentazione dell'apparecchio

Stromversorgung der Leuchte unterbrechen



Quitar la(s) fuente(s) de luz para el desecho

Remove light source(s) for disposal

Retirer la (les) source(s) lumineuse(s) pour l'élimination

Rimuovere la/le sorgente/e di luce per lo smaltimento

Lichtquelle(n) zur Entsorgung entfernen



Quitar la batería para el desecho

Remove the battery for decommissioning

Retirer la batterie pour sa mise au rebut

Rimuovere la batteria per la dismissione

Die Batterie ordnungsgemäß entsorgen



Quitar el equipo de control para el desecho

Remove control gear for disposal

Retirer le dispositif de commande pour l'élimination

Rimuovere l'alimentatore per lo smaltimento

Betriebsgerät zur Entsorgung ausbauen



Enviar los materiales a un centro de recogida RAEE

Send the materials to a WEEE collection centre

Envoyer les matériaux dans une déchetterie DEEE

Inviare i materiali ad un centro di raccolta RAEE

Die Materialien in einem WEEE-Zentrum entsorgen

