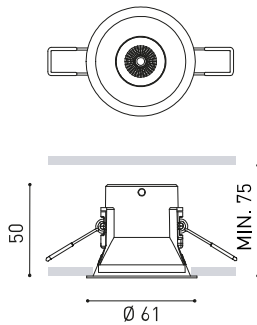




DIMENSIONS



Name	SHOT LIGHT S FLOOD 2700K N
Reference	A4620110N
Color	Black
RAL	Colour in the mass looks alike RAL 9005
Category	CEILING RECESSED

Type	LED
Gross luminous flux	640 lm
Colour temperature	2700 K
Chromatic stability	MacAdam Step 2
Colour Rendering Index	CRI > 90
Power	6 W
Current	500 mA
Efficacy	107 lm/W
LED lifespan	L80B10 > 60.000h

LIGHT SOURCE

LIGHTING FIXTURE | PHOTOMETRIC DATA

Lighting efficiency	89%
Light beam angle	40°

LIGHTING FIXTURE | ELECTRICAL DATA

Driver	Included - Connected
Power values of the system	7,17 W
Voltage	220V/240V
Frecuency	50/60 Hz
Dimming	No Dim - Other DIM, please consult
Electrical insulation class	□

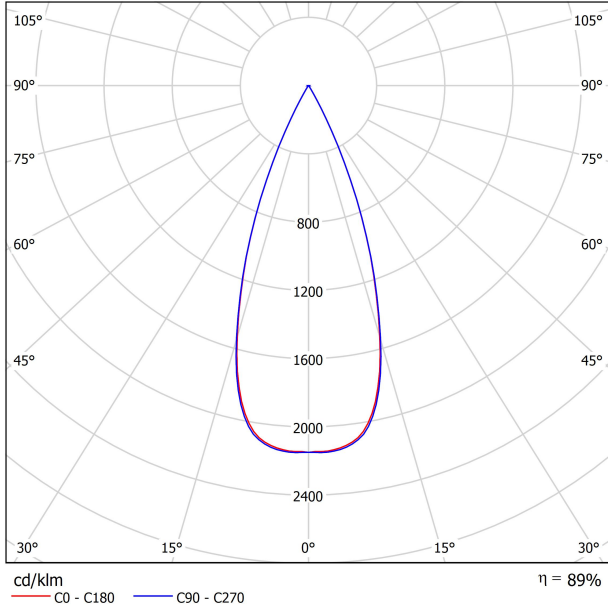
OTHER DATA

Sealing	IP20
Wireless control	Please Consult
Emergency power supply	Please Consult
Recess measurements	Ø55 mm
Weight	110 g
Packaged weight	155 g
Packaging dimensions	86 x 86 x 75 mm
Units per package	1
Materials	Aluminium / Acrylonitrile Butadiene Styrene / Polycarbonate

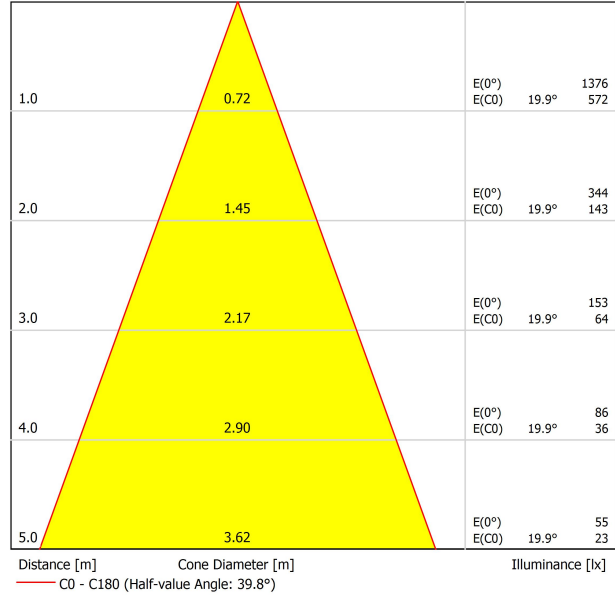


A luminary conceived to be a discreet point of light in the ceiling - the lighting that hides the illumination source from sight and aims to offer maximum visual comfort. In order to achieve this, it has an anti-glare screen and a specifically designed micro-reflector that generates a perfectly defined light beam.

POLAR DIAGRAM



CONICAL DIAGRAM



UGR

Glare Evaluation According to UGR														
		70	70	50	50	30	30	70	70	50	50	30	30	
ρ Ceiling		50	30	50	30	30	30	50	30	50	30	30	30	
ρ Walls		20	20	20	20	20	20	20	20	20	20	20	20	
ρ Floor		20	20	20	20	20	20	20	20	20	20	20	20	
Room Size	X Y	Viewing direction at right angles to lamp axis					Viewing direction parallel to lamp axis							
2H	2H	-4.7	-4.1	-4.5	-3.9	-3.7	-4.6	-3.9	-4.3	-3.7	-3.5			
	3H	-1.4	-0.8	-1.1	-0.6	-0.4	-1.1	-0.5	-0.8	-0.3	-0.1			
	4H	0.7	1.2	1.0	1.5	1.7	0.9	1.4	1.2	1.7	1.9			
	6H	2.7	3.2	3.1	3.5	3.8	3.0	3.5	3.3	3.8	4.1			
	8H	3.8	4.2	4.1	4.5	4.8	4.2	4.7	4.5	4.9	5.2			
4H	12H	5.1	5.6	5.5	5.9	6.2	5.6	6.0	5.9	6.3	6.6			
	2H	-3.7	-3.2	-3.4	-2.9	-2.7	-3.6	-3.1	-3.3	-2.8	-2.6			
	3H	-0.0	0.4	0.3	0.7	1.0	0.2	0.6	0.5	0.9	1.2			
	4H	2.1	2.5	2.5	2.8	3.2	2.3	2.7	2.6	3.0	3.3			
	6H	4.4	4.7	4.8	5.1	5.4	4.6	4.9	5.0	5.3	5.7			
8H	8H	5.5	5.8	5.9	6.2	6.6	5.9	6.2	6.3	6.6	7.0			
	12H	7.0	7.3	7.4	7.7	8.1	7.4	7.7	7.8	8.1	8.5			
	4H	3.0	3.3	3.4	3.7	4.1	3.1	3.4	3.5	3.8	4.2			
	6H	5.5	5.7	5.9	6.1	6.6	5.7	5.9	6.2	6.3	6.8			
	8H	6.8	7.0	7.3	7.4	7.9	7.1	7.3	7.6	7.7	8.2			
12H	12H	8.5	8.7	9.0	9.1	9.6	8.9	9.0	9.3	9.5	10.0			
	4H	3.3	3.5	3.7	3.9	4.3	3.4	3.6	3.8	4.0	4.4			
	6H	5.8	6.0	6.3	6.5	6.9	6.0	6.2	6.5	6.6	7.1			
	8H	7.3	7.4	7.8	7.9	8.4	7.6	7.7	8.0	8.2	8.7			
Variation of the observer position for the luminaire distances S														
S = 1.0H		+1.4 / -0.5					+1.2 / -0.4							
S = 1.5H		+2.8 / -0.7					+2.6 / -0.7							
S = 2.0H		+4.3 / -1.0					+4.0 / -1.0							
Standard table Correction Summand		---					---							
Corrected Glare Indices referring to 640lm Total Luminous Flux														



Fuente de luz (LED) reemplazable por un profesional autorizado

Replaceable (LED only) light source by an authorized professional.

Source lumineuse (LED) remplaçable par un professionnel agréé

Sorgente luminosa (LED) sostituibile da parte di un professionista autorizzato

Austauschbare (LED) Lichtquelle durch einen autorisierten Fachmann



Equipo de control reemplazable por un profesional autorizado

Replaceable control gear by an authorized professional

Dispositif de commande remplaçable par un professionnel agréé

Alimentatore sostituibile da parte di un professionista autorizzato

Auswechselbares Betriebsgerät durch autorisierten Fachmann

INSTRUCCIONES PARA EL FINAL DE VIDA Y LA ELIMINACIÓN LOS COMPONENTES
 INSTRUCTIONS ON END-OF-LIFE AND COMPONENT DISPOSAL
 INSTRUCTIONS POUR LA GESTION DES COMPOSANTS EN FIN DE VIE ET LEUR MISE AU REBUT
 ISTRUZIONI PER IL FINE VITA E LO SMALTIMENTO DEI COMPONENTI
 ANWEISUNGEN ZUR ENTSORGUNG DER LEUCHTENKOMPONENTEN



Interrumpir la alimentación del aparato
 Cut the power supply to the luminaire
 Couper l'alimentation du luminaire
 Interrompere l'alimentazione dell'apparecchio
 Stromversorgung der Leuchte unterbrechen



Quitar la(s) fuente(s) de luz para el desecho
 Remove light source(s) for disposal
 Retirer la (les) source(s) lumineuse(s) pour l'élimination
 Rimuovere la/le sorgente/e di luce per lo smaltimento
 Lichtquelle(n) zur Entsorgung entfernen



Quitar la batería para el desecho
 Remove the battery for decommissioning
 Retirer la batterie pour sa mise au rebut
 Rimuovere la batteria per la dismissione
 Die Batterie ordnungsgemäß entsorgen



Quitar el equipo de control para el desecho
 Remove control gear for disposal
 Retirer le dispositif de commande pour l'élimination
 Rimuovere l'alimentatore per lo smaltimento
 Betriebsgerät zur Entsorgung ausbauen



Enviar los materiales a un centro de recogida RAEE
 Send the materials to a WEEE collection centre
 Envoyer les matériaux dans une déchetterie DEEE
 Inviare i materiali ad un centro di raccolta RAEE
 Die Materialien in einem WEEE-Zentrum entsorgen

