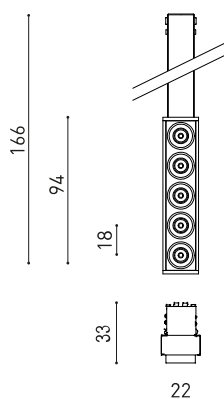




## GRÖÖE



## ZUBEHÖR



CUSTOM & MOUNTING  
ACCESSORIES

## PREISE



Name	BLACK FOSTER MICRO CUSTOM MODULE 5 DIM DALI 3000K N
Artikelnummer	A4512021N
Farbe	Schwarz matt
RAL	9005
Kategorie	CUSTOM SYSTEMS

## PRODUKT

Name	BLACK FOSTER MICRO CUSTOM MODULE 5 DIM DALI 3000K N
Artikelnummer	A4512021N
Farbe	Schwarz matt
RAL	9005
Kategorie	CUSTOM SYSTEMS

## LICHTQUELLE

Typ	LED
Bruttolichtstrom	800 lm
Farbtemperatur	3000 K
Farbstabilität	MacAdam Step 3
Farbwiedergabeindex	CRI > 90
Leistung	7 W
Stromstärke	500 mA
Lichtausbeute	114 lm/W
Nutzlebensdauer der LED in Betriebsstunden	L90B10 > 60.000h

## LEUCHE | PHOTOMETRISCHE DATEN

Leuchtenwirkungsgrad (LOR)	87%
Abstrahlwinkel	37°

## LEUCHE | ELEKTRISCHE DATEN

Driver	Inklusiv
Leistungswerte des Systems	7,78 W
Spannung	48Vdc
Helligkeitssteuerung	DALI
Schutzklasse	III

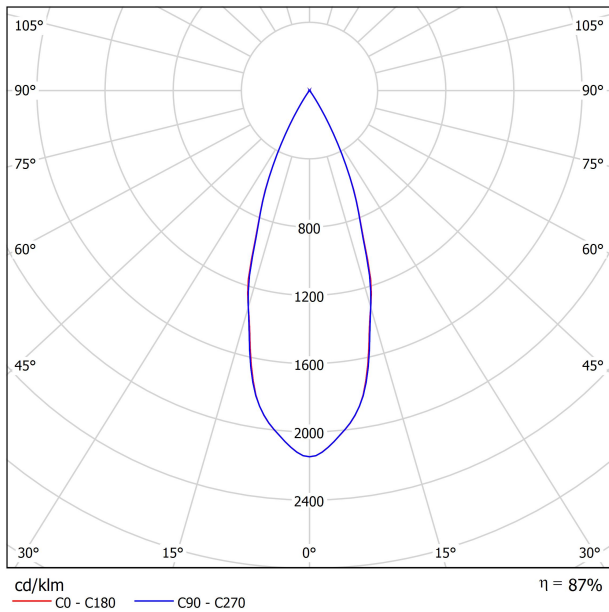
## ANDERE DATEN

Dichtigkeit	IP20
Wireless control	Bitte anfragen
Schienentyp	Black Foster Micro Surface Track
Gewicht	65 g
Gewicht inkl. Verpackung	100 g
Abmessungen der Verpackung	220 x 48 x 49 mm
Stück pro Verpackung	1
Materialien	Aluminium / Acrylnitril-Butadien-Styrol / Polycarbonat

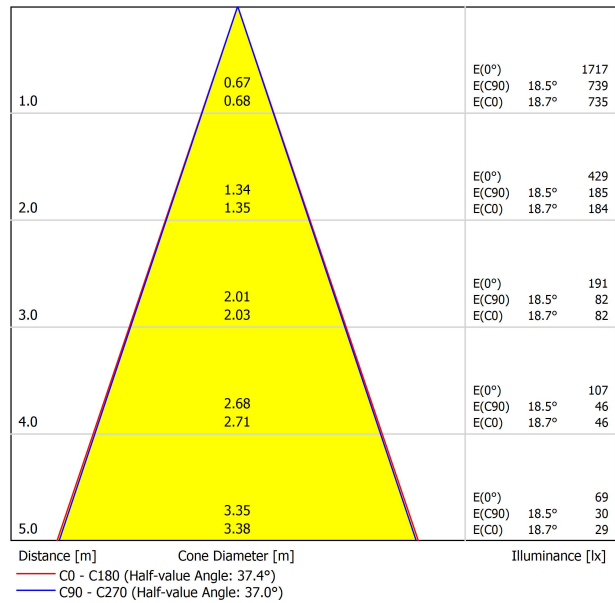


Black Foster Micro ist eine technische Meisterleistung, die den gefeierten „The Invisible Black“-Effekt in einer hyper-reduzierten Leuchte umsetzt. Ihre winzige Größe und der sehr schmale Rahmen bieten eine „trimless visual“-Ästhetik, die aufgrund ihrer kompakten Maße mit einer fast unbemerkten Präsenz einhergeht. Black Foster Micro dient der Allgemein- oder Akzentbeleuchtung und kann in Projekten eingesetzt werden, bei denen die Beleuchtung in der Decke möglichst wenig hervortreten soll.

POLAR-KOORDINATEN DIAGRAMM

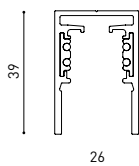


KEGELDIAGRAMM



UGR

Glare Evaluation According to UGR											
ρ Ceiling		70	70	50	50	30	70	70	50	50	30
ρ Walls		50	30	50	30	30	50	30	50	30	30
ρ Floor		20	20	20	20	20	20	20	20	20	20
Room Size X Y		Viewing direction at right angles to lamp axis					Viewing direction parallel to lamp axis				
2H	2H	1.0	1.6	1.2	1.8	2.0	0.6	1.3	0.9	1.5	1.7
	3H	4.3	4.9	4.6	5.1	5.3	4.0	4.6	4.3	4.9	5.1
	4H	6.1	6.7	6.4	6.9	7.2	5.9	6.5	6.2	6.7	7.0
	6H	8.0	8.5	8.4	8.8	9.1	8.0	8.5	8.3	8.8	9.1
	8H	9.3	9.7	9.6	10.0	10.3	9.1	9.6	9.5	9.9	10.2
	12H	10.6	11.1	11.0	11.4	11.7	10.6	11.0	10.9	11.3	11.6
4H	2H	2.0	2.5	2.3	2.8	3.0	1.7	2.3	2.0	2.5	2.8
	3H	5.4	5.9	5.8	6.2	6.5	5.3	5.8	5.7	6.1	6.4
	4H	7.5	7.9	7.8	8.2	8.5	7.3	7.7	7.6	8.0	8.3
	6H	9.6	9.9	10.0	10.3	10.7	9.6	9.9	10.0	10.3	10.7
	8H	11.0	11.2	11.4	11.6	12.0	10.9	11.2	11.3	11.5	11.9
	12H	12.5	12.7	12.9	13.1	13.5	12.4	12.6	12.8	13.0	13.5
8H	4H	8.3	8.6	8.7	9.0	9.4	8.1	8.4	8.5	8.8	9.2
	6H	10.7	10.9	11.2	11.4	11.8	10.7	10.9	11.2	11.4	11.8
	8H	12.2	12.4	12.7	12.8	13.3	12.2	12.3	12.6	12.8	13.2
	12H	14.0	14.1	14.4	14.6	15.1	13.9	14.0	14.4	14.5	15.0
12H	4H	8.5	8.8	9.0	9.2	9.6	8.4	8.6	8.8	9.0	9.5
	6H	11.1	11.2	11.5	11.7	12.1	11.1	11.2	11.5	11.7	12.1
	8H	12.7	12.8	13.2	13.3	13.8	12.6	12.8	13.1	13.2	13.7
Variation of the observer position for the luminaire distances S											
S = 1.0H		+3.5 / -1.3					+3.6 / -1.3				
S = 1.5H		+6.0 / -1.6					+6.0 / -1.6				
S = 2.0H		+8.0 / -1.7					+8.0 / -1.9				
Standard table Correction Summand		---					---				
Corrected Glare Indices referring to 800lm Total Luminous Flux											



BLACK FOSTER Micro Custom Surface 1m	A450-01-00-   NT   WT
BLACK FOSTER Micro Custom Surface 2m	A450-02-00-   NT   WT
BLACK FOSTER Micro Custom Surface 3m	A450-03-00-   NT   WT

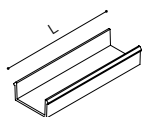


BLACK FOSTER Micro Custom Surface L-Joint	A450-04-00-   NT   WT
BLACK FOSTER Micro Custom Surface T-Joint	A450-05-00-   NT   WT
BLACK FOSTER Micro Custom Surface X-Joint	A450-06-00-   NT   WT



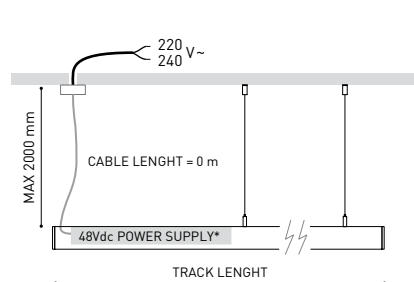
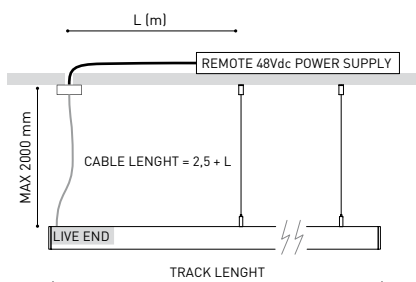
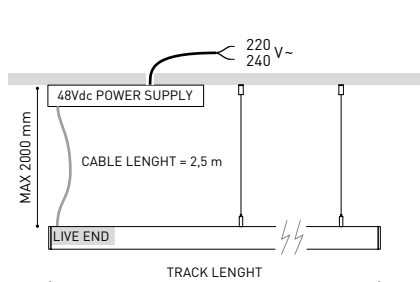
L

BLACK FOSTER Micro Custom Cover Gap 250	A450-00-01-   N   250mm
BLACK FOSTER Micro Custom Cover Gap 500	A450-00-02-   N   500mm
BLACK FOSTER Micro Custom Cover Gap 1000	A450-00-03-   N   1000mm

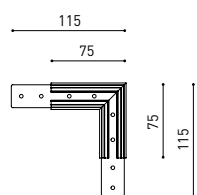


DROP VOLTAGE TABLE

POWER [W]	CABLE SECTION [mm <sup>2</sup> ]	CABLE LENGTH (m)			
		5	10	20	30
100	0,75	50	50	X	X
	1,5	50	50	40	25
150	0,75	40	15	X	X
	1,5	50	40	20	X

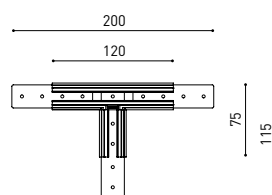


BLACK FOSTER MICRO CUSTOM SURFACE L-JOINT



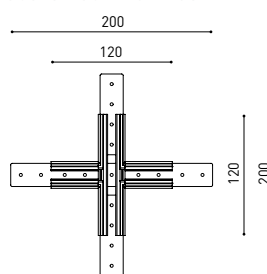
Electrical connection not included

BLACK FOSTER MICRO CUSTOM SURFACE T-JOINT



Electrical connection not included

BLACK FOSTER MICRO CUSTOM SURFACE X-JOINT

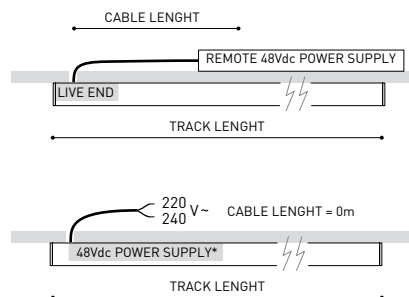
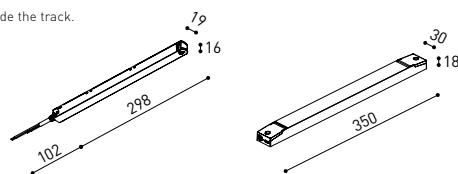


Electrical connection not included

P V D (A x B x C)

Constant Voltage	0434-01-61*   N	100W	48V	298 x 16 x 19mm
LED POWER SUPPLY	0434-01-62	150W	48V	350 x 30 x 18mm

220 V~ | \*To be installed inside the track.

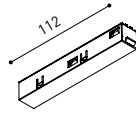


COLOUR | NT ■ RAL 9005 | WT □ RAL 9016 | N ■ RAL 9005 |

# BLACK FOSTER MICRO CUSTOM COMPONENTS **ARKOSLIGHT**

## Live-End Connector 48V

A338-00-01- | N |



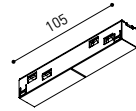
## BLACK FOSTER Micro Custom Surface

End A450-00-04- | N | W |



## Central Connector 48V

A338-00-02- | N |



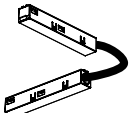
## BLACK FOSTER Micro Custom Surface

End Feed A450-00-05- | N | W |



## L-Joint Connector 48V

A338-00-12- | N |



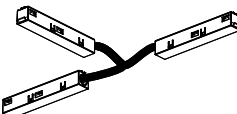
## BLACK FOSTER Micro Custom Surface

Straight Joiner A450-00-06



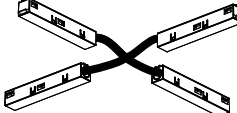
## T-Joint Connector 48V

A450-00-07- | N |



## X-Joint Connector 48V

A450-00-08- | N |



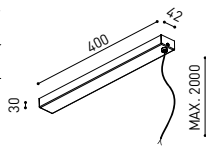
## SUSPENSION COMPONENTS

### Wired Power Supply Case 48V

A338-00-25- | NT | WT | 150W NO DIM

A338-00-26- | NT | WT | 150W DIM

220 V~  
240 V~  
INCL

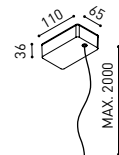


### Suspension Feed Kit 48V

A338-00-16- | N | W | NO DIM

A338-00-17- | N | W | DIM

For remote power supply



### Black Foster Suspension Kit (2 units)

A450-00-09- | NT | WT |

Suggested mounting accessories quantities:  
1000mm - 2 Pcs.  
2000mm - 2 Pcs.  
3000mm - 3 Pcs.



A338-00-27- | N | W | NO DIM

A338-00-28- | N | W | DIM

For power supply inside the track

## WIRE TRIMLESS ACCESSORIES

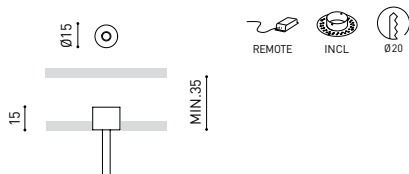
### FEED

#### Mains Trimless\*

A023-00-01- | W | N | NO DIM

Mains Thick Trimless\* DIM

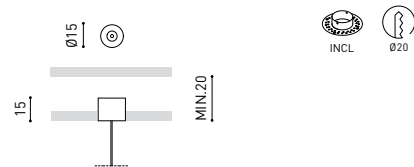
A023-00-02- | W | N |



### FASTENING

#### Steel Cable Trimless\*

A023-00-05- | W | N |



\* As many pieces as needed ACCORDING to your product

COLOUR | NT ■ RAL 9005 | WT □ RAL 9016 | N ■ RAL 9005 | W □ RAL 9016 |

Calle N · Pol. Ind. EL OLIVERAL  
46394 Ribarroja del Turia · Valencia (Spain)  
Tel. +34 961 667 207 · Fax +34 961 667 054  
info@arkoslight.com · www.arkoslight.com





Fuente de luz (LED) reemplazable por un profesional autorizado

Replaceable (LED only) light source by an authorized professional.

Source lumineuse (LED) remplaçable par un professionnel agréé

Sorgente luminosa (LED) sostituibile da parte di un professionista autorizzato

Austauschbare (LED) Lichtquelle durch einen autorisierten Fachmann



Equipo de control reemplazable por un profesional autorizado

Replaceable control gear by an authorized professional

Dispositif de commande remplaçable par un professionnel agréé

Alimentatore sostituibile da parte di un professionista autorizzato

Auswechselbares Betriebsgerät durch autorisierten Fachmann

INSTRUCCIONES PARA EL FINAL DE VIDA Y LA ELIMINACIÓN LOS COMPONENTES  
 INSTRUCTIONS ON END-OF-LIFE AND COMPONENT DISPOSAL  
 INSTRUCTIONS POUR LA GESTION DES COMPOSANTS EN FIN DE VIE ET LEUR MISE AU REBUT  
 ISTRUZIONI PER IL FINE VITA E LO SMALTIMENTO DEI COMPONENTI  
 ANWEISUNGEN ZUR ENTSORGUNG DER LEUCHTENKOMPONENTEN



Interrumpir la alimentación del aparato  
 Cut the power supply to the luminaire  
 Couper l'alimentation du luminaire  
 Interrompere l'alimentazione dell'apparecchio  
 Stromversorgung der Leuchte unterbrechen



Quitar la(s) fuente(s) de luz para el desecho  
 Remove light source(s) for disposal  
 Retirer la (les) source(s) lumineuse(s) pour l'élimination  
 Rimuovere la/le sorgente/e di luce per lo smaltimento  
 Lichtquelle(n) zur Entsorgung entfernen



Quitar la batería para el desecho  
 Remove the battery for decommissioning  
 Retirer la batterie pour sa mise au rebut  
 Rimuovere la batteria per la dismissione  
 Die Batterie ordnungsgemäß entsorgen



Quitar el equipo de control para el desecho  
 Remove control gear for disposal  
 Retirer le dispositif de commande pour l'élimination  
 Rimuovere l'alimentatore per lo smaltimento  
 Betriebsgerät zur Entsorgung ausbauen



Enviar los materiales a un centro de recogida RAEE  
 Send the materials to a WEEE collection centre  
 Envoyer les matériaux dans une déchetterie DEEE  
 Inviare i materiali ad un centro di raccolta RAEE  
 Die Materialien in einem WEEE-Zentrum entsorgen

