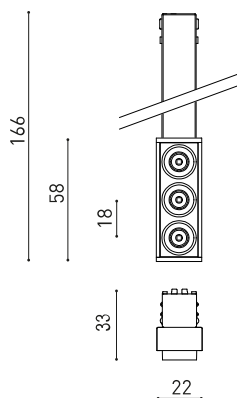




## DIMENSIONES



## ACCESORIOS



CUSTOM & MOUNTING  
ACCESSORIES

## PREMIOS



Nombre	BLACK FOSTER MICRO CUSTOM MODULE 3 DIM DALI 4000K N
Referencia	A4511022N
Color	Negro Mate
RAL	9005
Categoría	CUSTOM SYSTEMS

Tipo	LED
Flujo Luminoso	510 lm
Temperatura de color	4000 K
Estabilidad cromática	MacAdam Step 3
Índice de reproducción cromática	CRI > 90
Potencia	4,2 W
Corriente	500 mA
Eficacia	121 lm/W
Horas de Vida del LED	L90B10 > 60.000h

Eficiencia Lumínica	87%
Ángulo del haz de luz	37°

Driver	Incluido
Potencia del sistema	4,67 W
Tensión	48Vdc
Regulación	DALI
Clase de seguridad eléctrica	II

Estanqueidad	IP20
Control inalámbrico	Consultar
Tipo de carril	Black Foster Micro Surface Track
Peso	50 g
Peso con embalaje	85 g
Dimensiones embalaje	220 x 48 x 49 mm
Unidades por embalaje	1
Materiales	Aluminio / Acrilonitrilo Butadieno Estireno / Policarbonato

## PRODUCTO

## FUENTE DE LUZ

## LUMINARIA | DATOS FOTOMÉTRICOS

## LUMINARIA | DATOS ELÉCTRICOS

## OTROS DATOS



Black Foster Micro es una proeza de ingeniería que traslada el aclamado efecto 'The Invisible Black' a una luminaria hiper-reducida. Su diminuto tamaño y finísimo marco ofrecen una estética de 'trimless visual' que se une a una presencia casi inapreciable debido a sus dimensiones compactas. Black Foster Micro está destinado a iluminación general o de acento y puede aplicarse en proyectos que persiguen el mínimo protagonismo de la iluminación en el techo.

DIAGRAMA POLAR

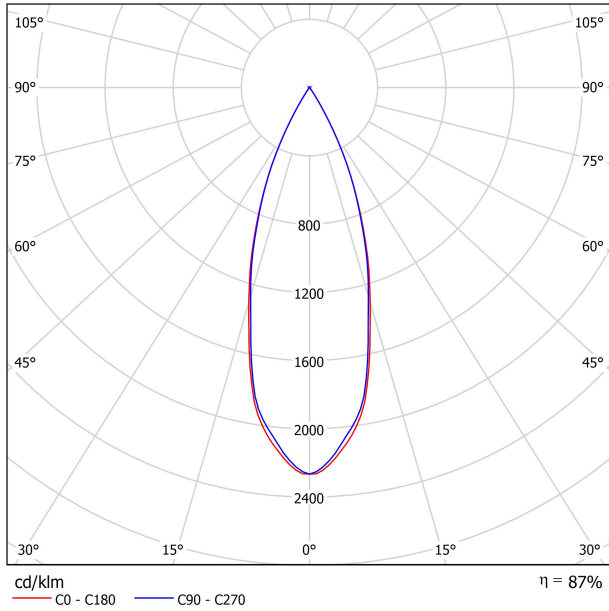
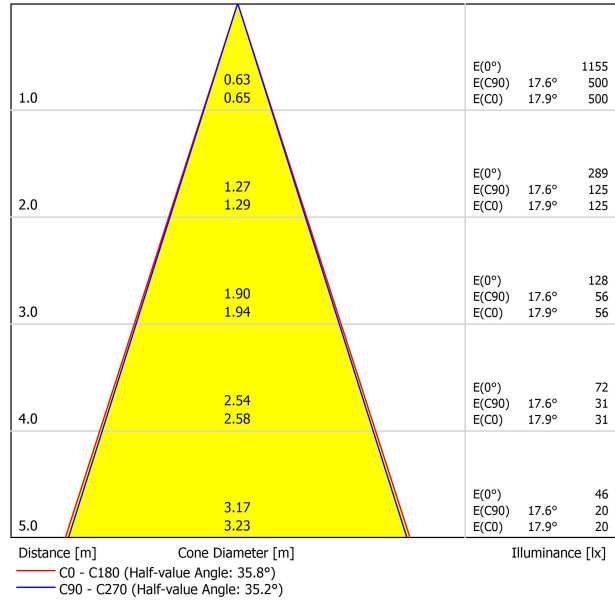
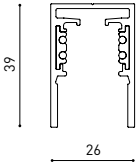


DIAGRAMA CÓNICO



UGR

Glare Evaluation According to UGR											
ρ Ceiling		70	70	50	50	30	70	70	50	50	30
ρ Walls		50	30	50	30	30	50	30	50	30	30
ρ Floor		20	20	20	20	20	20	20	20	20	20
Room Size X Y		Viewing direction at right angles to lamp axis					Viewing direction parallel to lamp axis				
2H	2H	-2.8	-2.1	-2.5	-1.9	-1.7	-3.5	-2.8	-3.2	-2.6	-2.4
	3H	0.3	0.9	0.6	1.1	1.4	-0.3	0.3	0.0	0.6	0.8
	4H	2.1	2.6	2.4	2.9	3.1	1.6	2.1	1.9	2.4	2.6
	6H	4.5	5.0	4.9	5.3	5.6	3.4	3.9	3.8	4.2	4.5
	8H	5.5	6.0	5.8	6.3	6.6	4.5	5.0	4.8	5.3	5.6
4H	12H	6.8	7.3	7.2	7.6	7.9	5.9	6.4	6.3	6.7	7.0
	2H	-2.2	-1.6	-1.9	-1.4	-1.1	-2.7	-2.2	-2.4	-1.9	-1.7
	3H	1.3	1.7	1.6	2.0	2.3	0.8	1.2	1.1	1.5	1.8
	4H	3.3	3.7	3.7	4.0	4.4	2.8	3.2	3.1	3.5	3.8
	6H	6.0	6.3	6.4	6.7	7.1	5.0	5.3	5.3	5.6	6.0
8H	8H	7.1	7.4	7.5	7.8	8.2	6.1	6.4	6.6	6.8	7.2
	12H	8.6	8.8	9.0	9.2	9.6	7.7	8.0	8.1	8.4	8.8
	4H	4.1	4.4	4.5	4.8	5.1	3.6	3.9	4.1	4.3	4.7
12H	6H	6.9	7.1	7.4	7.6	8.0	6.1	6.3	6.6	6.8	7.2
	8H	8.2	8.4	8.7	8.9	9.3	7.5	7.6	7.9	8.1	8.5
	12H	9.9	10.0	10.4	10.5	11.0	9.2	9.4	9.7	9.8	10.3
12H	4H	4.3	4.5	4.7	4.9	5.4	3.9	4.2	4.4	4.6	5.0
	6H	7.2	7.4	7.7	7.8	8.3	6.5	6.7	6.9	7.1	7.6
	8H	8.6	8.8	9.1	9.2	9.7	7.9	8.1	8.4	8.5	9.0
Variation of the observer position for the luminaire distances S											
S = 1.0H		+4.7 / -2.2					+4.9 / -2.4				
S = 1.5H		+7.4 / -2.5					+7.6 / -2.7				
S = 2.0H		+9.4 / -2.8					+9.7 / -3.4				
Standard table Correction Summand		---					---				
Corrected Glare Indices referring to 510lm Total Luminous Flux											



BLACK FOSTER Micro Custom Surface 1m	A450-01-00-   NT   WT
BLACK FOSTER Micro Custom Surface 2m	A450-02-00-   NT   WT
BLACK FOSTER Micro Custom Surface 3m	A450-03-00-   NT   WT

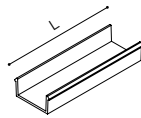


BLACK FOSTER Micro Custom Surface L-Joint	A450-04-00-   NT   WT
BLACK FOSTER Micro Custom Surface T-Joint	A450-05-00-   NT   WT
BLACK FOSTER Micro Custom Surface X-Joint	A450-06-00-   NT   WT



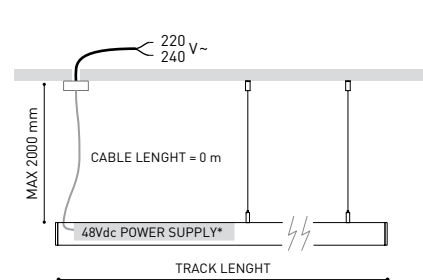
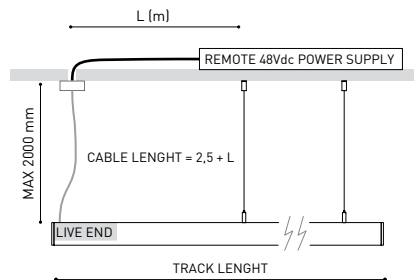
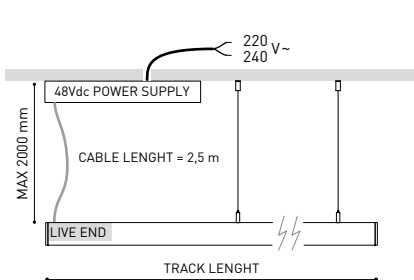
L

BLACK FOSTER Micro Custom Cover Gap 250	A450-00-01-   N   250mm
BLACK FOSTER Micro Custom Cover Gap 500	A450-00-02-   N   500mm
BLACK FOSTER Micro Custom Cover Gap 1000	A450-00-03-   N   1000mm

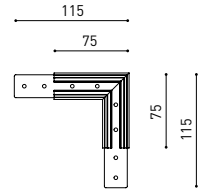


DROP VOLTAGE TABLE

POWER [W]	CABLE SECTION [mm <sup>2</sup> ]	CABLE LENGTH (m)			
		5	10	20	30
100	0,75	50	50	X	X
	1,5	50	50	40	25
150	0,75	40	15	X	X
	1,5	50	40	20	X

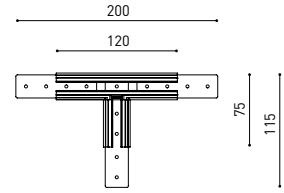


BLACK FOSTER MICRO CUSTOM SURFACE L-JOINT



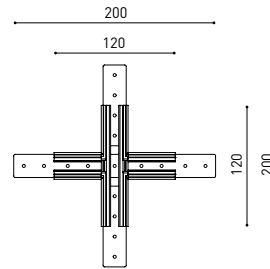
Electrical connection not included

BLACK FOSTER MICRO CUSTOM SURFACE T-JOINT



Electrical connection not included

BLACK FOSTER MICRO CUSTOM SURFACE X-JOINT

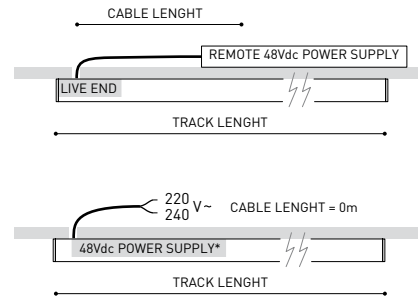
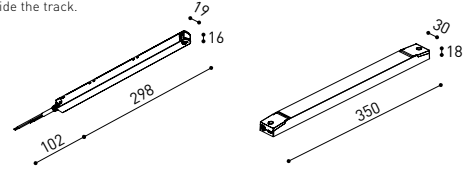


Electrical connection not included

P V D (A x B x C)

Constant Voltage LED POWER SUPPLY	0434-01-61*   N	100W	48V	298 x 16 x 19mm
	0434-01-62	150W	48V	350 x 30 x 18mm

220 V~ | \*To be installed inside the track.

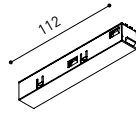


COLOUR | NT ■ RAL 9005 | WT □ RAL 9016 | N ■ RAL 9005 |

# BLACK FOSTER MICRO CUSTOM COMPONENTS **ARKOSLIGHT**

## Live-End Connector 48V

A338-00-01- | N |



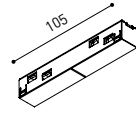
## BLACK FOSTER Micro Custom Surface

End A450-00-04- | N | W |



## Central Connector 48V

A338-00-02- | N |



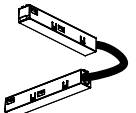
## BLACK FOSTER Micro Custom Surface

End Feed A450-00-05- | N | W |



## L-Joint Connector 48V

A338-00-12- | N |



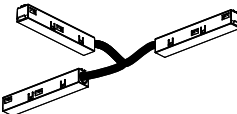
## BLACK FOSTER Micro Custom Surface

Straight Joiner A450-00-06



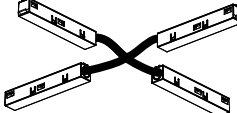
## T-Joint Connector 48V

A450-00-07- | N |



## X-Joint Connector 48V

A450-00-08- | N |

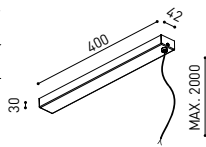
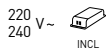


## SUSPENSION COMPONENTS

### Wired Power Supply Case 48V

A338-00-25- | NT | WT | 150W NO DIM

A338-00-26- | NT | WT | 150W DIM

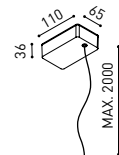


### Suspension Feed Kit 48V

A338-00-16- | N | W | NO DIM

A338-00-17- | N | W | DIM

For remote power supply



### Black Foster Suspension Kit (2 units)

A450-00-09- | NT | WT |

Suggested mounting accessories quantities:  
1000mm - 2 Pcs.  
2000mm - 2 Pcs.  
3000mm - 3 Pcs.



A338-00-27- | N | W | NO DIM

A338-00-28- | N | W | DIM

For power supply inside the track

## WIRE TRIMLESS ACCESSORIES

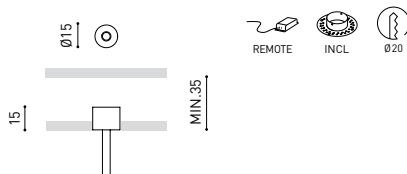
### FEED

#### Mains Trimless\*

A023-00-01- | W | N | NO DIM

Mains Thick Trimless\*

A023-00-02- | W | N | DIM



### FASTENING

#### Steel Cable Trimless\*

A023-00-05- | W | N |



\* As many pieces as needed ACCORDING to your product

COLOUR | NT ■ RAL 9005 | WT □ RAL 9016 | N ■ RAL 9005 | W □ RAL 9016 |

Calle N · Pol. Ind. EL OLIVERAL  
46394 Ribarroja del Turia · Valencia (Spain)  
Tel. +34 961 667 207 · Fax +34 961 667 054  
info@arkoslight.com · www.arkoslight.com





Fuente de luz (LED) reemplazable por un profesional autorizado  
 Replaceable (LED only) light source by an authorized professional.  
 Source lumineuse (LED) remplaçable par un professionnel agréé  
 Sorgente luminosa (LED) sostituibile da parte di un professionista autorizzato  
 Austauschbare (LED) Lichtquelle durch einen autorisierten Fachmann



Equipo de control reemplazable por un profesional autorizado  
 Replaceable control gear by an authorized professional  
 Dispositif de commande remplaçable par un professionnel agréé  
 Alimentatore sostituibile da parte di un professionista autorizzato  
 Auswechselbares Betriebsgerät durch autorisierten Fachmann

INSTRUCCIONES PARA EL FINAL DE VIDA Y LA ELIMINACIÓN LOS COMPONENTES  
 INSTRUCTIONS ON END-OF-LIFE AND COMPONENT DISPOSAL  
 INSTRUCTIONS POUR LA GESTION DES COMPOSANTS EN FIN DE VIE ET LEUR MISE AU REBUT  
 ISTRUZIONI PER IL FINE VITA E LO SMALTIMENTO DEI COMPONENTI  
 ANWEISUNGEN ZUR ENTSORGUNG DER LEUCHTENKOMPONENTEN



Interrumpir la alimentación del aparato  
 Cut the power supply to the luminaire  
 Couper l'alimentation du luminaire  
 Interrompere l'alimentazione dell'apparecchio  
 Stromversorgung der Leuchte unterbrechen



Quitar la(s) fuente(s) de luz para el desecho  
 Remove light source(s) for disposal  
 Retirer la (les) source(s) lumineuse(s) pour l'élimination  
 Rimuovere la/le sorgente/e di luce per lo smaltimento  
 Lichtquelle(n) zur Entsorgung entfernen



Quitar la batería para el desecho  
 Remove the battery for decommissioning  
 Retirer la batterie pour sa mise au rebut  
 Rimuovere la batteria per la dismissione  
 Die Batterie ordnungsgemäß entsorgen



Quitar el equipo de control para el desecho  
 Remove control gear for disposal  
 Retirer le dispositif de commande pour l'élimination  
 Rimuovere l'alimentatore per lo smaltimento  
 Betriebsgerät zur Entsorgung ausbauen

Enviar los materiales a un centro de recogida RAEE  
 Send the materials to a WEEE collection centre  
 Envoyer les matériaux dans une déchetterie DEEE  
 Inviare i materiali ad un centro di raccolta RAEE  
 Die Materialien in einem WEEE-Zentrum entsorgen

