Fifty+ Custom

ARKOSLIGHT

DIMENSIONI

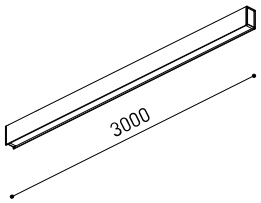

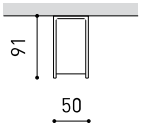

ACCESSORI

CUSTOM ACCESSORIES
(MANDATORY)

	PRODOTTO
Nome	FIFTY+ SURFACE CUSTOM 300 DIM PUSH 4000K WT
Articolo	A4430432WT
Colore	Bianco Strutturato
RAL	9016
Categoria	CUSTOM SYSTEMS

	SORGENTE DI LUCE
Tipo	LED
Flusso luminoso lordo	7200 lm
Temperatura di colore	4000 K
Stabilità cromatica	MacAdam Step 2
Indice di Riproduzione Cromatica	CRI>90
Potenza	46,2 W
Corrente	700 mA
Efficienza	151 lm/W
Ore di vita del LED	L80B10 >60.000h

	APPARECCHIO | DATI FOTOMETRICI
Efficienza luminosa	70% / UGR 47%
Angolo del fascio di luce	104° / UGR 62°

	APPARECCHIO | DATI ELETTRICI
Driver	Incluso - Collegamento rapido
Valori di potenza del sistema	52,50 W
Tensione	220V/240V
Frequenza	50/60 Hz
Regolazione	Push
Classe di isolamento elettrico	⏚

	ALTRI DATI
Tenuta stagna	IP20
Wireless control	Consultare
Diffusore incluso	No
Peso	8320 g
Peso compresso l'imballaggio	12470 g
Dimensioni dell'imballaggio	Ø157,5 x 3140 mm
Unità per imballaggio	1
Materiali	Alluminio / Policarbonato

CE

Fifty + è il profilato di illuminazione longitudinale per applicazioni Custom. Fifty + fornisce una luce funzionale e un supporto visivo per risaltare le linee, i volumi e le zone di transito definite in architettura. Possiede un diffusore Opal che diffonde la luce e un altro diffusore UGR che riduce l'angolo di abbagliamento. Si installano entrambi come pezzo unico lungo tutto il percorso, per non interrompere il fascio luminoso.

Calle N · Pol. Ind. EL OLIVERAL
46394 Ribarroja del Turia · Valencia (Spain)
Tel. +34 961 667 207 · Fax +34 961 667 054
info@arkoslight.com · www.arkoslight.com

23-04-24 / 20:56

5 Year GUARANTEE*

DIAGRAMMA DI ABBAGLIAMENTO POLARE

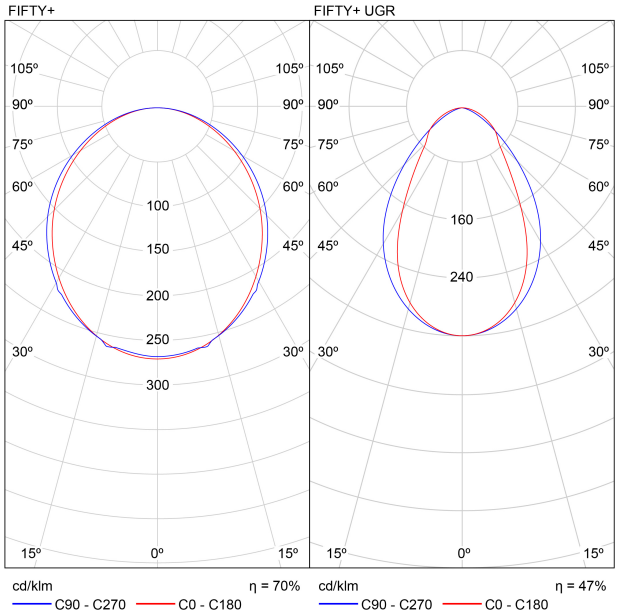

DIAGRAMMA CONICO

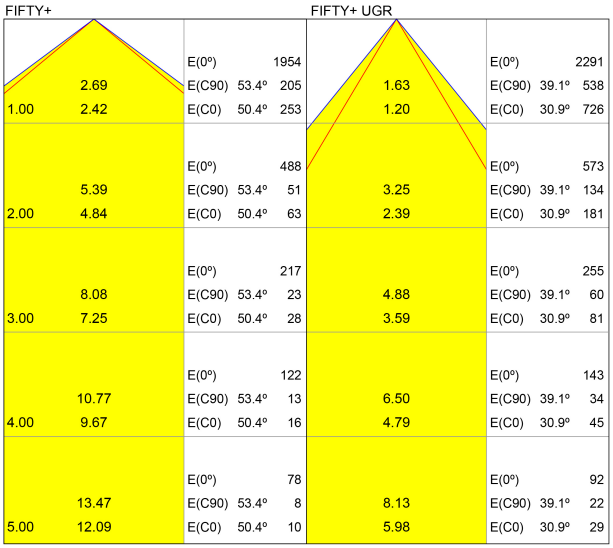

UGR

Glare Evaluation According to UGR

ρ Ceiling		70	70	50	50	30	70	70	50	50	30
ρ Walls		50	30	50	30	30	50	30	50	30	30
ρ Floor		20	20	20	20	20	20	20	20	20	20
Room Size X	Y	Viewing direction at right angles to lamp axis					Viewing direction parallel to lamp axis				
2H	2H	20.1	21.4	20.4	21.6	21.9	20.5	21.8	20.7	22.0	22.2
	3H	21.7	22.9	22.1	23.2	23.5	22.2	23.4	22.5	23.6	23.9
	4H	22.4	23.5	22.7	23.7	24.0	22.8	23.9	23.2	24.2	24.5
	6H	22.8	23.8	23.1	24.1	24.4	23.3	24.3	23.7	24.6	25.0
	8H	22.9	23.9	23.3	24.2	24.5	23.5	24.5	23.8	24.8	25.1
	12H	23.0	23.9	23.4	24.2	24.6	23.6	24.5	23.9	24.8	25.2
4H	2H	20.7	21.8	21.0	22.1	22.3	21.0	22.1	21.3	22.3	22.6
	3H	22.5	23.5	22.9	23.8	24.1	22.9	23.8	23.3	24.2	24.5
	4H	23.3	24.1	23.7	24.5	24.8	23.7	24.5	24.1	24.9	25.2
	6H	23.8	24.6	24.3	25.0	25.3	24.3	25.0	24.7	25.4	25.8
	8H	24.0	24.7	24.5	25.1	25.5	24.5	25.2	25.0	25.6	26.0
	12H	24.1	24.7	24.6	25.2	25.6	24.7	25.3	25.1	25.7	26.1
8H	4H	23.6	24.3	24.0	24.6	25.1	24.0	24.6	24.4	25.0	25.4
	6H	24.3	24.8	24.7	25.3	25.7	24.7	25.2	25.2	25.7	26.1
	8H	24.5	25.0	25.0	25.5	25.9	25.0	25.5	25.5	25.9	26.4
	12H	24.7	25.1	25.2	25.6	26.1	25.2	25.6	25.7	26.1	26.6
12H	4H	23.6	24.2	24.1	24.6	25.1	24.0	24.6	24.4	25.0	25.4
	6H	24.3	24.8	24.8	25.3	25.7	24.7	25.2	25.2	25.7	26.1
	8H	24.6	25.0	25.1	25.5	26.0	25.1	25.5	25.6	25.9	26.4
Variation of the observer position for the luminaire distances S											
S = 1.0H		+0.1 / -0.1					+0.1 / -0.1				
S = 1.5H		+0.2 / -0.4					+0.2 / -0.4				
S = 2.0H		+0.4 / -0.8					+0.4 / -0.7				
Standard table		BK05					BK06				
Correction Summand		-1.1					-0.1				
Corrected Glare Indices referring to 7200lm Total Luminous Flux											

UGR

Glare Evaluation According to UGR

ρ Ceiling		70	70	50	50	30	70	70	50	50	30
ρ Walls		50	30	50	30	30	50	30	50	30	30
ρ Floor		20	20	20	20	20	20	20	20	20	20
Room Size X	Y	Viewing direction at right angles to lamp axis					Viewing direction parallel to lamp axis				
2H	2H	15.6	16.6	15.9	16.8	17.1	15.0	16.1	15.3	16.3	16.5
	3H	17.3	18.2	17.6	18.5	18.7	16.1	17.1	16.4	17.3	17.6
	4H	17.9	18.7	18.2	19.0	19.3	16.5	17.4	16.8	17.6	17.9
	6H	18.2	19.1	18.6	19.4	19.7	16.8	17.6	17.1	17.9	18.2
	8H	18.4	19.1	18.7	19.4	19.8	16.8	17.6	17.2	17.9	18.2
	12H	18.4	19.2	18.8	19.5	19.8	16.9	17.6	17.3	17.9	18.3
4H	2H	15.9	16.8	16.2	17.0	17.3	15.4	16.3	15.7	16.6	16.8
	3H	17.8	18.5	18.1	18.8	19.1	16.7	17.5	17.1	17.8	18.1
	4H	18.5	19.1	18.9	19.5	19.8	17.2	17.9	17.6	18.2	18.6
	6H	19.0	19.6	19.4	19.9	20.3	17.6	18.2	18.0	18.5	18.9
	8H	19.2	19.7	19.6	20.1	20.5	17.7	18.2	18.2	18.6	19.0
	12H	19.3	19.7	19.7	20.1	20.5	17.8	18.3	18.3	18.7	19.1
8H	4H	18.6	19.1	19.0	19.5	19.9	17.5	18.0	17.9	18.4	18.8
	6H	19.2	19.6	19.7	20.1	20.5	18.0	18.4	18.4	18.8	19.3
	8H	19.5	19.8	19.9	20.3	20.7	18.2	18.5	18.6	19.0	19.4
	12H	19.6	19.9	20.1	20.4	20.9	18.3	18.6	18.8	19.1	19.6
12H	4H	18.6	19.1	19.0	19.5	19.9	17.5	18.0	17.9	18.4	18.8
	6H	19.2	19.6	19.7	20.0	20.5	18.0	18.4	18.5	18.8	19.3
	8H	19.5	19.8	20.0	20.3	20.8	18.2	18.5	18.7	19.0	19.5
Variation of the observer position for the luminaire distances S											
S = 1.0H		+0.3 / -0.3					+0.3 / -0.5				
S = 1.5H		+0.5 / -0.4					+1.2 / -1.2				
S = 2.0H		+0.9 / -0.9					+2.3 / -1.8				
Standard table		BK05					BK03				
Correction Summand		-7.0					-8.5				
Corrected Glare Indices referring to 7200lm Total Luminous Flux											

ARKOSLIGHT®

FIFTY+ Diffuser (x meter)	A447-00-00	
FIFTY+ UGR Diffuser (x meter)	A447-00-10	
FIFTY+ 2 End Cap Kit	A447-00-20- | WT | NT |	
FIFTY+ Straight Joiner	A447-00-30	
FIFTY+ Power Line	A443-00-00	

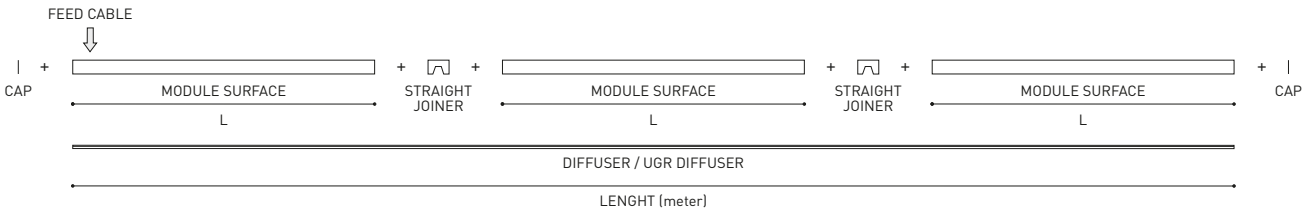

COLOUR | WT ☐ RAL 9016 | NT ■ RAL 9005 | MATERIAL | AL | PC |

Calle N · Pol. Ind. EL OLIVERAL
46394 Ribarroja del Turia · Valencia (Spain)
Tel. +34 961 667 207 · Fax +34 961 667 054
info@arkoslight.com · www.arkoslight.com

5Year GUARANTEE*

ECODESIGN AND ENERGY LABELLING

ARKOSLIGHT®

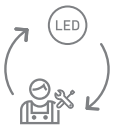

Fuente de luz (LED) reemplazable por un profesional autorizado

Replaceable (LED only) light source by an authorized professional.

Source lumineuse (LED) remplaçable par un professionnel agréé

Sorgente luminosa (LED) sostituibile da parte di un professionista autorizzato

Austauschbare (LED) Lichtquelle durch einen autorisierten Fachmann

Equipo de control reemplazable por un profesional autorizado

Replaceable control gear by an authorized professional

Dispositif de commande remplaçable par un professionnel agréé

Alimentatore sostituibile da parte di un professionista autorizzato

Auswechselbares Betriebsgerät durch autorisierten Fachmann

INSTRUCCIONES PARA EL FINAL DE VIDA Y LA ELIMINACIÓN LOS COMPONENTES
INSTRUCTIONS ON END-OF-LIFE AND COMPONENT DISPOSAL
INSTRUCTIONS POUR LA GESTION DES COMPOSANTS EN FIN DE VIE ET LEUR MISE AU REBUT
ISTRUZIONI PER IL FINE VITA E LO SMALTIMENTO DEI COMPONENTI
ANWEISUNGEN ZUR ENTSORGUNG DER LEUCHTENKOMPONENTEN

Interrumpir la alimentación del aparato
Cut the power supply to the luminaire
Couper l'alimentation du luminaire
Interrompere l'alimentazione dell'apparecchio
Stromversorgung der Leuchte unterbrechen

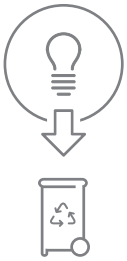

Quitar la(s) fuente(s) de luz para el desecho
Remove light source(s) for disposal
Retirer la (les) source(s) lumineuse(s) pour l'élimination
Rimuovere la/le sorgente/e di luce per lo smaltimento
Lichtquelle(n) zur Entsorgung entfernen

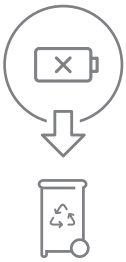

Quitar la batería para el desecho
Remove the battery for decommissioning
Retirer la batterie pour sa mise au rebut
Rimuovere la batteria per la dismissione
Die Batterie ordnungsgemäß entsorgen

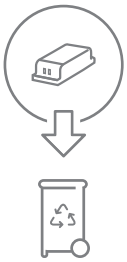

Quitar el equipo de control para el desecho
Remove control gear for disposal
Retirer le dispositif de commande pour l'élimination
Rimuovere l'alimentatore per lo smaltimento
Betriebsgerät zur Entsorgung ausbauen

Enviar los materiales a un centro de recogida RAEE
Send the materials to a WEEE collection centre
Envoyer les matériaux dans une déchetterie DEEE
Inviare i materiali ad un centro di raccolta RAEE
Die Materialien in einem WEEE-Zentrum entsorgen

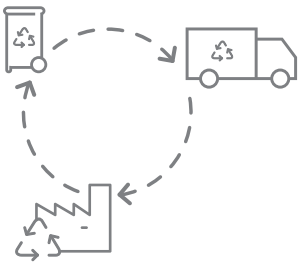

Calle N · Pol. Ind. EL OLIVERAL
46394 Ribarroja del Turia · Valencia (Spain)
Tel. +34 961 667 207 · Fax +34 961 667 054
info@arkoslight.com · www.arkoslight.com

5 Year GUARANTEE