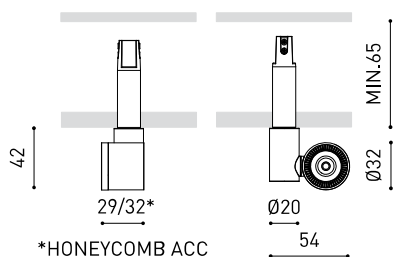
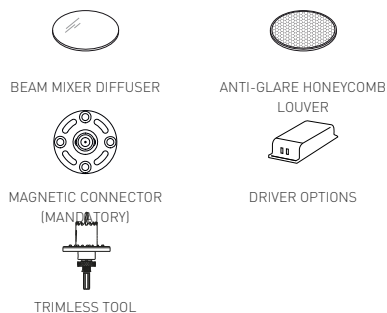




## DIMENSIONS



## ACCESSORIES



## AWARDS



## PRODUCT

Name	MAGNETIC 24V IO MICRO 40° 2700K NT
Reference	A4340120NT
Color	Textured black
RAL	9005
Category	CEILING RECESSED

## LIGHT SOURCE

Type	LED
Gross luminous flux	500 lm
Colour temperature	2700 K
Chromatic stability	MacAdam Step 3
Colour Rendering Index	CRI > 90
Power	4,7 W
Current	400 mA
Efficacy	106 lm/W
LED lifespan	L80B10 > 50.000h

## LIGHTING FIXTURE | PHOTOMETRIC DATA

Lighting efficiency	86%
Light beam angle	40°

## LIGHTING FIXTURE | ELECTRICAL DATA

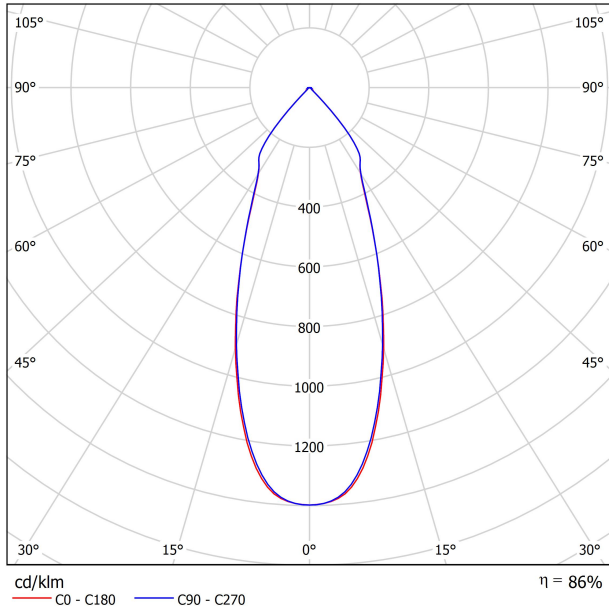
Driver	Included
Power values of the system	5,35 W
Voltage	24Vdc
Dimming	No Dim
Electrical insulation class	II

## OTHER DATA

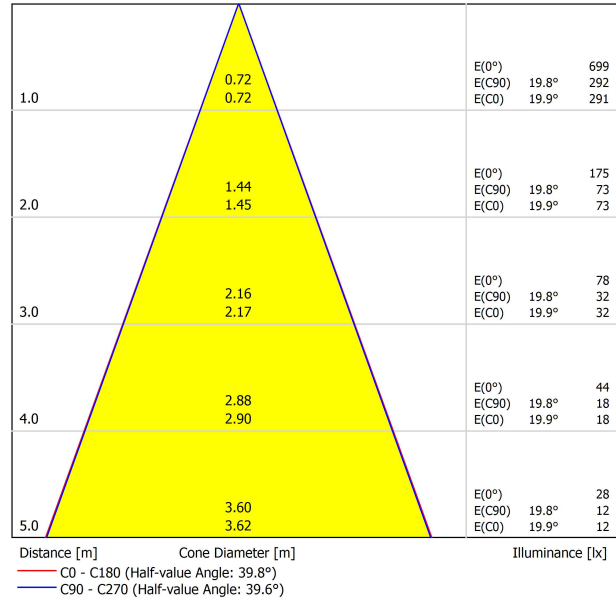
Sealing	IP20
Wireless control	Please Consult
Swivel angle	155°
Rotation angle	360°
Weight	60 g
Packaged weight	90 g
Packaging dimensions	113 x 77 x 38 mm
Units per package	1
Materials	Aluminium / Polycarbonate

Io Magnetic is a LED spotlight miniaturised in a fixture that is so small that it fits on the palm of your hand. Designed for accent lighting applications, its small dimensions mean it can be fitted in display cabinets, shop windows and small places without generating an invasive presence on the scene.

POLAR DIAGRAM



CONICAL DIAGRAM





	PRODUCT
Model	Beam Mixer Diffuser
Reference	A3870000
Category	Accessories

NOT SOLD SEPARATELY.

The Beam Mixer Diffuser is used to smooth beam artifacts caused by parabolic, Fresnel, or TIR lens collimators without significant broadening.

The unique mixing design provides superior far-field smoothing and color mixing with high on-axis brightness. Compared with traditional diffusers, it maintains higher central beam candlepower (CBCP), and produce less undesirable "field light" at higher angles.



	PRODUCT
Model	Anti-glare Honeycomb Louver
Reference	A387-00-01 NT
Colour	NT ■   Textured black
Category	Accessories

NOT SOLD SEPARATELY.

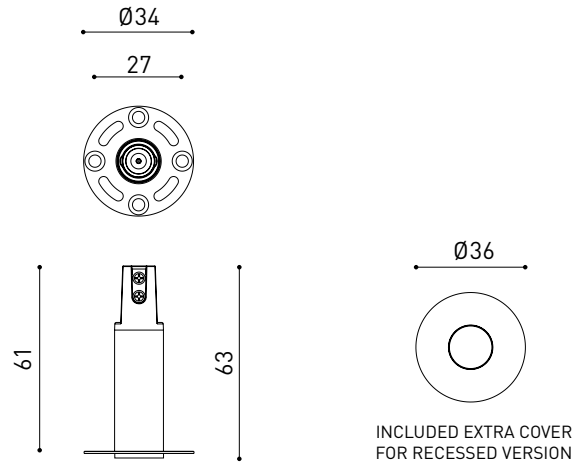


Accessory made up of louver in the shape of a honeycomb panel to reduce glare and the effects of direct rays of vision.

# MAGNETIC 24V CONNECTOR

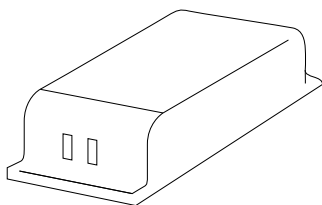
ARKOSLIGHT®

MANDATORY FOR INSTALLATION



PRODUCT	
Model	Magnetic connector accessory
Reference	A435-01- 00   W <input type="checkbox"/>   N <input checked="" type="checkbox"/>
Category	Accessories





			P	V	D (A x B x C)
24V Power Supply	ON/OFF	0434-01-37	60W	24V	180 x 52 x 30mm
		0433-10-22	100W	24V	295 x 43 x 30mm

220 V~  
240 V~

TO BE INSTALLED ON REMOTE



			P	V	D (A x B x C)
24V Dimmer		0433-01-32	DALI/PUSH	24V	181 x 42 x 20mm
		0433-01-33	CASAMBI	24V	172 x 42 x 20mm
		0434-01-64	WIFI	24V	105 x 44 x 23mm

24V

TO BE INSTALLED ON REMOTE



**DROP VOLTAGE TABLE**

POWER (W)	CABLE SECTION (mm <sup>2</sup> )	CABLE LENGTH (m)
60	0,75	30
	1,5	30
100	0,75	20
	1,5	30

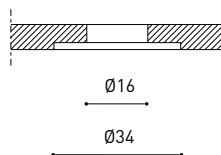
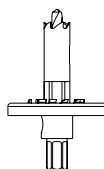




INSTALLATION GUIDE

[https://youtu.be/sa\\_xAgj4ji4](https://youtu.be/sa_xAgj4ji4)

PRODUCT	
Model	Trimless Tool <b>D16 X D34 MM</b>
Reference	A478-00-00
Category	Accessories





Fuente de luz (LED) reemplazable por un profesional autorizado

Replaceable (LED only) light source by an authorized professional.

Source lumineuse (LED) remplaçable par un professionnel agréé

Sorgente luminosa (LED) sostituibile da parte di un professionista autorizzato

Austauschbare (LED) Lichtquelle durch einen autorisierten Fachmann



Equipo de control reemplazable por un profesional autorizado

Replaceable control gear by an authorized professional

Dispositif de commande remplaçable par un professionnel agréé

Alimentatore sostituibile da parte di un professionista autorizzato

Auswechselbares Betriebsgerät durch autorisierten Fachmann

INSTRUCCIONES PARA EL FINAL DE VIDA Y LA ELIMINACIÓN LOS COMPONENTES  
 INSTRUCTIONS ON END-OF-LIFE AND COMPONENT DISPOSAL  
 INSTRUCTIONS POUR LA GESTION DES COMPOSANTS EN FIN DE VIE ET LEUR MISE AU REBUT  
 ISTRUZIONI PER IL FINE VITA E LO SMALTIMENTO DEI COMPONENTI  
 ANWEISUNGEN ZUR ENTSORGUNG DER LEUCHTENKOMPONENTEN



Interrumpir la alimentación del aparato  
 Cut the power supply to the luminaire  
 Couper l'alimentation du luminaire  
 Interrompere l'alimentazione dell'apparecchio  
 Stromversorgung der Leuchte unterbrechen



Quitar la(s) fuente(s) de luz para el desecho  
 Remove light source(s) for disposal  
 Retirer la (les) source(s) lumineuse(s) pour l'élimination  
 Rimuovere la/le sorgente/e di luce per lo smaltimento  
 Lichtquelle(n) zur Entsorgung entfernen



Quitar la batería para el desecho  
 Remove the battery for decommissioning  
 Retirer la batterie pour sa mise au rebut  
 Rimuovere la batteria per la dismissione  
 Die Batterie ordnungsgemäß entsorgen



Quitar el equipo de control para el desecho  
 Remove control gear for disposal  
 Retirer le dispositif de commande pour l'élimination  
 Rimuovere l'alimentatore per lo smaltimento  
 Betriebsgerät zur Entsorgung ausbauen



Enviar los materiales a un centro de recogida RAEE  
 Send the materials to a WEEE collection centre  
 Envoyer les matériaux dans une déchetterie DEEE  
 Inviare i materiali ad un centro di raccolta RAEE  
 Die Materialien in einem WEEE-Zentrum entsorgen

