



DIMENSIONS



ACCESSORIES



MAGNETIC CONNECTOR
(MANDATORY)



TRIMLESS TOOL



DRIVER OPTIONS

AWARDS



PRODUCT

| | |
|-----------|----------------------------------|
| Name | MAGNETIC 24V FIT 20 30° 2700K NT |
| Reference | A4310120NT |
| Color | Textured black |
| RAL | 9005 |
| Category | CEILING RECESSED |

LIGHT SOURCE

| | |
|------------------------|------------------|
| Type | LED |
| Gross luminous flux | 127 lm |
| Colour temperature | 2700 K |
| Chromatic stability | MacAdam Step 3 |
| Colour Rendering Index | CRI > 90 |
| Power | 2,1 W |
| Current | 700 mA |
| Efficacy | 60 lm/W |
| LED lifespan | L80B10 > 50.000h |

LIGHTING FIXTURE | PHOTOMETRIC DATA

| | |
|---------------------|-----|
| Lighting efficiency | 88% |
| Light beam angle | 30° |

LIGHTING FIXTURE | ELECTRICAL DATA

| | |
|-----------------------------|----------|
| Driver | Included |
| Power values of the system | 2,92 W |
| Voltage | 24Vdc |
| Dimming | No Dim |
| Electrical insulation class | II |

OTHER DATA

| | |
|----------------------|---------------------------|
| Sealing | IP20 |
| Wireless control | Please Consult |
| Swivel angle | 90° |
| Rotation angle | 360° |
| Weight | 45 g |
| Packaged weight | 70 g |
| Packaging dimensions | 112 x 90 x 26 mm |
| Units per package | 1 |
| Materials | Aluminium / Polycarbonate |

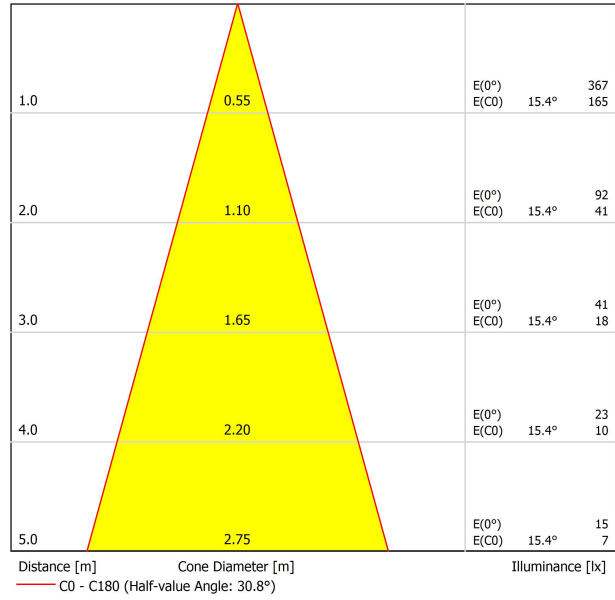


Fit Magnetic is a spotlight for single recessed lighting solutions available in two sizes (Ø20 and Ø27). Cylindrical geometry and essential forms, it stands out for its minimalistic looking and its functionality as it can be orientated in any direction. The black perimeter around its mouth and its honeycomb accessory, highlights its anti-glare vocation.

POLAR DIAGRAM



CONICAL DIAGRAM



MAGNETIC 24V CONNECTOR

ARKOSLIGHT®

MANDATORY FOR INSTALLATION



| PRODUCT | |
|-----------|------------------------------|
| Model | Magnetic connector accessory |
| Reference | A435-01- 00 W □ N ■ |
| Category | Accessories |





| | | | P | V | D (A x B x C) |
|-------------------------|--------|-------------------|------|-----|---------------------------|
| 24V Power Supply | ON/OFF | 0434-01-37 | 60W | 24V | 180 x 52 x 30mm |
| | | 0433-10-22 | 100W | 24V | 295 x 43 x 30mm |
| 220 240 V~ | | | | | TO BE INSTALLED ON REMOTE |



| | | | P | V | D (A x B x C) |
|-------------------|--|-------------------|-----------|-----|---------------------------|
| 24V Dimmer | | 0433-01-32 | DALI/PUSH | 24V | 181 x 42 x 20mm |
| | | 0433-01-33 | CASAMBI | 24V | 172 x 42 x 20mm |
| | | 0434-01-64 | WIFI | 24V | 105 x 44 x 23mm |
| 24V | | | | | TO BE INSTALLED ON REMOTE |



DROP VOLTAGE TABLE

| POWER (W) | CABLE SECTION (mm ²) | CABLE LENGHT (m) |
|-----------|----------------------------------|------------------|
| 60 | 0,75 | 30 |
| | 1,5 | 30 |
| 100 | 0,75 | 20 |
| | 1,5 | 30 |



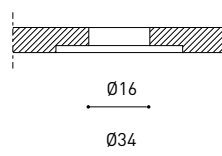
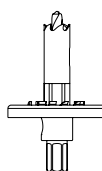


INSTALLATION GUIDE

https://youtu.be/sa_xAgj4ji4

PRODUCT

| | |
|-----------|-----------------------------------|
| Model | Trimless Tool D16 X D34 MM |
| Reference | A478-00-00 |
| Category | Accessories |





Fuente de luz (LED) reemplazable por un profesional autorizado

Replaceable (LED only) light source by an authorized professional.

Source lumineuse (LED) remplaçable par un professionnel agréé

Sorgente luminosa (LED) sostituibile da parte di un professionista autorizzato

Austauschbare (LED) Lichtquelle durch einen autorisierten Fachmann



Equipo de control reemplazable por un profesional autorizado

Replaceable control gear by an authorized professional

Dispositif de commande remplaçable par un professionnel agréé

Alimentatore sostituibile da parte di un professionista autorizzato

Auswechselbares Betriebsgerät durch autorisierten Fachmann

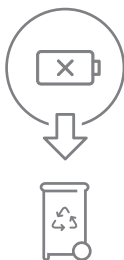
INSTRUCCIONES PARA EL FINAL DE VIDA Y LA ELIMINACIÓN LOS COMPONENTES
 INSTRUCTIONS ON END-OF-LIFE AND COMPONENT DISPOSAL
 INSTRUCTIONS POUR LA GESTION DES COMPOSANTS EN FIN DE VIE ET LEUR MISE AU REBUT
 ISTRUZIONI PER IL FINE VITA E LO SMALTIMENTO DEI COMPONENTI
 ANWEISUNGEN ZUR ENTSORGUNG DER LEUCHTENKOMPONENTEN



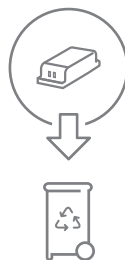
Interrumpir la alimentación del aparato
 Cut the power supply to the luminaire
 Couper l'alimentation du luminaire
 Interrompere l'alimentazione dell'apparecchio
 Stromversorgung der Leuchte unterbrechen



Quitar la(s) fuente(s) de luz para el desecho
 Remove light source(s) for disposal
 Retirer la (les) source(s) lumineuse(s) pour l'élimination
 Rimuovere la/le sorgente/e di luce per lo smaltimento
 Lichtquelle(n) zur Entsorgung entfernen



Quitar la batería para el desecho
 Remove the battery for decommissioning
 Retirer la batterie pour sa mise au rebut
 Rimuovere la batteria per la dismissione
 Die Batterie ordnungsgemäß entsorgen



Quitar el equipo de control para el desecho
 Remove control gear for disposal
 Retirer le dispositif de commande pour l'élimination
 Rimuovere l'alimentatore per lo smaltimento
 Betriebsgerät zur Entsorgung ausbauen

Enviar los materiales a un centro de recogida RAEE
 Send the materials to a WEEE collection centre
 Envoyer les matériaux dans une déchetterie DEEE
 Inviare i materiali ad un centro di raccolta RAEE
 Die Materialien in einem WEEE-Zentrum entsorgen

