Magnetic 24V System

ARKOSLIGHT

DIMENSIONS

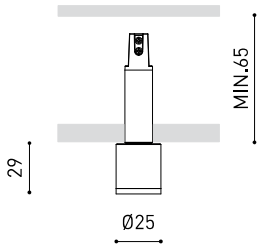

ACCESSOIRES

MAGNETIC CONNECTOR (MANDATORY)

DRIVER OPTIONS

TRIMLESS TOOL

TROPHÉES

2022 TOP DESIGN EUROPEAN PRODUCT DESIGN AWARD

archiproducts DESIGN AWARDS WINNER 2022

FX INTERNATIONAL DESIGN AWARDS SHORTLIST 2022

	PRODUIT
Nom	MAGNETIC 24V TOP MICRO 19º 3000K WT
Référence	A4300111WT
Couleur	Blanc Texturé
RAL	9016
Catégorie	CEILING RECESSED

	SOURCE DE LUMIÈRE
Type	LED
Flux lumineux brut	210 lm
Température de couleur	3000 K
Stabilité chromatique	MacAdam Step 3
Indice de reproduction chromatique	CRI>90
Puissance	2,1 W
Courant	700 mA
Efficacité	100 lm/W
Durée de vie de la LED	L90B10 >102.000h

	LUMINAIRE | DONNÉS PHOTOMÉTRIQUES
Efficacité lumineuse	90%
Angle du faisceau lumineux	19°

	LUMINAIRE | DONNÉS ÉLECTRIQUES
Driver	Inclus
Valeurs de puissance du système	2,92 W
Tension	24Vdc
Variation d'intensité	Options DIM
Classe d'isolation électrique	

	D'AUTRES DONNÉES
Étanchéité	IP20
Contrôle sans fil	Veuillez consulter
Poids	20 g
Poids avec emballage	45 g
Dimensions de l'emballage	112 x 80 x 32 mm
Unités par emballage	1
Matériaux	Aluminium / Polycarbonate

Top Magnetic est la version de Top pour des applications encastrées. Sa taille compacte fait de Top une solution idéale pour les projets dans lesquels une présence discrète du luminaire dans la scène est recherchée. Formellement, c'est un design aux lignes pures et à l'esthétique architecturale.

Calle N · Pol. Ind. EL OLIVERAL
46394 Ribarroja del Turia · Valencia (Spain)
Tel. +34 961 667 207 · Fax +34 961 667 054
info@arkoslight.com · www.arkoslight.com

5 Year GUARANTEE*

DIAGRAMME POLAIRE

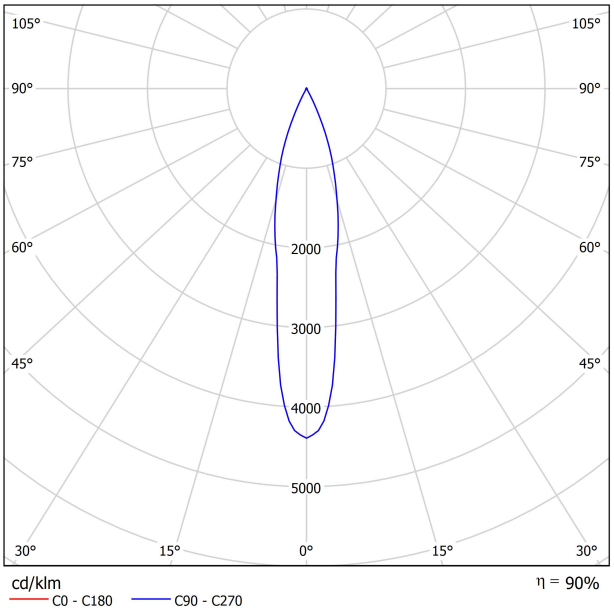

DIAGRAMME CONIQUE

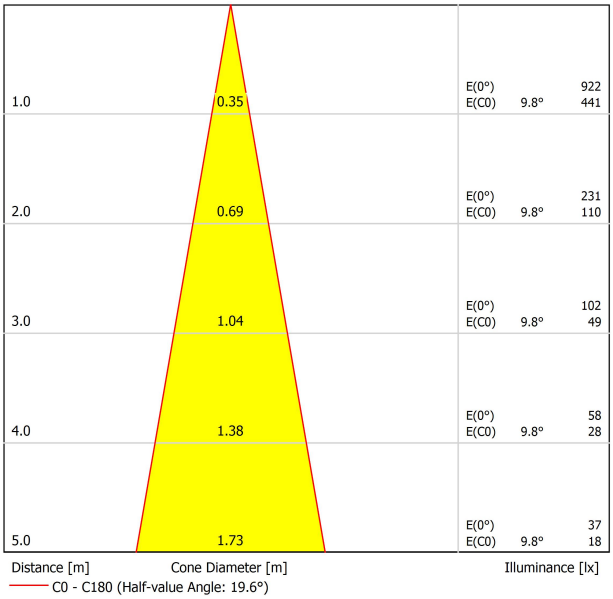

UGR

Glare Evaluation According to UGR

ρ Ceiling		70	70	50	50	30	70	70	50	50	30
ρ Walls		50	30	50	30	30	50	30	50	30	30
ρ Floor		20	20	20	20	20	20	20	20	20	20
Room Size X	Y	Viewing direction at right angles to lamp axis					Viewing direction parallel to lamp axis				
2H	2H	-0.9	-0.2	-0.6	-0.1	0.1	-0.9	-0.2	-0.6	-0.1	0.1
	3H	3.0	3.6	3.3	3.8	4.0	3.0	3.6	3.3	3.8	4.0
	4H	5.4	6.0	5.7	6.2	6.5	5.4	6.0	5.7	6.2	6.5
	6H	7.2	7.7	7.5	8.0	8.2	7.2	7.7	7.5	8.0	8.2
	8H	8.4	8.9	8.7	9.2	9.5	8.4	8.9	8.7	9.2	9.5
	12H	9.7	10.2	10.1	10.5	10.8	9.7	10.2	10.1	10.5	10.8
4H	2H	0.7	1.3	1.0	1.5	1.8	0.7	1.3	1.0	1.5	1.8
	3H	4.5	5.0	4.8	5.3	5.6	4.5	5.0	4.8	5.3	5.6
	4H	6.9	7.3	7.3	7.7	8.0	6.9	7.3	7.3	7.7	8.0
	6H	8.8	9.2	9.2	9.5	9.9	8.8	9.2	9.2	9.5	9.9
	8H	10.2	10.5	10.6	10.8	11.2	10.2	10.5	10.6	10.8	11.2
	12H	11.6	11.9	12.0	12.3	12.7	11.6	11.9	12.0	12.3	12.7
8H	4H	7.7	7.9	8.1	8.3	8.7	7.7	7.9	8.1	8.3	8.7
	6H	9.9	10.1	10.3	10.5	10.9	9.9	10.1	10.3	10.5	10.9
	8H	11.4	11.6	11.9	12.1	12.5	11.4	11.6	11.9	12.1	12.5
	12H	13.1	13.2	13.6	13.7	14.2	13.1	13.2	13.6	13.7	14.2
12H	4H	7.9	8.1	8.3	8.5	8.9	7.9	8.1	8.3	8.5	8.9
	6H	10.2	10.4	10.7	10.8	11.3	10.2	10.4	10.7	10.8	11.3
	8H	11.9	12.1	12.4	12.5	13.0	11.9	12.1	12.4	12.5	13.0
Variation of the observer position for the luminaire distances S											
S = 1.0H		+0.1 / -0.2					+0.1 / -0.2				
S = 1.5H		+0.3 / -0.3					+0.3 / -0.3				
S = 2.0H		+0.6 / -0.5					+0.6 / -0.5				
Standard table		---					---				
Correction Summand		---					---				
Corrected Glare Indices referring to 210lm Total Luminous Flux											

MAGNETIC 24V CONNECTOR

ARKOSLIGHT®

MANDATORY FOR INSTALLATION

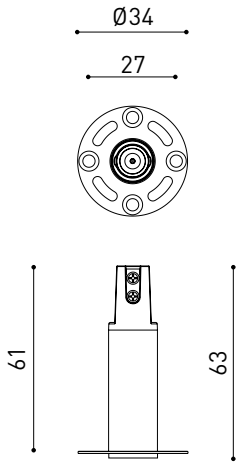

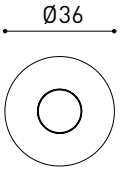

INCLUDED EXTRA COVER
FOR RECESSED VERSION

	PRODUCT
Model	Magnetic connector accessory
Reference	A435-01- 00 | W ☐ | N ■ |
Category	Accessories

CE III IP20 Ø16

Calle N · Pol. Ind. EL OLIVERAL
46394 Ribarroja del Turia · Valencia (Spain)
Tel. +34 961 667 207 · Fax +34 961 667 054
info@arkoslight.com · www.arkoslight.com

5 Year GUARANTEE

MAGNETIC 24V DRIVER OPTIONS

ARKOSLIGHT®

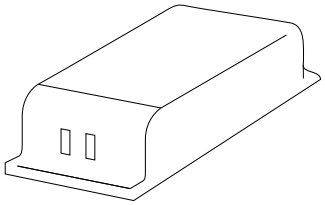

			P	V	D (A x B x C)
24V POWER SUPPLY	ON/OFF	**0434-01-37**	60W	24V	180 x 52 x 30mm
		0433-10-22	100W	24V	295 x 43 x 30mm

220 240 V~

MUST BE PLACED ON REMOTE

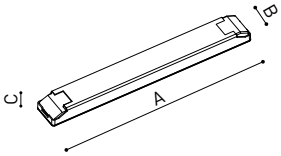

				V	D (A x B x C)
24V Dimmer		**0433-01-32**	DALI/PUSH	24V	181 x 42 x 20mm
		0433-01-35	CASAMBI	24V	72,6 x 30 x 18mm
		0434-01-64	WIFI	24V	105 x 44 x 23mm

24V

MUST BE PLACED ON REMOTE

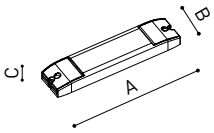

DROP VOLTAGE TABLE

POWER (W)	**CABLE SECTION** (mm^2)	**CABLE LENGHT** (m)
60	0,75	30
	1,5	30
100	0,75	20
	1,5	30

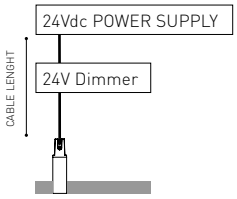

Calle N · Pol. Ind. EL OLIVERAL
46394 Ribarroja del Turia · Valencia (Spain)
Tel. +34 961 667 207 · Fax +34 961 667 054
info@arkoslight.com · www.arkoslight.com

5Year GUARANTEE

TRIMLESS TOOL

ARKOSLIGHT

INSTALLATION GUIDE
https://youtu.be/sa_xAgj4ji4

	PRODUCT
Model	Trimless Tool **D16 X D34 MM**
Reference	A478-00-00
Category	Accessories

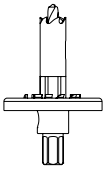

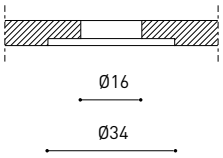

Calle N · Pol. Ind. EL OLIVERAL
46394 Ribarroja del Turia · Valencia (Spain)
Tel. +34 961 667 207 · Fax +34 961 667 054
info@arkoslight.com · www.arkoslight.com

5 Year GUARANTEE

ECODESIGN AND ENERGY LABELLING

ARKOSLIGHT®

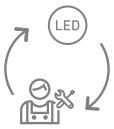

Fuente de luz (LED) reemplazable por un profesional autorizado

Replaceable (LED only) light source by an authorized professional.

Source lumineuse (LED) remplaçable par un professionnel agréé

Sorgente luminosa (LED) sostituibile da parte di un professionista autorizzato

Austauschbare (LED) Lichtquelle durch einen autorisierten Fachmann

Equipo de control reemplazable por un profesional autorizado

Replaceable control gear by an authorized professional

Dispositif de commande remplaçable par un professionnel agréé

Alimentatore sostituibile da parte di un professionista autorizzato

Auswechselbares Betriebsgerät durch autorisierten Fachmann

INSTRUCCIONES PARA EL FINAL DE VIDA Y LA ELIMINACIÓN LOS COMPONENTES
INSTRUCTIONS ON END-OF-LIFE AND COMPONENT DISPOSAL
INSTRUCTIONS POUR LA GESTION DES COMPOSANTS EN FIN DE VIE ET LEUR MISE AU REBUT
ISTRUZIONI PER IL FINE VITA E LO SMALTIMENTO DEI COMPONENTI
ANWEISUNGEN ZUR ENTSORGUNG DER LEUCHTENKOMPONENTEN

Interrumpir la alimentación del aparato
Cut the power supply to the luminaire
Couper l'alimentation du luminaire
Interrompere l'alimentazione dell'apparecchio
Stromversorgung der Leuchte unterbrechen

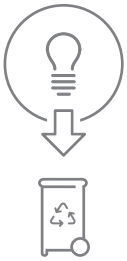

Quitar la(s) fuente(s) de luz para el desecho
Remove light source(s) for disposal
Retirer la (les) source(s) lumineuse(s) pour l'élimination
Rimuovere la/le sorgente/e di luce per lo smaltimento
Lichtquelle(n) zur Entsorgung entfernen

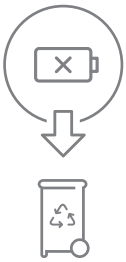

Quitar la batería para el desecho
Remove the battery for decommissioning
Retirer la batterie pour sa mise au rebut
Rimuovere la batteria per la dismissione
Die Batterie ordnungsgemäß entsorgen

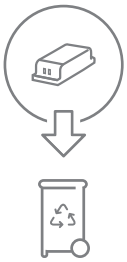

Quitar el equipo de control para el desecho
Remove control gear for disposal
Retirer le dispositif de commande pour l'élimination
Rimuovere l'alimentatore per lo smaltimento
Betriebsgerät zur Entsorgung ausbauen

Enviar los materiales a un centro de recogida RAEE
Send the materials to a WEEE collection centre
Envoyer les matériaux dans une déchetterie DEEE
Inviare i materiali ad un centro di raccolta RAEE
Die Materialien in einem WEEE-Zentrum entsorgen

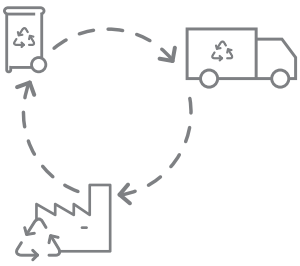

Calle N · Pol. Ind. EL OLIVERAL
46394 Ribarroja del Turia · Valencia (Spain)
Tel. +34 961 667 207 · Fax +34 961 667 054
info@arkoslight.com · www.arkoslight.com

5 Year GUARANTEE