Magnetic 24V System

ARKOSLIGHT

DIMENSIONI

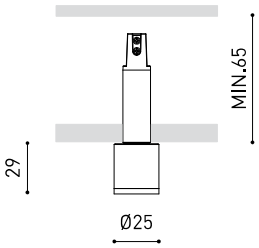

ACCESSORI

MAGNETIC CONNECTOR (MANDATORY)

DRIVER OPTIONS

TRIMLESS TOOL

PREMI

2022 TOP DESIGN EUROPEAN PRODUCT DESIGN AWARD

archiproducts DESIGN AWARDS WINNER 2022

FX INTERNATIONAL INTERIOR DESIGN AWARDS SHORTLIST 2022

	PRODOTTO
Nome	MAGNETIC 24V TOP MICRO 19º 3000K NT
Articolo	A4300111NT
Colore	Nero Strutturato
RAL	9005
Categoria	CEILING RECESSED

	SORGENTE DI LUCE
Tipo	LED
Flusso luminoso lordo	210 lm
Temperatura di colore	3000 K
Stabilità cromatica	MacAdam Step 3
Indice di Riproduzione Cromatica	CRI>90
Potenza	2,1 W
Corrente	700 mA
Efficienza	100 lm/W
Ore di vita del LED	L90B10 >102.000h

	APPARECCHIO | DATI FOTOMETRICI
Efficienza luminosa	90%
Angolo del fascio di luce	19°

	APPARECCHIO | DATI ELETTRICI
Driver	Incluso
Valori di potenza del sistema	2,92 W
Tensione	24Vdc
Regolazione	Opzioni DIM
Classe di isolamento elettrico	

	ALTRI DATI
Tenuta stagna	IP20
Wireless control	Consultare
Peso	20 g
Peso compresso l'imballaggio	45 g
Dimensioni dell'imballaggio	112 x 80 x 32 mm
Unità per imballaggio	1
Materiali	Alluminio / Policarbonato

Top Magnetic è la versione semi incasso del Top. Il formato compatto rende il Top una soluzione ideale per istallazioni dove è richiesta una presenza discreta. Dalle linee pure e dall'estetica lineare.

Calle N · Pol. Ind. EL OLIVERAL
46394 Ribarroja del Turia · Valencia (Spain)
Tel. +34 961 667 207 · Fax +34 961 667 054
info@arkoslight.com · www.arkoslight.com

08-10-24 / 15:08

5 Year GUARANTEE*

DIAGRAMMA DI ABBAGLIAMENTO POLARE

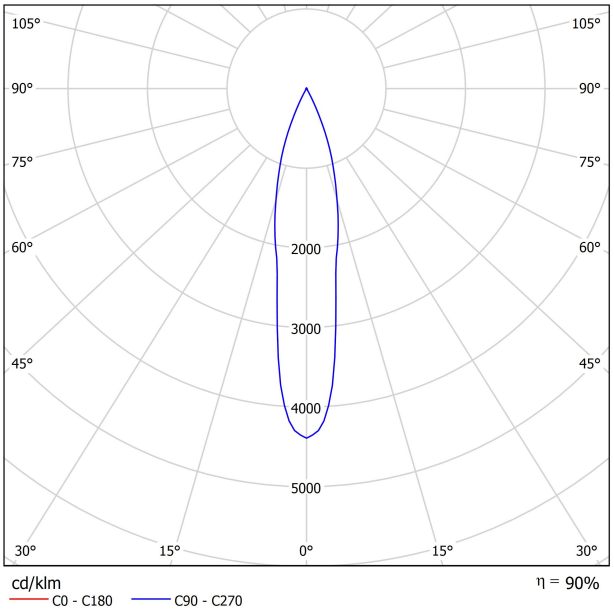

DIAGRAMMA CONICO

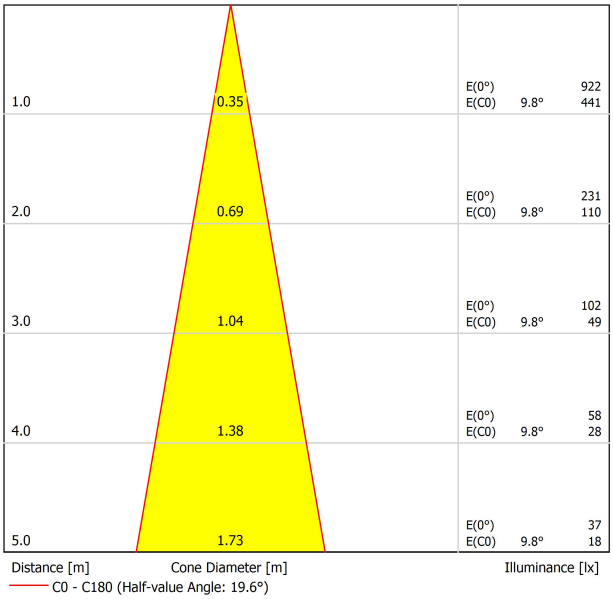

UGR

Glare Evaluation According to UGR

ρ Ceiling		70	70	50	50	30	70	70	50	50	30
ρ Walls		50	30	50	30	30	50	30	50	30	30
ρ Floor		20	20	20	20	20	20	20	20	20	20
Room Size X	Y	Viewing direction at right angles to lamp axis					Viewing direction parallel to lamp axis				
2H	2H	-0.9	-0.2	-0.6	-0.1	0.1	-0.9	-0.2	-0.6	-0.1	0.1
	3H	3.0	3.6	3.3	3.8	4.0	3.0	3.6	3.3	3.8	4.0
	4H	5.4	6.0	5.7	6.2	6.5	5.4	6.0	5.7	6.2	6.5
	6H	7.2	7.7	7.5	8.0	8.2	7.2	7.7	7.5	8.0	8.2
	8H	8.4	8.9	8.7	9.2	9.5	8.4	8.9	8.7	9.2	9.5
	12H	9.7	10.2	10.1	10.5	10.8	9.7	10.2	10.1	10.5	10.8
4H	2H	0.7	1.3	1.0	1.5	1.8	0.7	1.3	1.0	1.5	1.8
	3H	4.5	5.0	4.8	5.3	5.6	4.5	5.0	4.8	5.3	5.6
	4H	6.9	7.3	7.3	7.7	8.0	6.9	7.3	7.3	7.7	8.0
	6H	8.8	9.2	9.2	9.5	9.9	8.8	9.2	9.2	9.5	9.9
	8H	10.2	10.5	10.6	10.8	11.2	10.2	10.5	10.6	10.8	11.2
	12H	11.6	11.9	12.0	12.3	12.7	11.6	11.9	12.0	12.3	12.7
8H	4H	7.7	7.9	8.1	8.3	8.7	7.7	7.9	8.1	8.3	8.7
	6H	9.9	10.1	10.3	10.5	10.9	9.9	10.1	10.3	10.5	10.9
	8H	11.4	11.6	11.9	12.1	12.5	11.4	11.6	11.9	12.1	12.5
	12H	13.1	13.2	13.6	13.7	14.2	13.1	13.2	13.6	13.7	14.2
12H	4H	7.9	8.1	8.3	8.5	8.9	7.9	8.1	8.3	8.5	8.9
	6H	10.2	10.4	10.7	10.8	11.3	10.2	10.4	10.7	10.8	11.3
	8H	11.9	12.1	12.4	12.5	13.0	11.9	12.1	12.4	12.5	13.0
Variation of the observer position for the luminaire distances S											
S = 1.0H		+0.1 / -0.2					+0.1 / -0.2				
S = 1.5H		+0.3 / -0.3					+0.3 / -0.3				
S = 2.0H		+0.6 / -0.5					+0.6 / -0.5				
Standard table		---					---				
Correction Summand		---					---				
Corrected Glare Indices referring to 210lm Total Luminous Flux											

MAGNETIC 24V CONNECTOR

ARKOSLIGHT®

MANDATORY FOR INSTALLATION

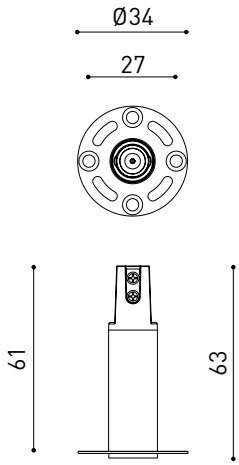

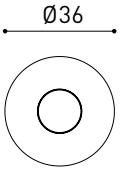

INCLUDED EXTRA COVER
FOR RECESSED VERSION

	PRODUCT
Model	Magnetic connector accessory
Reference	A435-01- 00 | W ☐ | N ■ |
Category	Accessories

CE III IP20 Ø16

Calle N · Pol. Ind. EL OLIVERAL
46394 Ribarroja del Turia · Valencia (Spain)
Tel. +34 961 667 207 · Fax +34 961 667 054
info@arkoslight.com · www.arkoslight.com

5 Year GUARANTEE

MAGNETIC 24V DRIVER OPTIONS

ARKOSLIGHT®

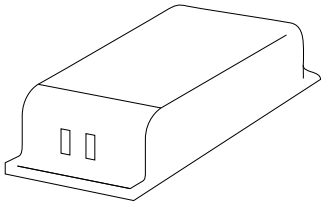

			P	V	D (A x B x C)
24V POWER SUPPLY	ON/OFF	**0434-01-37**	60W	24V	180 x 52 x 30mm
		0433-10-22	100W	24V	295 x 43 x 30mm

220 240 V~

MUST BE PLACED ON REMOTE

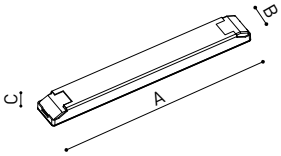

				V	D (A x B x C)
24V Dimmer		**0433-01-32**	DALI/PUSH	24V	181 x 42 x 20mm
		0433-01-35	CASAMBI	24V	72,6 x 30 x 18mm
		0434-01-64	WIFI	24V	105 x 44 x 23mm

24V

MUST BE PLACED ON REMOTE

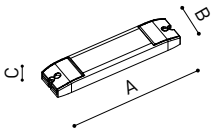

DROP VOLTAGE TABLE

POWER (W)	**CABLE SECTION** (mm^2)	**CABLE LENGHT** (m)
60	0,75	30
	1,5	30
100	0,75	20
	1,5	30

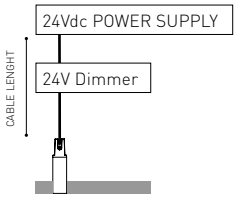

Calle N · Pol. Ind. EL OLIVERAL
46394 Ribarroja del Turia · Valencia (Spain)
Tel. +34 961 667 207 · Fax +34 961 667 054
info@arkoslight.com · www.arkoslight.com

5Year GUARANTEE

TRIMLESS TOOL

ARKOSLIGHT

INSTALLATION GUIDE
https://youtu.be/sa_xAgj4ji4

	PRODUCT
Model	Trimless Tool **D16 X D34 MM**
Reference	A478-00-00
Category	Accessories

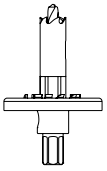

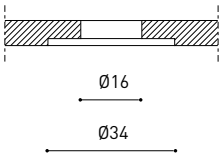

Calle N · Pol. Ind. EL OLIVERAL
46394 Ribarroja del Turia · Valencia (Spain)
Tel. +34 961 667 207 · Fax +34 961 667 054
info@arkoslight.com · www.arkoslight.com

5 Year GUARANTEE

ECODESIGN AND ENERGY LABELLING

ARKOSLIGHT®

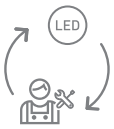

Fuente de luz (LED) reemplazable por un profesional autorizado

Replaceable (LED only) light source by an authorized professional.

Source lumineuse (LED) remplaçable par un professionnel agréé

Sorgente luminosa (LED) sostituibile da parte di un professionista autorizzato

Austauschbare (LED) Lichtquelle durch einen autorisierten Fachmann

Equipo de control reemplazable por un profesional autorizado

Replaceable control gear by an authorized professional

Dispositif de commande remplaçable par un professionnel agréé

Alimentatore sostituibile da parte di un professionista autorizzato

Auswechselbares Betriebsgerät durch autorisierten Fachmann

INSTRUCCIONES PARA EL FINAL DE VIDA Y LA ELIMINACIÓN LOS COMPONENTES
INSTRUCTIONS ON END-OF-LIFE AND COMPONENT DISPOSAL
INSTRUCTIONS POUR LA GESTION DES COMPOSANTS EN FIN DE VIE ET LEUR MISE AU REBUT
ISTRUZIONI PER IL FINE VITA E LO SMALTIMENTO DEI COMPONENTI
ANWEISUNGEN ZUR ENTSORGUNG DER LEUCHTENKOMPONENTEN

Interrumpir la alimentación del aparato
Cut the power supply to the luminaire
Couper l'alimentation du luminaire
Interrompere l'alimentazione dell'apparecchio
Stromversorgung der Leuchte unterbrechen

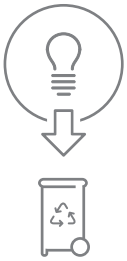

Quitar la(s) fuente(s) de luz para el desecho
Remove light source(s) for disposal
Retirer la (les) source(s) lumineuse(s) pour l'élimination
Rimuovere la/le sorgente/e di luce per lo smaltimento
Lichtquelle(n) zur Entsorgung entfernen

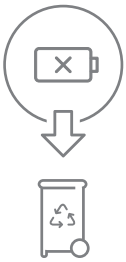

Quitar la batería para el desecho
Remove the battery for decommissioning
Retirer la batterie pour sa mise au rebut
Rimuovere la batteria per la dismissione
Die Batterie ordnungsgemäß entsorgen

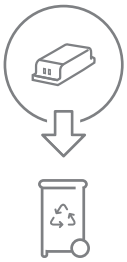

Quitar el equipo de control para el desecho
Remove control gear for disposal
Retirer le dispositif de commande pour l'élimination
Rimuovere l'alimentatore per lo smaltimento
Betriebsgerät zur Entsorgung ausbauen

Enviar los materiales a un centro de recogida RAEE
Send the materials to a WEEE collection centre
Envoyer les matériaux dans une déchetterie DEEE
Inviare i materiali ad un centro di raccolta RAEE
Die Materialien in einem WEEE-Zentrum entsorgen

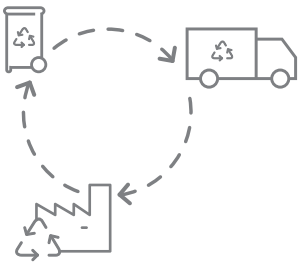

Calle N · Pol. Ind. EL OLIVERAL
46394 Ribarroja del Turia · Valencia (Spain)
Tel. +34 961 667 207 · Fax +34 961 667 054
info@arkoslight.com · www.arkoslight.com

5 Year GUARANTEE