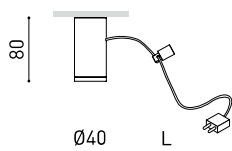




DIMENSIONS



ACCESSORIES



FANCY SHAPE BASE
(MANDATORY)



CORD ACCESSORY



BEAM MIXER DIFFUSER



ANTI-GLARE HONEYCOMB
LOUVER

AWARDS



PRODUCT

Name	TOP FANCY SHAPE 5M 30° 3000K NT
Reference	A4272021NT
Color	Textured black
RAL	9005
Category	CUSTOM SYSTEMS

LIGHT SOURCE

Type	LED
Gross luminous flux	640 lm
Colour temperature	3000 K
Chromatic stability	MacAdam Step 2
Colour Rendering Index	CRI > 90
Power	6,5 W
Current	700 mA
Efficacy	98 lm/W
LED lifespan	L90B10 > 55.000h

LIGHTING FIXTURE | PHOTOMETRIC DATA

Lighting efficiency	86%
Light beam angle	30°

LIGHTING FIXTURE | ELECTRICAL DATA

Driver	Excluded
Power values of the system	6,5 W
Dimming	No Dim / DALI
Electrical insulation class	II

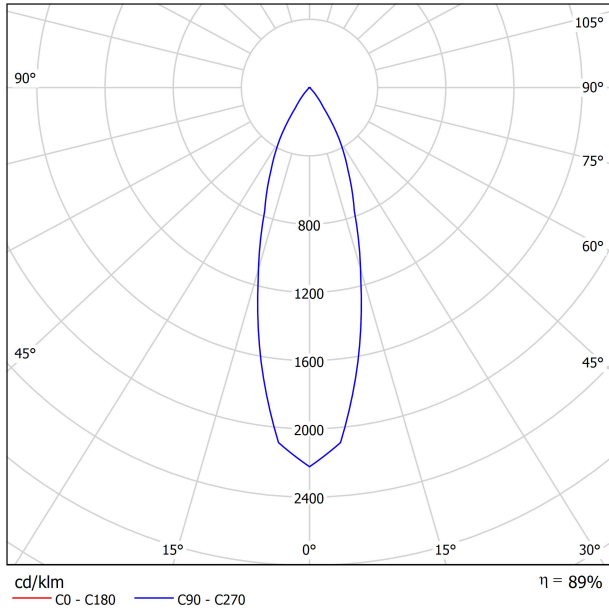
OTHER DATA

Sealing	IP20
Wireless control	Please Consult
Cord length	Max. 5 m
Fast adjustment tensioner	Yes
Weight	235 g
Packaged weight	280 g
Packaging dimensions	160 x 110 x 45 mm
Units per package	1
Materials	Aluminium / Acrylonitrile Butadiene Styrene / Polycarbonate

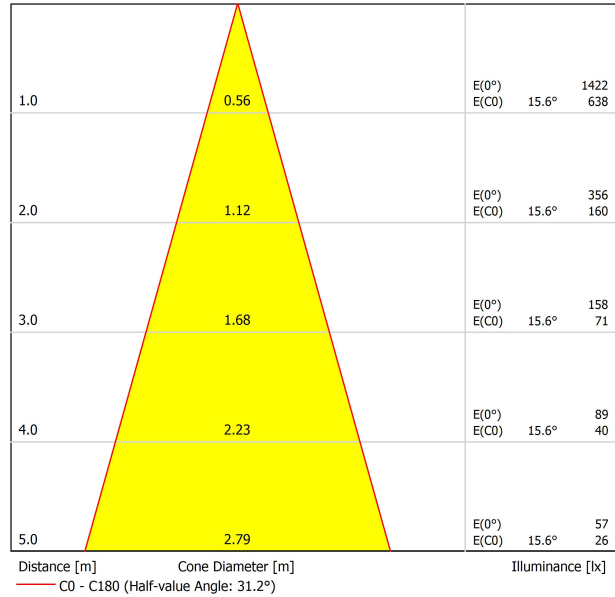


Top Fancy Shape is a small downlight which can be distributed with complete freedom throughout the space by creating patterns and designs originating from a surface-mounted base. Top Fancy Shape is the only light available on the market which allows for a full light installation to be created from a single light source for spaces in which concealed lights are impossible. The cable can be moved along the ceiling thanks to small pistons which create vertices in the shape of the cable. The layout of these points can be freely chosen and designed by the user.

POLAR DIAGRAM



CONICAL DIAGRAM




UGR

Glare Evaluation According to UGR											
ρ Ceiling	70	70	50	50	30	70	70	50	50	30	
ρ Walls	50	30	50	30	30	50	30	50	30	30	
ρ Floor	20	20	20	20	20	20	20	20	20	20	
Room Size X Y		Viewing direction at right angles to lamp axis					Viewing direction parallel to lamp axis				
2H	2H	6.2	6.8	6.4	7.0	7.2	6.2	6.8	6.4	7.0	7.2
	3H	9.7	10.3	10.0	10.5	10.8	9.7	10.3	10.0	10.5	10.8
	4H	11.4	12.0	11.7	12.2	12.5	11.4	12.0	11.7	12.2	12.5
	6H	13.2	13.7	13.5	14.0	14.3	13.2	13.7	13.5	14.0	14.3
	8H	14.1	14.6	14.5	14.9	15.2	14.1	14.6	14.5	14.9	15.2
4H	2H	7.3	7.9	7.6	8.2	8.4	7.3	7.9	7.6	8.2	8.4
	3H	11.0	11.5	11.3	11.8	12.1	11.0	11.5	11.3	11.8	12.1
	4H	12.8	13.3	13.2	13.6	13.9	12.8	13.3	13.2	13.6	13.9
	6H	14.8	15.1	15.2	15.5	15.9	14.8	15.1	15.2	15.5	15.9
	8H	15.8	16.1	16.2	16.5	16.9	15.8	16.1	16.2	16.5	16.9
8H	2H	17.0	17.3	17.5	17.7	18.1	17.0	17.3	17.5	17.7	18.1
	4H	13.6	13.9	14.0	14.3	14.7	13.6	13.9	14.0	14.3	14.7
	6H	15.8	16.0	16.2	16.4	16.9	15.8	16.0	16.2	16.4	16.9
	8H	17.0	17.2	17.5	17.6	18.1	17.0	17.2	17.5	17.6	18.1
	12H	18.4	18.6	18.9	19.1	19.5	18.4	18.6	18.9	19.1	19.5
12H	4H	13.8	14.0	14.2	14.4	14.9	13.8	14.0	14.2	14.4	14.9
	6H	16.1	16.3	16.5	16.7	17.2	16.1	16.3	16.5	16.7	17.2
	8H	17.4	17.6	17.9	18.0	18.5	17.4	17.6	17.9	18.0	18.5
Variation of the observer position for the luminaire distances S											
S = 1.0H	+3.4 / -1.8					+3.4 / -1.8					
S = 1.5H	+5.9 / -2.1					+5.9 / -2.1					
S = 2.0H	+7.9 / -2.4					+7.9 / -2.4					
Standard table Correction Summand	---					---					
Corrected Glare Indices referring to 640lm Total Luminous Flux											

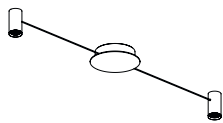
FANCY SHAPE BASE

MANDATORY FOR INSTALLATION

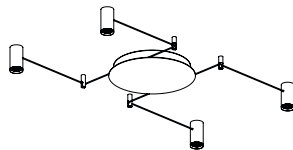


FANCY SHAPE BASES	n° Lamps	ON/OFF	A417-03-11 WT NT	
FANCY SHAPE BASE 2 700 mA	1 to 2	ON/OFF	A417-03-11 WT NT	
		DALI	A417-03-12 WT NT	
2 Equidistant Fixing Points				
FANCY SHAPE BASE 6 700 mA	3 to 6	ON/OFF	A417-03-21 WT NT	
		DALI	A417-03-22 WT NT	
6 Equidistant Fixing Points				
FANCY SHAPE BASE 12 700 mA	7 to 12	ON/OFF	A417-03-31 WT NT	
		DALI	A417-03-32 WT NT	
12 Equidistant Fixing Points				

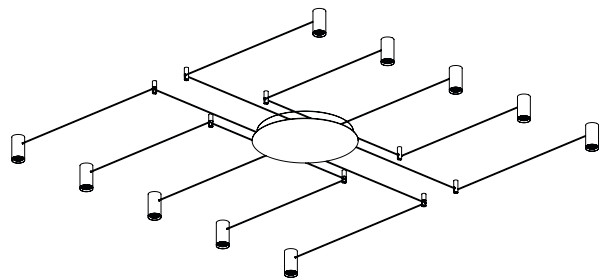
220
240 V~ | | INCL



Fancy Shape BASE
2 LAMPS



Fancy Shape BASE
4 LAMPS



Fancy Shape BASE
10 LAMPS



NT



WT

ATTENTION

Fancy Shape Base NT: Base and Cap in Black.

Fancy Shape Base WT: Black Base and White Cap.

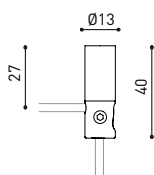
Luminaire Cable: Black in all finishes.





	PRODUCT
Model	Cord Accessory
Reference	02230000N
Colour	N ■ RAL9005
Category	Accessories

DIMENSIONAL DRAWING





	PRODUCT
Model	Cord Accessory One Plane
Reference	02240000N
Colour	N ■ RAL9005
Category	Accessories

DIMENSIONAL DRAWING



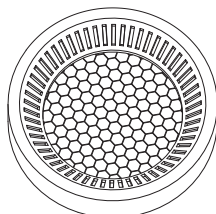


	PRODUCT
Model	Beam Mixer Diffuser
Reference	08050100
Category	Accessories

NOT SOLD SEPARATELY.

The Beam Mixer Diffuser is used to smooth beam artifacts caused by parabolic, Fresnel, or TIR lens collimators without significant broadening.

The unique mixing design provides superior far-field smoothing and color mixing with high on-axis brightness. Compared with traditional diffusers, it maintains higher central beam candlepower (CBCP), and produce less undesirable "field light" at higher angles.



	PRODUCT
Model	Anti-glare Honeycomb Louver
Reference	08070000NT
Colour	NT ■ Textured black
Category	Accessories
	NOT SOLD SEPARATELY.



Accessory made up of louver in the shape of a honeycomb panel to reduce glare and the effects of direct rays of vision.



Fuente de luz (LED) reemplazable por un profesional autorizado

Replaceable (LED only) light source by an authorized professional.

Source lumineuse (LED) remplaçable par un professionnel agréé

Sorgente luminosa (LED) sostituibile da parte di un professionista autorizzato

Austauschbare (LED) Lichtquelle durch einen autorisierten Fachmann



Equipo de control reemplazable por un profesional autorizado

Replaceable control gear by an authorized professional

Dispositif de commande remplaçable par un professionnel agréé

Alimentatore sostituibile da parte di un professionista autorizzato

Auswechselbares Betriebsgerät durch autorisierten Fachmann

INSTRUCCIONES PARA EL FINAL DE VIDA Y LA ELIMINACIÓN LOS COMPONENTES
 INSTRUCTIONS ON END-OF-LIFE AND COMPONENT DISPOSAL
 INSTRUCTIONS POUR LA GESTION DES COMPOSANTS EN FIN DE VIE ET LEUR MISE AU REBUT
 ISTRUZIONI PER IL FINE VITA E LO SMALTIMENTO DEI COMPONENTI
 ANWEISUNGEN ZUR ENTSORGUNG DER LEUCHTENKOMPONENTEN



Interrumpir la alimentación del aparato
 Cut the power supply to the luminaire
 Couper l'alimentation du luminaire
 Interrompere l'alimentazione dell'apparecchio
 Stromversorgung der Leuchte unterbrechen



Quitar la(s) fuente(s) de luz para el desecho
 Remove light source(s) for disposal
 Retirer la (les) source(s) lumineuse(s) pour l'élimination
 Rimuovere la/le sorgente/e di luce per lo smaltimento
 Lichtquelle(n) zur Entsorgung entfernen



Quitar la batería para el desecho
 Remove the battery for decommissioning
 Retirer la batterie pour sa mise au rebut
 Rimuovere la batteria per la dismissione
 Die Batterie ordnungsgemäß entsorgen



Quitar el equipo de control para el desecho
 Remove control gear for disposal
 Retirer le dispositif de commande pour l'élimination
 Rimuovere l'alimentatore per lo smaltimento
 Betriebsgerät zur Entsorgung ausbauen



Enviar los materiales a un centro de recogida RAEE
 Send the materials to a WEEE collection centre
 Envoyer les matériaux dans une déchetterie DEEE
 Inviare i materiali ad un centro di raccolta RAEE
 Die Materialien in einem WEEE-Zentrum entsorgen

