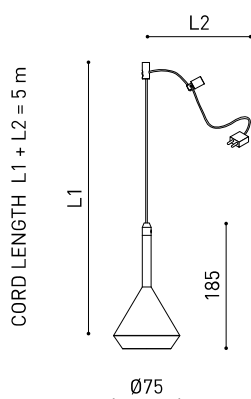




## DIMENSIONS



## ACCESSORIES



FANCY SHAPE BASE  
(MANDATORY)



CORD ACCESSORY

Name	SPIN FANCY SHAPE 5M 40° 2700K MG
Reference	A4202010MG
Color	Metallized gold - Other colours, please consult
RAL	Electrolytic bath
Category	CUSTOM SYSTEMS

## PRODUCT

Type	LED
Gross luminous flux	600 lm
Colour temperature	2700 K - Other K, please consult
Chromatic stability	MacAdam Step 2
Colour Rendering Index	CRI > 90
Power	6,5 W
Current	700 mA
Efficacy	92 lm/W
LED lifespan	L90B10 > 60.000h

## LIGHT SOURCE

Lighting efficiency	84%
Light beam angle	40°

## LIGHTING FIXTURE | PHOTOMETRIC DATA

Driver	Excluded
Power values of the system	6,5 W
Dimming	No Dim / DALI - Other DIM, please consult
Electrical insulation class	◆◆

## LIGHTING FIXTURE | ELECTRICAL DATA

Sealing	IP20
Wireless control	Please Consult
Cord length	Max. 5 m
Fast adjustment tensioner	Yes
Weight	465 g
Packaged weight	601 g
Packaging dimensions	253 x 152 x 102 mm
Units per package	1
Materials	Aluminium / Polymethyl Methacrylate

## OTHER DATA



Reduced dimensions, clear lines and a mechanized geometry combined in a pendant luminaire for accent lighting. Fancy Shape is a system that enables architects to configure and distribute the space's lighting with complete freedom, creating patterns and designs using a single light source with a surface-mounted base.

POLAR DIAGRAM




CONICAL DIAGRAM





# FANCY SHAPE BASE

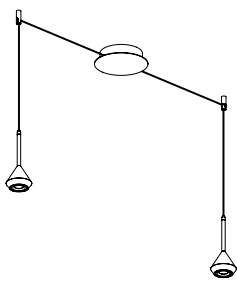
**ARKOSLIGHT®**

MANDATORY FOR INSTALLATION

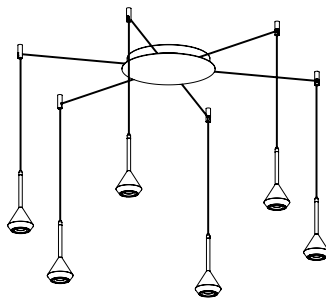


FANCY SHAPE BASES	n° Lamps	ON/OFF	A417-03-11   WT   NT	 DALI	A417-03-12   WT   NT	
FANCY SHAPE BASE 2 700 mA	1 to 2					2 Equidistant Fixing Points
FANCY SHAPE BASE 6 700 mA	3 to 6					6 Equidistant Fixing Points
FANCY SHAPE BASE 12 700 mA	7 to 12					12 Equidistant Fixing Points

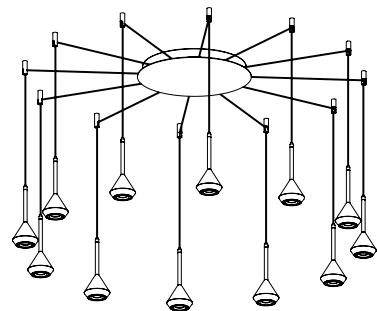
220  
240 V~ |  |  INCL



Fancy Shape BASE  
2 LAMPS



Fancy Shape BASE  
6 LAMPS



Fancy Shape BASE  
12 LAMPS



NT



WT

### ATTENTION

**Fancy Shape Base NT:** Base and Cap in Black.

**Fancy Shape Base WT:** Black Base and White Cap.

**Luminaire Cable:** Black in all finishes.

Calle N · Pol. Ind. EL OLIVERAL  
46394 Ribarroja del Turia · Valencia (Spain)  
Tel. +34 961 667 207 · Fax +34 961 667 054  
info@arkoslight.com · www.arkoslight.com

**5Year**  
GUARANTEE\*



	PRODUCT
Model	Cord Accessory
Reference	<b>02230000N</b>
Colour	<b>N ■ RAL9005</b>
Category	Accessories

Included 1 unit x lamp

#### DIMENSIONAL DRAWING





PRODUCT	
Model	Cord Accessory One Plane
Reference	<b>02240000N</b>
Colour	<b>N</b> ■ RAL9005
Category	Accessories

DIMENSIONAL DRAWING





Fuente de luz (LED) reemplazable por un profesional autorizado

Replaceable (LED only) light source by an authorized professional.

Source lumineuse (LED) remplaçable par un professionnel agréé

Sorgente luminosa (LED) sostituibile da parte di un professionista autorizzato

Austauschbare (LED) Lichtquelle durch einen autorisierten Fachmann



Equipo de control reemplazable por un profesional autorizado

Replaceable control gear by an authorized professional

Dispositif de commande remplaçable par un professionnel agréé

Alimentatore sostituibile da parte di un professionista autorizzato

Auswechselbares Betriebsgerät durch autorisierten Fachmann

INSTRUCCIONES PARA EL FINAL DE VIDA Y LA ELIMINACIÓN LOS COMPONENTES  
 INSTRUCTIONS ON END-OF-LIFE AND COMPONENT DISPOSAL  
 INSTRUCTIONS POUR LA GESTION DES COMPOSANTS EN FIN DE VIE ET LEUR MISE AU REBUT  
 ISTRUZIONI PER IL FINE VITA E LO SMALTIMENTO DEI COMPONENTI  
 ANWEISUNGEN ZUR ENTSORGUNG DER LEUCHTENKOMPONENTEN



Interrumpir la alimentación del aparato  
 Cut the power supply to the luminaire  
 Couper l'alimentation du luminaire  
 Interrompere l'alimentazione dell'apparecchio  
 Stromversorgung der Leuchte unterbrechen



Quitar la(s) fuente(s) de luz para el desecho  
 Remove light source(s) for disposal  
 Retirer la (les) source(s) lumineuse(s) pour l'élimination  
 Rimuovere la/le sorgente/e di luce per lo smaltimento  
 Lichtquelle(n) zur Entsorgung entfernen



Quitar la batería para el desecho  
 Remove the battery for decommissioning  
 Retirer la batterie pour sa mise au rebut  
 Rimuovere la batteria per la dismissione  
 Die Batterie ordnungsgemäß entsorgen



Quitar el equipo de control para el desecho  
 Remove control gear for disposal  
 Retirer le dispositif de commande pour l'élimination  
 Rimuovere l'alimentatore per lo smaltimento  
 Betriebsgerät zur Entsorgung ausbauen



Enviar los materiales a un centro de recogida RAEE  
 Send the materials to a WEEE collection centre  
 Envoyer les matériaux dans une déchetterie DEEE  
 Inviare i materiali ad un centro di raccolta RAEE  
 Die Materialien in einem WEEE-Zentrum entsorgen

