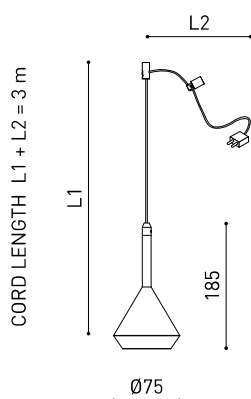




DIMENSIONS



ACCESSORIES



FANCY SHAPE BASE
(MANDATORY)



CORD ACCESSORY

Name	SPIN FANCY SHAPE 3M 40° 3000K MC
Reference	A4201011MC
Color	Metallized copper - Other colours, please consult
RAL	Electrolytic bath
Category	CUSTOM SYSTEMS

PRODUCT

Type	LED
Gross luminous flux	630 lm
Colour temperature	3000 K - Other K, please consult
Chromatic stability	MacAdam Step 2
Colour Rendering Index	CRI > 90
Power	6,5 W
Current	700 mA
Efficacy	97 lm/W
LED lifespan	L90B10 > 60.000h

LIGHT SOURCE

Lighting efficiency	84%
Light beam angle	40°

LIGHTING FIXTURE | PHOTOMETRIC DATA

Driver	Excluded
Power values of the system	6,5 W
Dimming	No Dim / DALI - Other DIM, please consult
Electrical insulation class	◆◆

LIGHTING FIXTURE | ELECTRICAL DATA

Sealing	IP20
Wireless control	Please Consult
Cord length	Max. 3 m
Fast adjustment tensioner	Yes
Weight	465 g
Packaged weight	601 g
Packaging dimensions	253 x 152 x 102 mm
Units per package	1
Materials	Aluminium / Polymethyl Methacrylate

OTHER DATA



Reduced dimensions, clear lines and a mechanized geometry combined in a pendant luminaire for accent lighting. Fancy Shape is a system that enables architects to configure and distribute the space's lighting with complete freedom, creating patterns and designs using a single light source with a surface-mounted base.

POLAR DIAGRAM



CONICAL DIAGRAM







FANCY SHAPE BASE

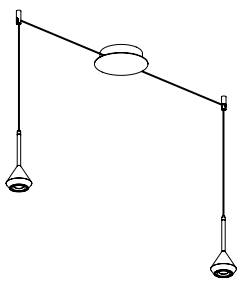
ARKOSLIGHT®

MANDATORY FOR INSTALLATION

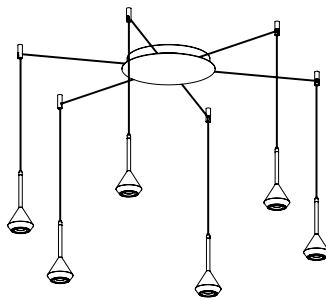


FANCY SHAPE BASES	n° Lamps	ON/OFF	A417-03-11 WT NT	 DALI	A417-03-12 WT NT	
FANCY SHAPE BASE 2 700 mA	1 to 2					Ø155
2 Equidistant Fixing Points						
FANCY SHAPE BASE 6 700 mA	3 to 6					
6 Equidistant Fixing Points						
FANCY SHAPE BASE 12 700 mA	7 to 12					
12 Equidistant Fixing Points						

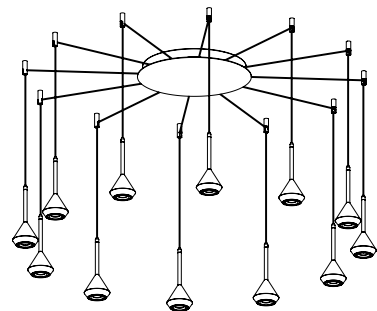
220
240 V~ |  |  INCL



Fancy Shape BASE
2 LAMPS



Fancy Shape BASE
6 LAMPS



Fancy Shape BASE
12 LAMPS



NT



WT

ATTENTION

Fancy Shape Base NT: Base and Cap in Black.

Fancy Shape Base WT: Black Base and White Cap.

Luminaire Cable: Black in all finishes.

Calle N · Pol. Ind. EL OLIVERAL
46394 Ribarroja del Turia · Valencia (Spain)
Tel. +34 961 667 207 · Fax +34 961 667 054
info@arkoslight.com · www.arkoslight.com





	PRODUCT
Model	Cord Accessory
Reference	02230000N
Colour	N ■ RAL9005
Category	Accessories

Included 1 unit x lamp

DIMENSIONAL DRAWING





	PRODUCT
Model	Cord Accessory One Plane
Reference	02240000N
Colour	N ■ RAL9005
Category	Accessories

DIMENSIONAL DRAWING





Fuente de luz (LED) reemplazable por un profesional autorizado
 Replaceable (LED only) light source by an authorized professional.
 Source lumineuse (LED) remplaçable par un professionnel agréé
 Sorgente luminosa (LED) sostituibile da parte di un professionista autorizzato
 Austauschbare (LED) Lichtquelle durch einen autorisierten Fachmann



Equipo de control reemplazable por un profesional autorizado
 Replaceable control gear by an authorized professional
 Dispositif de commande remplaçable par un professionnel agréé
 Alimentatore sostituibile da parte di un professionista autorizzato
 Auswechselbares Betriebsgerät durch autorisierten Fachmann

INSTRUCCIONES PARA EL FINAL DE VIDA Y LA ELIMINACIÓN LOS COMPONENTES
 INSTRUCTIONS ON END-OF-LIFE AND COMPONENT DISPOSAL
 INSTRUCTIONS POUR LA GESTION DES COMPOSANTS EN FIN DE VIE ET LEUR MISE AU REBUT
 ISTRUZIONI PER IL FINE VITA E LO SMALTIMENTO DEI COMPONENTI
 ANWEISUNGEN ZUR ENTSORGUNG DER LEUCHTENKOMPONENTEN



Interrumpir la alimentación del aparato
 Cut the power supply to the luminaire
 Couper l'alimentation du luminaire
 Interrompere l'alimentazione dell'apparecchio
 Stromversorgung der Leuchte unterbrechen



Quitar la(s) fuente(s) de luz para el desecho
 Remove light source(s) for disposal
 Retirer la (les) source(s) lumineuse(s) pour l'élimination
 Rimuovere la/le sorgente/e di luce per lo smaltimento
 Lichtquelle(n) zur Entsorgung entfernen



Quitar la batería para el desecho
 Remove the battery for decommissioning
 Retirer la batterie pour sa mise au rebut
 Rimuovere la batteria per la dismissione
 Die Batterie ordnungsgemäß entsorgen



Quitar el equipo de control para el desecho
 Remove control gear for disposal
 Retirer le dispositif de commande pour l'élimination
 Rimuovere l'alimentatore per lo smaltimento
 Betriebsgerät zur Entsorgung ausbauen

Enviar los materiales a un centro de recogida RAEE
 Send the materials to a WEEE collection centre
 Envoyer les matériaux dans une déchetterie DEEE
 Inviare i materiali ad un centro di raccolta RAEE
 Die Materialien in einem WEEE-Zentrum entsorgen

