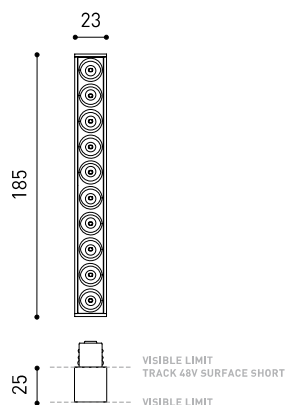




## GRÖÖE



## ZUBEHÖR



TRACK 48V OPTIONS

Name	BLACK FOSTER MICRO 48V 10 DIM DALI 2700K N
Artikelnummer	A4165020N
Farbe	Schwarz matt
RAL	9005
Kategorie	TRACKLIGHTS

Typ	LED
Bruttolichtstrom	1550 lm
Farbtemperatur	2700 K
Farbstabilität	MacAdam Step 3
Farbwiedergabeindex	CRI > 90
Leistung	14 W
Stromstärke	500 mA
Lichtausbeute	111 lm/W
Nutzlebensdauer der LED in Betriebsstunden	L90B10 > 60.000h

Leuchtenwirkungsgrad (LOR)	87%
Abstrahlwinkel	37°

Driver	Inklusiv
Leistungswerte des Systems	15,47 W
Spannung	48Vdc
Helligkeitssteuerung	DALI
Schutzklasse	III

Dichtigkeit	IP20
Wireless control	Bitte anfragen
Schiennentyp	Track 48V
Gewicht	140 g
Gewicht inkl. Verpackung	163 g
Abmessungen der Verpackung	220 x 48 x 49 mm
Stück pro Verpackung	1
Materialien	Aluminium / Acrylnitril-Butadien-Styrol / Polycarbonat

## PRODUKT

## LICHTQUELLE

## LEUCHE | PHOTOMETRISCHE DATEN

## LEUCHE | ELEKTRISCHE DATEN

## ANDERE DATEN

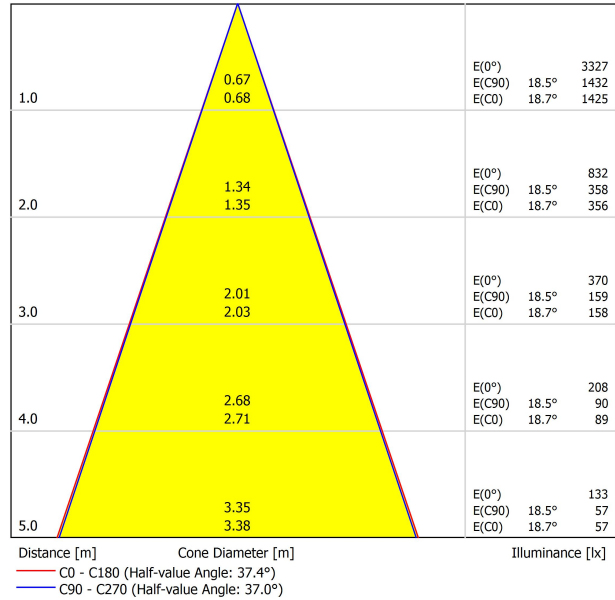


Foster Micro für Track 48V, das kompakteste Downlight mit dem Effekt „The Invisible Black“. Diese lineare Leuchte verfügt über eine ausgezeichnete Kontrolle des Lichtstrahls, dessen Strahlen die Leuchte nicht überfluten und direkt nach außen geleitet werden, ohne den Lampenschirm zu berühren. Darüber hinaus ermöglicht die kleine Bauweise die Integration von Modulen in die Systeme bei voller Integration.

POLAR-KOORDINATEN DIAGRAMM



KEGELDIAGRAMM



UGR

Glare Evaluation According to UGR											
ρ Ceiling		70	70	50	50	30	70	70	50	50	30
ρ Walls		50	30	50	30	30	50	30	50	30	30
ρ Floor		20	20	20	20	20	20	20	20	20	20
Room Size X Y		Viewing direction at right angles to lamp axis					Viewing direction parallel to lamp axis				
2H	2H	0.9	1.5	1.1	1.7	1.9	0.5	1.2	0.8	1.4	1.6
	3H	4.2	4.8	4.5	5.0	5.2	3.9	4.5	4.2	4.7	5.0
	4H	6.0	6.6	6.3	6.8	7.1	5.8	6.3	6.1	6.6	6.8
	6H	7.9	8.4	8.2	8.7	9.0	7.9	8.4	8.2	8.7	9.0
	8H	9.2	9.6	9.5	9.9	10.2	9.0	9.5	9.4	9.8	10.1
4H	2H	1.8	2.4	2.1	2.6	2.9	1.6	2.2	1.9	2.4	2.7
	3H	5.3	5.8	5.7	6.1	6.4	5.2	5.7	5.6	6.0	6.3
	4H	7.4	7.8	7.7	8.1	8.4	7.2	7.6	7.5	7.9	8.2
	6H	9.5	9.8	9.9	10.2	10.6	9.5	9.8	9.9	10.2	10.6
	8H	10.8	11.1	11.3	11.5	11.9	10.8	11.0	11.2	11.4	11.8
8H	2H	12.4	12.6	12.8	13.0	13.4	12.3	12.5	12.7	12.9	13.4
	4H	8.2	8.5	8.6	8.8	9.2	8.0	8.3	8.4	8.7	9.1
	6H	10.6	10.8	11.1	11.2	11.7	10.6	10.8	11.1	11.2	11.7
	8H	12.1	12.3	12.6	12.7	13.2	12.0	12.2	12.5	12.7	13.1
	12H	13.8	14.0	14.3	14.5	14.9	13.8	13.9	14.3	14.4	14.9
12H	4H	8.4	8.7	8.8	9.1	9.5	8.3	8.5	8.7	8.9	9.3
	6H	10.9	11.1	11.4	11.6	12.0	10.9	11.1	11.4	11.6	12.0
	8H	12.6	12.7	13.0	13.2	13.7	12.5	12.6	13.0	13.1	13.6
Variation of the observer position for the luminaire distances S											
S = 1.0H		+3.5 / -1.3					+3.6 / -1.3				
S = 1.5H		+6.0 / -1.6					+6.0 / -1.6				
S = 2.0H		+8.0 / -1.7					+8.0 / -1.9				
Standard table Correction Summand		---					---				
Corrected Glare Indices referring to 1550lm Total Luminous Flux											



## TRACK 48V TRIMLESS

TRACK 48V TRIMLESS 1m	A338-01-00-   N   WT
TRACK 48V TRIMLESS 2m	A338-02-00-   N   WT
TRACK 48V TRIMLESS 3m	A338-03-00-   N   WT
TRACK 48V TRIMLESS Corner 90° One Plane	A338-06-00-   N   WT
TRACK 48V TRIMLESS Corner 90° Two Planes	A338-07-00-   N   WT

PLASTERBOARD CEILING, MANDATORY THICKNESS 12,5mm.  
RECOMMENDED FOR INSTALLATIONS WHERE THE PROFILE CAN BE  
INSTALLED BEFORE THE FALSE PLASTERBOARD CEILING.



TRIMLESS INSTALLATION GUIDE  
<https://youtu.be/tgGsQdaYe-w>



## TRACK 48V SURFACE

TRACK 48V SURFACE 1m	A338-11-00-   NT   WT
TRACK 48V SURFACE 2m	A338-12-00-   NT   WT
TRACK 48V SURFACE 3m	A338-13-00-   NT   WT
TRACK 48V SURFACE Corner 90° One Plane	A338-14-00-   NT   WT



### TRACK 48V TRIMLESS Corner 90° One Plane



\*Electrical connection not included

### TRACK 48V TRIMLESS Corner 90° Two Planes



\*Electrical connection not included

### TRACK 48V SURFACE Corner 90° One Plane



Electrical connection not included  
Straight joiner included



### DROP VOLTAGE TABLE

POWER [W]	CABLE SECTION [mm <sup>2</sup> ]	CABLE LENGTH (m)			
		5	10	20	30
100	0,75	50	50	X	X
	1,5	50	50	40	25
150	0,75	40	15	X	X
	1,5	50	40	20	X

	P	V	D	
CONSTANT VOLTAGE LED POWER SUPPLY	0434-01-61*   N	100W	48V	298 x 16 x 19 mm
	0434-01-62	150W	48V	350 x 30 x 18 mm

220 V<sub>-</sub>  
240

\*To be installed inside the track.



COLOUR | N ■ RAL 9005 | NT ■ RAL 9005 | WT □ RAL 9016 |

ALL 48V TRACK



Live-End Connector 48V  
A338-00-01- | W | N |



Central Connector 48V  
A338-00-02- | W | N |



L-JOINT Connector 48V  
A338-00-12- | W | N |



Wireless Control 48V  
0434-01-31- | W | N | Casambi/AAG Stucchi App



Corner 90° Connector One Plane 48V  
A338-00-24- | W | N |

\*Not suitable for trimless version



Cover Gap 1m 48V  
A338-00-30- | N | W |

TRIMLESS 48V



Trimless T-Bracket 48V  
A338-00-03



Trimless Clamp for M6 ROD 48V  
A338-00-09  
\*See accessories quantities



Trimless Long T-Bracket 48V  
A338-00-04



Trimless Track Clamp 48V  
A338-00-10  
\*See accessories quantities



Trimless Straight Joiner 48V (2 Units)  
A338-00-05- | WT | N |



Trimless Suspension Kit 48V  
A338-00-08  
\*See accessories quantities



Trimless Plaster Installation Guard 1m 48V  
A338-00-21

**\* SUGGESTED MOUNTING ACCESSORIES QUANTITIES**  
1000mm - 2 Pcs.  
2000mm - 3 Pcs.  
3000mm - 4 Pcs.

COLOUR | N ■ RAL 9005 | W □ RAL 9016 | NT ■ RAL 9005 | WT □ RAL 9016 |

## TRIMLESS, SURFACE & SUSPENSION 48V



### End 48V

A338-00-06- | WT | NT |



### End feed 48V

A338-00-07- | WT | NT |

## SURFACE, SUSPENSION 48V



### Surface Straight Joiner 48V

A338-00-11

## SURFACE 48V



### TRACK 48V Power Supply Case

A338-00-29- | NT | WT | 150 W

220 V - 240 V - INCL

\*To be installed aside 48V Surface Tracks

## SUSPENSION 48V



### Wired Power Supply Case 48V

A338-00-25- | NT | WT | 150 W NO DIM

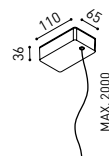
A338-00-26- | NT | WT | 150 W DIM

220 V - 240 V - INCL



### Suspension Kit 48V (2 units)

A338-00-15- | WT | NT |



### Suspension Feed Kit 48V

A338-00-16- | W | N | NO DIM

A338-00-17- | W | N | DIM

For remote power supply

A338-00-27- | W | N | NO DIM

A338-00-28- | W | N | DIM

For power supply inside the track

## WIRE TRIMLESS ACCESSORIES



### FEED

#### MAINS TRIMLESS\*

A023-00-01- | W | N | NO DIM

#### MAINS THICK TRIMLESS\*

A023-00-02- | W | N | DIM

REMOTE INCL Ø20



### FASTENING

#### STEEL CABLE TRIMLESS\*

A023-00-05- | W | N |

INCL Ø20


MAINS TRIMLESS



MAINS THICK TRIMLESS



STEEL CABLE TRIMLESS



\* AS MANY PIECES AS NEEDED ACCORDING TO YOUR PRODUCT

COLOUR | N ■ RAL 9005 | W □ RAL 9016 | NT ■ RAL 9005 | WT □ RAL 9016 |



Fuente de luz (LED) reemplazable por un profesional autorizado

Replaceable (LED only) light source by an authorized professional.

Source lumineuse (LED) remplaçable par un professionnel agréé

Sorgente luminosa (LED) sostituibile da parte di un professionista autorizzato

Austauschbare (LED) Lichtquelle durch einen autorisierten Fachmann



Equipo de control reemplazable por un profesional autorizado

Replaceable control gear by an authorized professional

Dispositif de commande remplaçable par un professionnel agréé

Alimentatore sostituibile da parte di un professionista autorizzato

Auswechselbares Betriebsgerät durch autorisierten Fachmann

INSTRUCCIONES PARA EL FINAL DE VIDA Y LA ELIMINACIÓN LOS COMPONENTES  
 INSTRUCTIONS ON END-OF-LIFE AND COMPONENT DISPOSAL  
 INSTRUCTIONS POUR LA GESTION DES COMPOSANTS EN FIN DE VIE ET LEUR MISE AU REBUT  
 ISTRUZIONI PER IL FINE VITA E LO SMALTIMENTO DEI COMPONENTI  
 ANWEISUNGEN ZUR ENTSORGUNG DER LEUCHTENKOMPONENTEN



Interrumpir la alimentación del aparato  
 Cut the power supply to the luminaire  
 Couper l'alimentation du luminaire  
 Interrompere l'alimentazione dell'apparecchio  
 Stromversorgung der Leuchte unterbrechen



Quitar la(s) fuente(s) de luz para el desecho  
 Remove light source(s) for disposal  
 Retirer la (les) source(s) lumineuse(s) pour l'élimination  
 Rimuovere la/le sorgente/e di luce per lo smaltimento  
 Lichtquelle(n) zur Entsorgung entfernen



Quitar la batería para el desecho  
 Remove the battery for decommissioning  
 Retirer la batterie pour sa mise au rebut  
 Rimuovere la batteria per la dismissione  
 Die Batterie ordnungsgemäß entsorgen



Quitar el equipo de control para el desecho  
 Remove control gear for disposal  
 Retirer le dispositif de commande pour l'élimination  
 Rimuovere l'alimentatore per lo smaltimento  
 Betriebsgerät zur Entsorgung ausbauen



Enviar los materiales a un centro de recogida RAEE  
 Send the materials to a WEEE collection centre  
 Envoyer les matériaux dans une déchetterie DEEE  
 Inviare i materiali ad un centro di raccolta RAEE  
 Die Materialien in einem WEEE-Zentrum entsorgen

