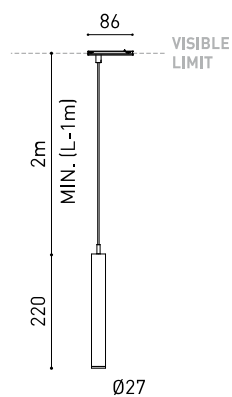




### DIMENSIONI



### ACCESSORI



CORD ACCESSORY



MINIMAL TRACK OPTIONS

### PREMI



red dot winner 2020  
innovative product  
& lighting design



Bronze Delta  
ADI Awards 2020



HONORABLE MENTION  
EUROPEAN  
PRODUCT  
DESIGN  
AWARD



WINNER  
2020



archiproducts  
DESIGN AWARDS  
WINNER 2020



PREMIO  
ADCV  
2022  
ORO

|           |                               |
|-----------|-------------------------------|
| Nome      | STICK 22 24V 2M SPOT 2700K MG |
| Articolo  | A4100110MG                    |
| Colore    | Oro metallizzato              |
| RAL       | Bagno elettrolitico           |
| Categoria | TRACKLIGHTS                   |

### PRODOTTO

STICK 22 24V 2M SPOT 2700K MG

A4100110MG

Oro metallizzato

Bagno elettrolitico

TRACKLIGHTS

### SORGENTE DI LUCE

|                                  |                   |
|----------------------------------|-------------------|
| Tipo                             | LED               |
| Flusso luminoso lordo            | 440 lm            |
| Temperatura di colore            | 2700 K            |
| Stabilità cromatica              | MacAdam Step 2    |
| Indice di Riproduzione Cromatica | CRI > 90          |
| Potenza                          | 4,5 W             |
| Corrente                         | 400 mA            |
| Efficienza                       | 98 lm/W           |
| Ore di vita del LED              | L90B10 > 108.000h |

### APPARECCHIO | DATI FOTOMETRICI

|                           |     |
|---------------------------|-----|
| Efficienza luminosa       | 84% |
| Angolo del fascio di luce | 18° |

### APPARECCHIO | DATI ELETTRICI

|                                |         |
|--------------------------------|---------|
| Driver                         | Incluso |
| Valori di potenza del sistema  | 5,14 W  |
| Tensione                       | 24Vdc   |
| Regolazione                    | No Dim  |
| Classe di isolamento elettrico | II      |

### ALTRI DATI

|                              |  |
|------------------------------|--|
| Tenuta stagna                | IP20   |
| Wireless control             | Consultare   |
| Lunghezza del cavo           | Max. 2 m   |
| Tipo di binario              | Minimal Track  |
| Peso                         | 195 g  |
| Peso compresso l'imballaggio | 330 g  |
| Dimensioni dell'imballaggio  | 384 x 175 x 78 mm  |
| Unità per imballaggio        | 1  |
| Materiali                    | Alluminio / Acrilnitrile Butadiene Stirene / Policarbonato |

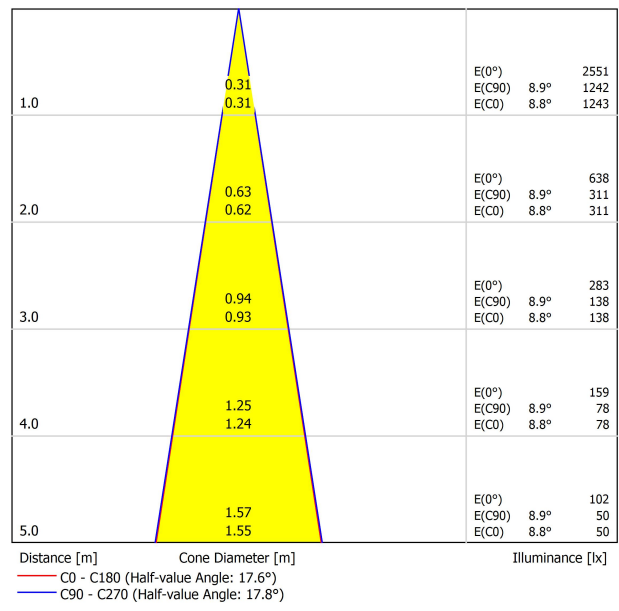


Stick è una lampada concepita per l'illuminazione d'accento, che sottolinea la verticalità dello spazio in cui viene applicata. La leggera galleggiabilità di un oggetto di design così leggero è una delle sue maggiori attrazioni.

DIAGRAMMA DI ABBAGLIAMENTO POLARE



DIAGRAMMA CONICO



GUÍA DE INSTALACIÓN

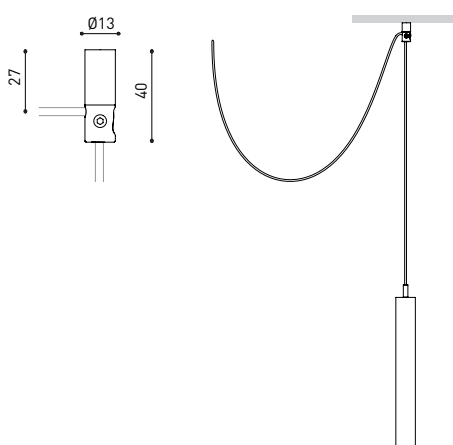


<https://youtu.be/KnedjbKp7oo>



|           | PRODUCT        |
|-----------|----------------|
| Model     | Cord Accessory |
| Reference | 02230000N      |
| Colour    | N ■ RAL9005    |
| Category  | Accessories    |

## DIMENSIONAL DRAWING





**MINIMAL TRACK 24V Profile 2m** A384-02-00- | N | WT |



**MINIMAL TRACK 24V Rubber Cable n x 1m** A384-00-01- | N |

n = Total Length of System.

24V | Max. 4A

**MINIMAL TRACK 24V Corner 90° 1 Plane**

A384-00-02- | N | WT |

Cable Length = 35mm.



**MINIMAL TRACK 24V Corner 90° 1 Plane Rounded**

A384-00-03- | N | WT |

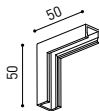
Cable Length = 35mm.



**MINIMAL TRACK 24V Corner 90° 2 Planes**

A384-00-04- | N | WT |

Cable Length = 100mm.



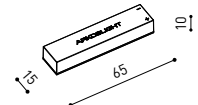
**MINIMAL TRACK 24V End Cap**

A384-00-05- | N | WT |



**MINIMAL TRACK 24V Connection Box**

A384-00-06- | N | WT |



|   |        |                       | P    | V   | D [A x B x C]   |
|---|--------|-----------------------|------|-----|-----------------|
| <b>MINIMAL TRACK 24V Power Supply Box</b> | ON/OFF | A384-00-07-   NT   WT | 40W  | 24V | 280 x 30 x 24mm |
|   |        | A384-00-08-   NT   WT | 100W | 24V | 280 x 30 x 24mm |

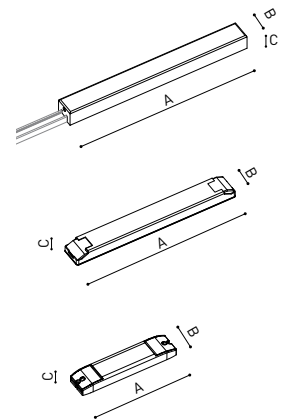
220-240 V~ | Included ON/OFF 24Vdc Power Supply.

|  |        |            |      |     |                 |
|--|--------|------------|------|-----|-----------------|
| <b>MINIMAL TRACK 24V Remote Power Supply</b> | ON/OFF | 0434-01-37 | 60W  | 24V | 180 x 52 x 30mm |
|  |        | 0433-10-22 | 100W | 24V | 295 x 43 x 30mm |

220-240 V~

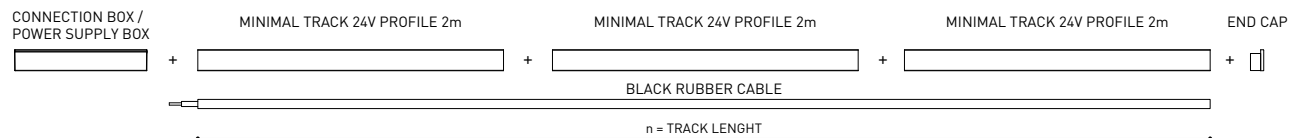
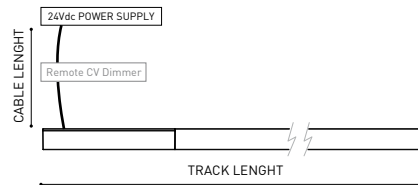
|   |  |            |             |     |                 |
|---|--|------------|-------------|-----|-----------------|
| <b>MINIMAL TRACK 24V Remote Constant Voltage Dimmer</b> |  | 0433-01-32 | DALI / Push | 24V | 181 x 42 x 20mm |
|   |  | 0433-01-33 | CASAMBI     | 24V | 172 x 42 x 20mm |
|   |  | 0434-01-64 | WIFI        | 24V | 105 x 44 x 23mm |

24V



**DROP VOLTAGE TABLE**

| POWER [W] | CABLE SECTION [mm²] | CABLE LENGTH [m] |     |     |     |
|-----------|---------------------|------------------|-----|-----|-----|
|           |                     | <5               | <10 | <20 | <30 |
| 40        | 0,75                | 30               | 30  | 30  | 30  |
|           | 1,5                 | 30               | 30  | 30  | 30  |
| 60        | 0,75                | 30               | 30  | 20  | 10  |
|           | 1,5                 | 30               | 30  | 30  | 20  |
| 100       | 0,75                | 20               | 10  | X   | X   |
|           | 1,5                 | 20               | 20  | 10  | X   |



COLOUR | N ■ | NT ■ | WT □ |

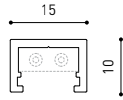
DIM OPTIONS PLEASE CONSULT

INSTALLATION GUIDE  
<https://youtu.be/KnedJbKp7oo>



# MINIMAL TRACK SUSPENSION

ARKOSLIGHT



## MINIMAL TRACK 24V Suspension

### Profile 2m

A384-02-00- | N | WT |

### Profile 2m Initial feed kit

A400-02-10- | N | WT |

### Profile 2m Middle feed kit\*

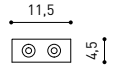
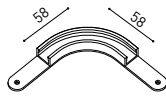
A400-02-20- | N | WT |

\* Unidirectional Middle Feed.

## MINIMAL TRACK 24V Suspension Corner 90°

A400-00-03- | N | WT |

Cable Length = 85mm.



## MINIMAL TRACK 24V Suspension

### Rubber Cable n x 1m

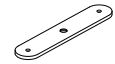
A400-00-01- | N |

n = Total Length of System.

24V | Max. 4A

## MINIMAL TRACK 24V Suspension Straight Joiner

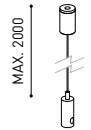
A400-00-02- | N | WT |



## MINIMAL TRACK 24V Suspension Kit

A400-02-04- | N | WT |

Max distance between suspension kits = 100 cm.



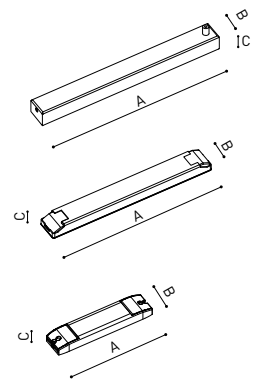
## MINIMAL TRACK 24V Suspension End Caps

A400-00-05- | N | WT |

Two End Caps Included.



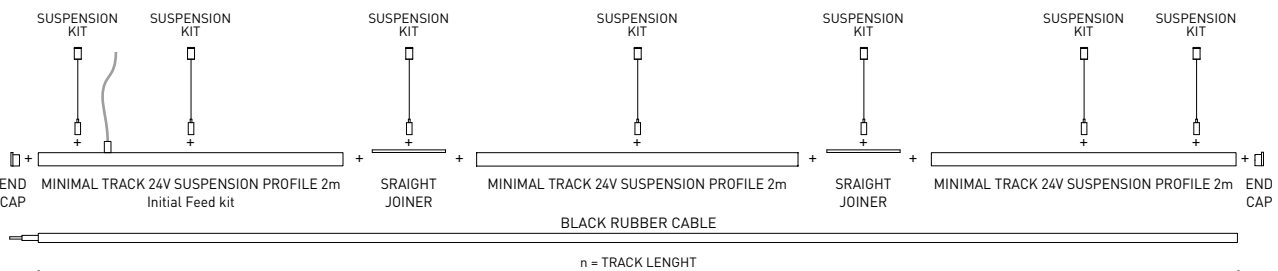
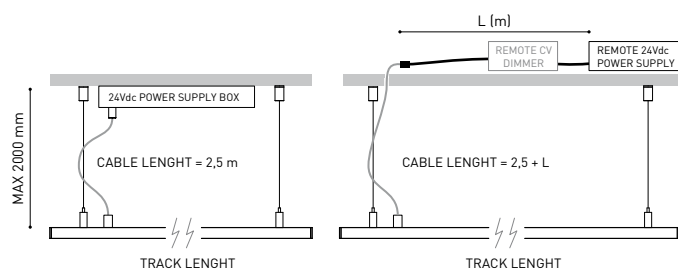
|  |        |                       | P           | V   | D (A x B x C)   |
|--|--------|-----------------------|-------------|-----|-----------------|
| MINIMAL TRACK 24V Suspension Power Supply Box    | ON/OFF | A400-00-06-   NT   WT | 40W         | 24V | 280 x 30 x 36mm |
|  |        | A400-00-07-   NT   WT | 100W        | 24V | 280 x 30 x 36mm |
| 220 V~   Included ON/OFF 24Vdc Power Supply.     |        |                       |             |     |                 |
| MINIMAL TRACK 24V Remote Power Supply            | ON/OFF | 0434-01-37            | 60W         | 24V | 180 x 52 x 30mm |
|  |        | 0433-10-22            | 100W        | 24V | 295 x 43 x 30mm |
| 220 V~   |        |                       |             |     |                 |
| MINIMAL TRACK 24V Remote Constant Voltage Dimmer |        | 0433-01-32            | DALI / Push | 24V | 181 x 42 x 20mm |
|  |        | 0433-01-33            | CASAMBI     | 24V | 172 x 42 x 20mm |
|  |        | 0434-01-64            | WIFI        | 24V | 105 x 44 x 23mm |



24V

## DROP VOLTAGE TABLE

| POWER (W) | CABLE SECTION (mm <sup>2</sup> ) | CABLE LENGTH (m) |     |     |     |
|-----------|----------------------------------|------------------|-----|-----|-----|
|           |                                  | <5               | <10 | <20 | <30 |
| 40        | 0,75                             | 30               | 30  | 30  | 30  |
|           | 1,5                              | 30               | 30  | 30  | 30  |
| 60        | 0,75                             | 30               | 30  | 20  | 10  |
|           | 1,5                              | 30               | 30  | 30  | 20  |
| 100       | 0,75                             | 20               | 10  | X   | X   |
|           | 1,5                              | 20               | 20  | 10  | X   |



COLOUR | N ■ | NT ■ | WT □ |

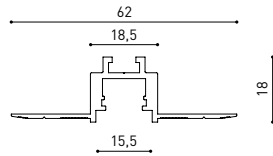
DIM OPTIONS PLEASE CONSULT

Calle N · Pol. Ind. EL OLIVERAL  
46394 Ribarroja del Turia · Valencia (Spain)  
Tel. +34 961 667 207 · Fax +34 961 667 054  
info@arkoslight.com · www.arkoslight.com

5Year  
GUARANTEE

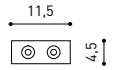
# MINIMAL TRACK TRIMLESS

# ARKOSLIGHT



## MINIMAL TRACK 24V Trimless

Profile 2m A467-02-00- | N |



## MINIMAL TRACK 24V Trimless

Rubber Cable n x 1m A467-00-01- | N |

n = Total Length of System.

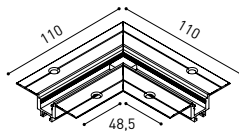
24V | Max. 4A

## MINIMAL TRACK 24V Trimless

Corner 90° 1 Plane

A467-00-02- | N |

Cable Length = 140mm.



## MINIMAL TRACK 24V Trimless

Corner 90° 1 Plane Connector

A467-00-03- | N |

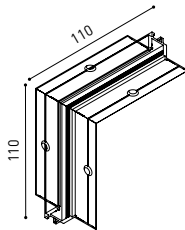


## MINIMAL TRACK 24V Trimless

Corner 90° 2 Planes

A467-00-04- | N |

Cable Length = 200mm.



## MINIMAL TRACK 24V Trimless

End Caps

A467-00-05- | N |

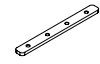
Two End Caps Included



## MINIMAL TRACK 24V Trimless

Straight Joiner

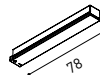
A467-00-06



## MINIMAL TRACK 24V Trimless

Connection Box

A467-00-07- | N |



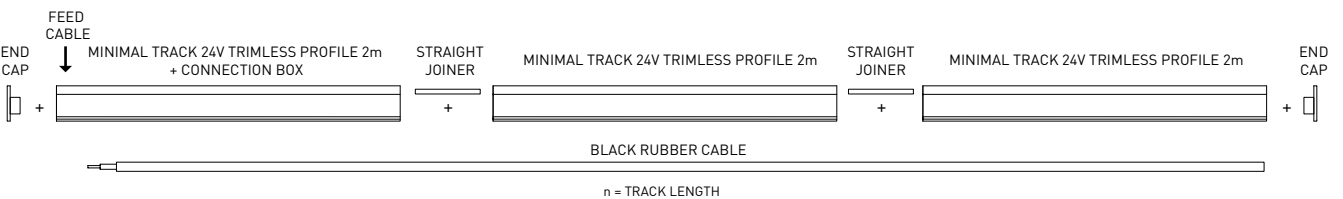
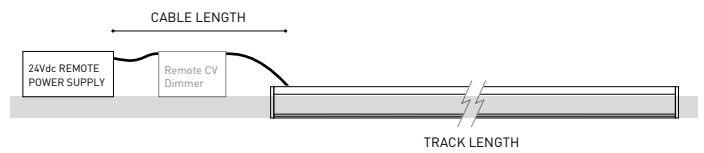
|   |        | P          | V           | D (A x B x C) |                 |
|---|--------|------------|-------------|---------------|-----------------|
| <b>MINIMAL TRACK 24V Remote Power Supply</b>            | ON/OFF | 0434-01-37 | 60W         | 24V           | 180 x 52 x 30mm |
|   |        | 0433-10-22 | 100W        | 24V           | 295 x 43 x 30mm |
| <b>MINIMAL TRACK 24V Remote Constant Voltage Dimmer</b> |        | 0433-01-32 | DALI / Push | 24V           | 181 x 42 x 20mm |
|   |        | 0433-01-33 | CASAMBI     | 24V           | 172 x 42 x 20mm |
|   |        | 0434-01-64 | WIFI        | 24V           | 105 x 44 x 23mm |

24V

## DROP VOLTAGE TABLE

| POWER (W) | CABLE SECTION (mm <sup>2</sup> ) | CABLE LENGTH (m) |     |     |     |
|-----------|----------------------------------|------------------|-----|-----|-----|
|           |                                  | <5               | <10 | <20 | <30 |
| 60        | 0,75                             | 30               | 30  | 20  | 10  |
|           | 1,5                              | 30               | 30  | 30  | 20  |
| 100       | 0,75                             | 20               | 10  | X   | X   |
|           | 1,5                              | 20               | 20  | 10  | X   |

Reduce 5 meters per each 'Corner 90° 1 Plane CONNECTOR' used.



COLOUR | N ■ |

DIM OPTIONS PLEASE CONSULT

INSTALLATION GUIDE  
<https://youtu.be/KnedJbKp7oo>



Calle N · Pol. Ind. EL OLIVERAL  
 46394 Ribarroja del Turia · Valencia (Spain)  
 Tel. +34 961 667 207 · Fax +34 961 667 054  
 info@arkoslight.com · www.arkoslight.com





| PRODUCT   |   |
|-----------|---|
| Model     | Coaxial Trimless  |
| Reference | A023-00-03-   W   N   |
| Colour    | W <input type="checkbox"/> RAL 9016   N <input type="checkbox"/> RAL 9005   |
| Category  | Accessories   |
|           | Fasteners not available   |
|           |  REMOTE  INCL  Ø20 |

### DIMENSIONAL DRAWING



Wire Trimless Accessory è una collezione di accessori che permettono di installare i tenditori e i cavi degli apparecchi a sospensione di Arkoslight direttamente al soffitto, senza rosone né fissaggio a vista. In questo modo si ottiene un'applicazione minimalista e visibilmente pulita nello spazio.

Con i Wire Trimless Accessory gli elementi adiacenti al soffitto del prodotto standard (rosone, fissaggi, scatole di driver...) si nascondono mediante una semplice applicazione ad incasso.

Wire Trimless Accessory riduce il peso visivo dell'impianto e crea un'estetica estremamente minimalista. I cavi nascono dal materiale al soffitto come parte della struttura. Questo dettaglio crea una disposizione molto più pura ed essenziale, soprattutto nelle composizioni di varie unità.



Fuente de luz (LED) reemplazable por un profesional autorizado

Replaceable (LED only) light source by an authorized professional.

Source lumineuse (LED) remplaçable par un professionnel agréé

Sorgente luminosa (LED) sostituibile da parte di un professionista autorizzato

Austauschbare (LED) Lichtquelle durch einen autorisierten Fachmann



Equipo de control reemplazable por un profesional autorizado

Replaceable control gear by an authorized professional

Dispositif de commande remplaçable par un professionnel agréé

Alimentatore sostituibile da parte di un professionista autorizzato

Auswechselbares Betriebsgerät durch autorisierten Fachmann

INSTRUCCIONES PARA EL FINAL DE VIDA Y LA ELIMINACIÓN LOS COMPONENTES  
 INSTRUCTIONS ON END-OF-LIFE AND COMPONENT DISPOSAL  
 INSTRUCTIONS POUR LA GESTION DES COMPOSANTS EN FIN DE VIE ET LEUR MISE AU REBUT  
 ISTRUZIONI PER IL FINE VITA E LO SMALTIMENTO DEI COMPONENTI  
 ANWEISUNGEN ZUR ENTSORGUNG DER LEUCHTENKOMPONENTEN



Interrumpir la alimentación del aparato  
 Cut the power supply to the luminaire  
 Couper l'alimentation du luminaire  
 Interrompere l'alimentazione dell'apparecchio  
 Stromversorgung der Leuchte unterbrechen



Quitar la(s) fuente(s) de luz para el desecho  
 Remove light source(s) for disposal  
 Retirer la (les) source(s) lumineuse(s) pour l'élimination  
 Rimuovere la/le sorgente/e di luce per lo smaltimento  
 Lichtquelle(n) zur Entsorgung entfernen



Quitar la batería para el desecho  
 Remove the battery for decommissioning  
 Retirer la batterie pour sa mise au rebut  
 Rimuovere la batteria per la dismissione  
 Die Batterie ordnungsgemäß entsorgen



Quitar el equipo de control para el desecho  
 Remove control gear for disposal  
 Retirer le dispositif de commande pour l'élimination  
 Rimuovere l'alimentatore per lo smaltimento  
 Betriebsgerät zur Entsorgung ausbauen



Enviar los materiales a un centro de recogida RAEE  
 Send the materials to a WEEE collection centre  
 Envoyer les matériaux dans une déchetterie DEEE  
 Inviare i materiali ad un centro di raccolta RAEE  
 Die Materialien in einem WEEE-Zentrum entsorgen

