



### DIMENSIONS



### ACCESSORIES



MINIMAL TRACK OPTIONS

### AWARDS



reddot winner 2020  
innovative product  
& lighting design



Bronze Delta  
ADI Awards 2020



HONORABLE MENTION  
EUROPEAN  
PRODUCT  
DESIGN  
AWARD



WINNER  
2020



archiproducts  
DESIGN AWARDS  
WINNER 2020



PREMIO  
ADCV  
2022  
ORO

### PRODUCT

|           |                              |
|-----------|------------------------------|
| Name      | FIT 27 24V 2 MEDIUM 3000K WT |
| Reference | A3991021WT                   |
| Color     | Textured white               |
| RAL       | 9016                         |
| Category  | TRACKLIGHTS                  |

### LIGHT SOURCE

|                        |                   |
|------------------------|-------------------|
| Type                   | LED               |
| Gross luminous flux    | 560 lm            |
| Colour temperature     | 3000 K            |
| Chromatic stability    | MacAdam Step 2    |
| Colour Rendering Index | CRI > 90          |
| Power                  | 5,5 W             |
| Current                | 500 mA            |
| Efficacy               | 102 lm/W          |
| LED lifespan           | L90B10 > 108.000h |

### LIGHTING FIXTURE | PHOTOMETRIC DATA

|                     |     |
|---------------------|-----|
| Lighting efficiency | 82% |
| Light beam angle    | 31° |

### LIGHTING FIXTURE | ELECTRICAL DATA

|                             |          |
|-----------------------------|----------|
| Driver                      | Included |
| Power values of the system  | 6,34 W   |
| Voltage                     | 24Vdc    |
| Dimming                     | No Dim   |
| Electrical insulation class | II       |

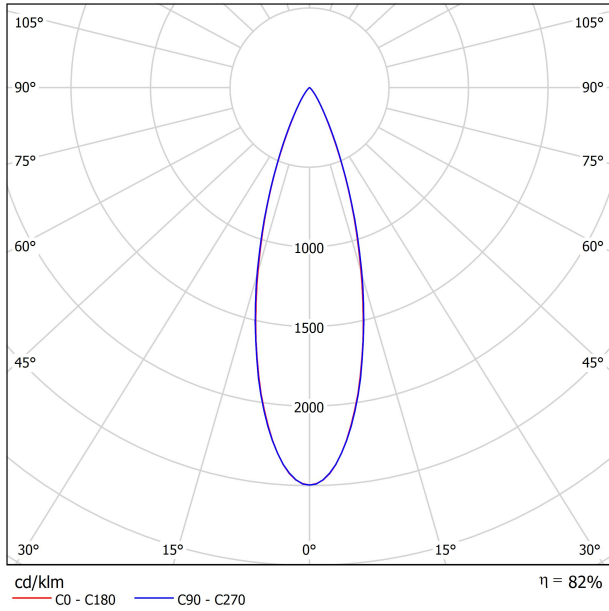
### OTHER DATA

|                      |                           |
|----------------------|---------------------------|
| Sealing              | IP20                      |
| Wireless control     | Please Consult            |
| Swivel angle         | 90°                       |
| Rotation angle       | 355°                      |
| Track type           | Minimal Track             |
| Weight               | 75 g                      |
| Packaged weight      | 115 g                     |
| Packaging dimensions | 113 x 111 x 32 mm         |
| Units per package    | 1                         |
| Materials            | Aluminium / Polycarbonate |

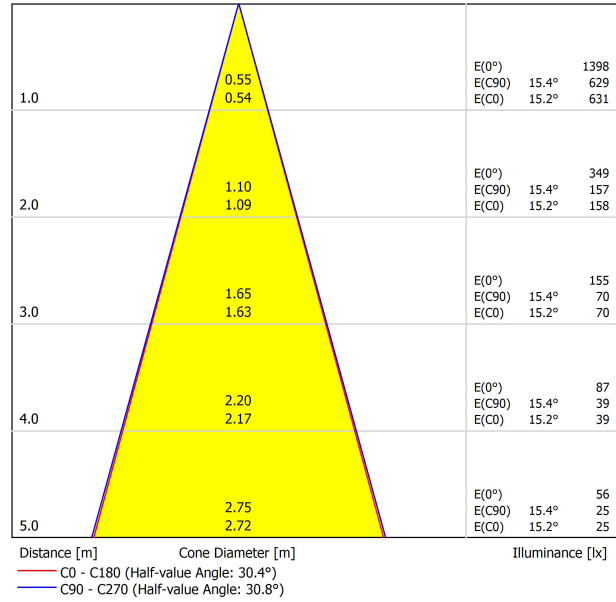


Fit 27 24V is a projector for the Minimal Track system. Cylindrical geometry and essential forms, it stands out for its minimalistic looking and its functionality as it can be orientated in any direction. The black perimeter around its mouth highlights its anti-glare vocation.

POLAR DIAGRAM



CONICAL DIAGRAM



GUÍA DE INSTALACIÓN



<https://youtu.be/KnedjbKp7oo>



**MINIMAL TRACK 24V Profile 2m** A384-02-00- | N | WT |



**MINIMAL TRACK 24V Rubber Cable n x 1m** A384-00-01- | N |

n = Total Length of System.

24V | Max. 4A

**MINIMAL TRACK 24V Corner 90° 1 Plane**

A384-00-02- | N | WT |

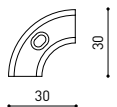
Cable Length = 35mm.



**MINIMAL TRACK 24V Corner 90° 1 Plane Rounded**

A384-00-03- | N | WT |

Cable Length = 35mm.



**MINIMAL TRACK 24V Corner 90° 2 Planes**

A384-00-04- | N | WT |

Cable Length = 100mm.



**MINIMAL TRACK 24V End Cap**

A384-00-05- | N | WT |



**MINIMAL TRACK 24V Connection Box**

A384-00-06- | N | WT |



|   |        |                       | P    | V   | D [A x B x C]   |
|---|--------|-----------------------|------|-----|-----------------|
| <b>MINIMAL TRACK 24V Power Supply Box</b> | ON/OFF | A384-00-07-   NT   WT | 40W  | 24V | 280 x 30 x 24mm |
|   |        | A384-00-08-   NT   WT | 100W | 24V | 280 x 30 x 24mm |

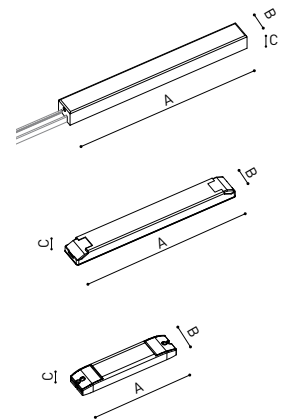
220  
240 V~ | Included ON/OFF 24Vdc Power Supply.

|  |        |            |      |     |                 |
|--|--------|------------|------|-----|-----------------|
| <b>MINIMAL TRACK 24V Remote Power Supply</b> | ON/OFF | 0434-01-37 | 60W  | 24V | 180 x 52 x 30mm |
|  |        | 0433-10-22 | 100W | 24V | 295 x 43 x 30mm |

220  
240 V~

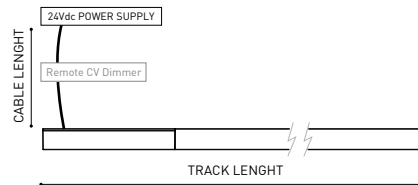
| <b>MINIMAL TRACK 24V Remote Constant Voltage Dimmer</b> |         | [Dimmer Icon] | D [A x B x C]   |             |         |
|---|---------|---------------|-----------------|-------------|---------|
|   |         |               | Code            | Power       | Voltage |
|   |         |               | 0433-01-32      | DALI / Push | 24V     |
| 0433-01-33  | CASAMBI | 24V           | 172 x 42 x 20mm |             |         |
| 0434-01-64  | WIFI    | 24V           | 105 x 44 x 23mm |             |         |

24V



**DROP VOLTAGE TABLE**

| POWER [W] | CABLE SECTION [mm²] | CABLE LENGTH [m] |     |     |     |
|-----------|---------------------|------------------|-----|-----|-----|
|           |                     | TRACK LENGTH [m] |     |     |     |
|           |                     | <5               | <10 | <20 | <30 |
| 40        | 0,75                | 30               | 30  | 30  | 30  |
|           | 1,5                 | 30               | 30  | 30  | 30  |
| 60        | 0,75                | 30               | 30  | 20  | 10  |
|           | 1,5                 | 30               | 30  | 30  | 20  |
| 100       | 0,75                | 20               | 10  | X   | X   |
|           | 1,5                 | 20               | 20  | 10  | X   |



COLOUR | N ■ | NT ■ | WT □ |

[Dimmer Icon] DIM OPTIONS PLEASE CONSULT

INSTALLATION GUIDE  
<https://youtu.be/KnedJbKp7oo>



# MINIMAL TRACK SUSPENSION

ARKOSLIGHT



## MINIMAL TRACK 24V Suspension

Profile 2m

A384-02-00- | N | WT |

Profile 2m Initial feed kit

A400-02-10- | N | WT |

Profile 2m Middle feed kit\*

A400-02-20- | N | WT |

\* Unidirectional Middle Feed.

## MINIMAL TRACK 24V Suspension Corner 90°

A400-00-03- | N | WT |

Cable Length = 85mm.



## MINIMAL TRACK 24V Suspension

Rubber Cable n x 1m

A400-00-01- | N |

n = Total Length of System.

24V | Max. 4A

## MINIMAL TRACK 24V Suspension Straight Joiner

A400-00-02- | N | WT |

## MINIMAL TRACK 24V Suspension Kit

A400-02-04- | N | WT |

Max distance between suspension kits = 100 cm.

## MINIMAL TRACK 24V Suspension End Caps

A400-00-05- | N | WT |

Two End Caps Included.



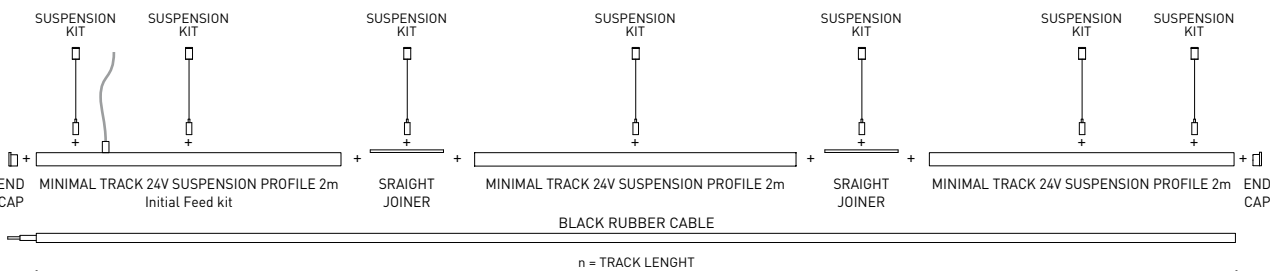
|  |        |                       | P           | V   | D (A x B x C)   |
|--|--------|-----------------------|-------------|-----|-----------------|
| MINIMAL TRACK 24V Suspension Power Supply Box    | ON/OFF | A400-00-06-   NT   WT | 40W         | 24V | 280 x 30 x 36mm |
|  |        | A400-00-07-   NT   WT | 100W        | 24V | 280 x 30 x 36mm |
| 220 V~   Included ON/OFF 24Vdc Power Supply.     |        |                       |             |     |                 |
| MINIMAL TRACK 24V Remote Power Supply            | ON/OFF | 0434-01-37            | 60W         | 24V | 180 x 52 x 30mm |
|  |        | 0433-10-22            | 100W        | 24V | 295 x 43 x 30mm |
| 220 V~   |        |                       |             |     |                 |
| MINIMAL TRACK 24V Remote Constant Voltage Dimmer |        | 0433-01-32            | DALI / Push | 24V | 181 x 42 x 20mm |
|  |        | 0433-01-33            | CASAMBI     | 24V | 172 x 42 x 20mm |
|  |        | 0434-01-64            | WIFI        | 24V | 105 x 44 x 23mm |



24V

## DROP VOLTAGE TABLE

| POWER (W) | CABLE SECTION (mm <sup>2</sup> ) | CABLE LENGTH (m) |     |     |     |
|-----------|----------------------------------|------------------|-----|-----|-----|
|           |                                  | <5               | <10 | <20 | <30 |
| 40        | 0,75                             | 30               | 30  | 30  | 30  |
|           | 1,5                              | 30               | 30  | 30  | 30  |
| 60        | 0,75                             | 30               | 30  | 20  | 10  |
|           | 1,5                              | 30               | 30  | 30  | 20  |
| 100       | 0,75                             | 20               | 10  | X   | X   |
|           | 1,5                              | 20               | 20  | 10  | X   |



COLOUR | N ■ | NT ■ | WT □ |

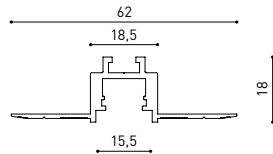
DIM OPTIONS PLEASE CONSULT

Calle N · Pol. Ind. EL OLIVERAL  
46394 Ribarroja del Turia · Valencia (Spain)  
Tel. +34 961 667 207 · Fax +34 961 667 054  
info@arkoslight.com · www.arkoslight.com



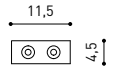
# MINIMAL TRACK TRIMLESS

# ARKOSLIGHT



MINIMAL TRACK 24V Trimless

Profile 2m A467-02-00- | N |



MINIMAL TRACK 24V Trimless

Rubber Cable n x 1m A467-00-01- | N |

n = Total Length of System.

24V | Max. 4A

MINIMAL TRACK 24V Trimless

Corner 90° 1 Plane

A467-00-02- | N |

Cable Length = 140mm.



MINIMAL TRACK 24V Trimless

End Caps

A467-00-05- | N |

Two End Caps Included



MINIMAL TRACK 24V Trimless

Corner 90° 1 Plane Connector

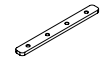
A467-00-03- | N |



MINIMAL TRACK 24V Trimless

Straight Joiner

A467-00-06

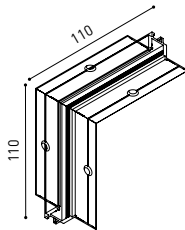


MINIMAL TRACK 24V Trimless

Corner 90° 2 Planes

A467-00-04- | N |

Cable Length = 200mm.



MINIMAL TRACK 24V Trimless

Connection Box

A467-00-07- | N |

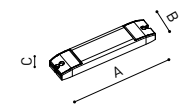
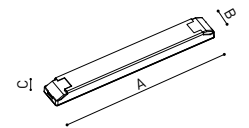


|                                       |        | P          | V    | D (A x B x C) |                 |
|---------------------------------------|--------|------------|------|---------------|-----------------|
| MINIMAL TRACK 24V Remote Power Supply | ON/OFF | 0434-01-37 | 60W  | 24V           | 180 x 52 x 30mm |
|                                       |        | 0433-10-22 | 100W | 24V           | 295 x 43 x 30mm |

220 V~  
240 V~

| MINIMAL TRACK 24V Remote Constant Voltage Dimmer |  | 0433-01-32 | DALI / Push | 24V | 181 x 42 x 20mm |
|--|--|------------|-------------|-----|-----------------|
|  |  | 0433-01-33 | CASAMBI     | 24V | 172 x 42 x 20mm |
|  |  | 0434-01-64 | WIFI        | 24V | 105 x 44 x 23mm |

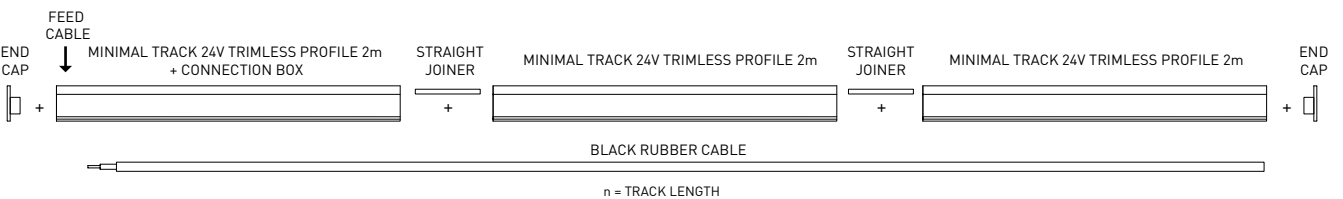
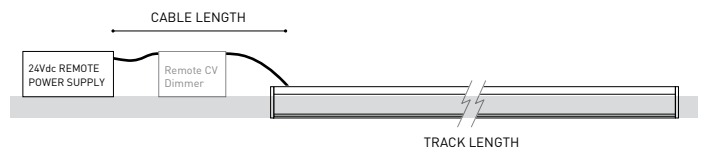
24V



## DROP VOLTAGE TABLE

| POWER (W) | CABLE SECTION (mm <sup>2</sup> ) | CABLE LENGTH (m) |     |     |     |
|-----------|----------------------------------|------------------|-----|-----|-----|
|           |                                  | <5               | <10 | <20 | <30 |
| 60        | 0,75                             | 30               | 30  | 20  | 10  |
|           | 1,5                              | 30               | 30  | 30  | 20  |
| 100       | 0,75                             | 20               | 10  | X   | X   |
|           | 1,5                              | 20               | 20  | 10  | X   |

Reduce 5 meters per each 'Corner 90° 1 Plane CONNECTOR' used.



COLOUR | N ■ |

DIM OPTIONS PLEASE CONSULT

INSTALLATION GUIDE  
<https://youtu.be/KnedJbKp7oo>



Calle N · Pol. Ind. EL OLIVERAL  
46394 Ribarroja del Turia · Valencia (Spain)  
Tel. +34 961 667 207 · Fax +34 961 667 054  
info@arkoslight.com · www.arkoslight.com





|                  |   |
|------------------|---|
| <b>Model</b>     | Coaxial Trimless  |
| <b>Reference</b> | A023-00-03-   W   N   |
| <b>Colour</b>    | W <input type="checkbox"/> RAL 9016   N <input type="checkbox"/> RAL 9005 |
| <b>Category</b>  | Accessories   |

### PRODUCT

Coaxial Trimless

A023-00-03- | W | N |

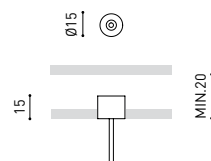
W  RAL 9016 | N  RAL 9005

Accessories

Fasteners not available



### DIMENSIONAL DRAWING



Wire Trimless Accessory is a collection of accessories for fitting tensioners and cables to Arkoslight luminaires suspended directly from the ceiling with any visible ceiling rose or fixings. This achieves a minimalist application with a visually tidy finish.

With Wire Trimless Accessory the items adjacent to the ceiling of the standard product (ceiling roses, fixings, driver boxes, etc.) are concealed by a simple recessed application.

Wire Trimless Accessory reduces the visual impact of the installation leading to extremely minimalist aesthetics. The wires come out of the ceiling material as a part of the structure. This detail creates a much purer, more essential layout, particular when several luminaires are fitted in an arrangement.



Fuente de luz (LED) reemplazable por un profesional autorizado

Replaceable (LED only) light source by an authorized professional.

Source lumineuse (LED) remplaçable par un professionnel agréé

Sorgente luminosa (LED) sostituibile da parte di un professionista autorizzato

Austauschbare (LED) Lichtquelle durch einen autorisierten Fachmann



Equipo de control reemplazable por un profesional autorizado

Replaceable control gear by an authorized professional

Dispositif de commande remplaçable par un professionnel agréé

Alimentatore sostituibile da parte di un professionista autorizzato

Auswechselbares Betriebsgerät durch autorisierten Fachmann

INSTRUCCIONES PARA EL FINAL DE VIDA Y LA ELIMINACIÓN LOS COMPONENTES  
 INSTRUCTIONS ON END-OF-LIFE AND COMPONENT DISPOSAL  
 INSTRUCTIONS POUR LA GESTION DES COMPOSANTS EN FIN DE VIE ET LEUR MISE AU REBUT  
 ISTRUZIONI PER IL FINE VITA E LO SMALTIMENTO DEI COMPONENTI  
 ANWEISUNGEN ZUR ENTSORGUNG DER LEUCHTENKOMPONENTEN



Interrumpir la alimentación del aparato  
 Cut the power supply to the luminaire  
 Couper l'alimentation du luminaire  
 Interrompere l'alimentazione dell'apparecchio  
 Stromversorgung der Leuchte unterbrechen



Quitar la(s) fuente(s) de luz para el desecho  
 Remove light source(s) for disposal  
 Retirer la (les) source(s) lumineuse(s) pour l'élimination  
 Rimuovere la/le sorgente/e di luce per lo smaltimento  
 Lichtquelle(n) zur Entsorgung entfernen



Quitar la batería para el desecho  
 Remove the battery for decommissioning  
 Retirer la batterie pour sa mise au rebut  
 Rimuovere la batteria per la dismissione  
 Die Batterie ordnungsgemäß entsorgen



Quitar el equipo de control para el desecho  
 Remove control gear for disposal  
 Retirer le dispositif de commande pour l'élimination  
 Rimuovere l'alimentatore per lo smaltimento  
 Betriebsgerät zur Entsorgung ausbauen



Enviar los materiales a un centro de recogida RAEE  
 Send the materials to a WEEE collection centre  
 Envoyer les matériaux dans une déchetterie DEEE  
 Inviare i materiali ad un centro di raccolta RAEE  
 Die Materialien in einem WEEE-Zentrum entsorgen

