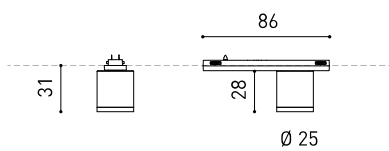




## DIMENSIONI



## ACCESSORI



MINIMAL TRACK OPTIONS

## PREMI



reddot winner 2020  
innovative product  
& lighting design



Bronze Delta  
ADI Awards 2020



HONORABLE MENTION  
EUROPEAN  
PRODUCT  
DESIGN  
AWARD



WINNER  
2020



archiproducts  
DESIGN AWARDS  
WINNER 2020



PREMIO  
ADCV  
2022  
ORO

## PRODOTTO

Nome	TOP MICRO 24V 19° 2700K WT
Articolo	A3830010WT
Colore	Bianco Strutturato
RAL	9016
Categoria	TRACKLIGHTS

## SORGENTE DI LUCE

Tipo	LED
Flusso luminoso lordo	190 lm
Temperatura di colore	2700 K
Stabilità cromatica	MacAdam Step 3
Indice di Riproduzione Cromatica	CRI > 90
Potenza	2,1 W
Corrente	700 mA
Efficienza	90 lm/W
Ore di vita del LED	L90B10 > 102.000h

## APPARECCHIO | DATI FOTOMETRICI

Efficienza luminosa	90%
Angolo del fascio di luce	19°

## APPARECCHIO | DATI ELETTRICI

Driver	Incluso
Valori di potenza del sistema	2,10 W
Tensione	24Vdc
Regolazione	No Dim
Classe di isolamento elettrico	II

## ALTRI DATI

Tenuta stagna	IP20
Wireless control	Consultare
Tipo di binario	Minimal Track
Peso	25 g
Peso compresso l'imballaggio	55 g
Dimensioni dell'imballaggio	112 x 77 x 34 mm
Unità per imballaggio	1
Materiali	Alluminio / Policarbonato

Top Micro 24V è un sistema miniaturizzato che ha funzione di downlight per il sistema Minimal Track. Il formato compatto rende il Top una soluzione ideale per installazioni dove è richiesta una presenza discreta. Dalle linee pure e dall'estetica lineare. Dal punto di vista luminoso, offre una distribuzione conica, con due possibili angoli di apertura.

DIAGRAMMA DI ABBAGLIAMENTO POLARE

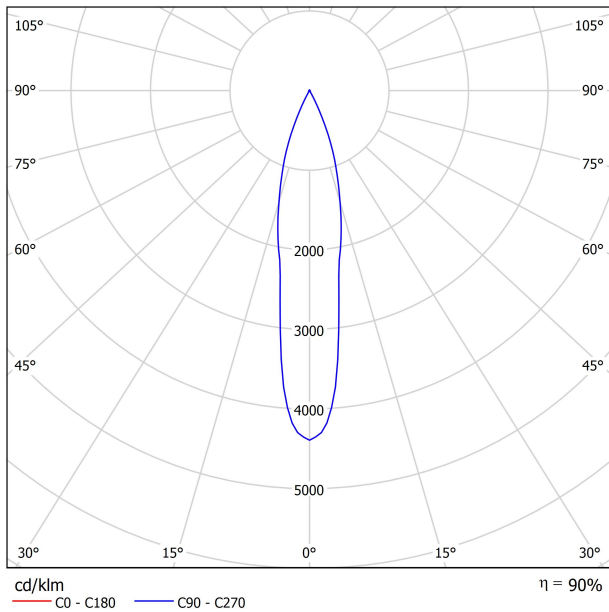
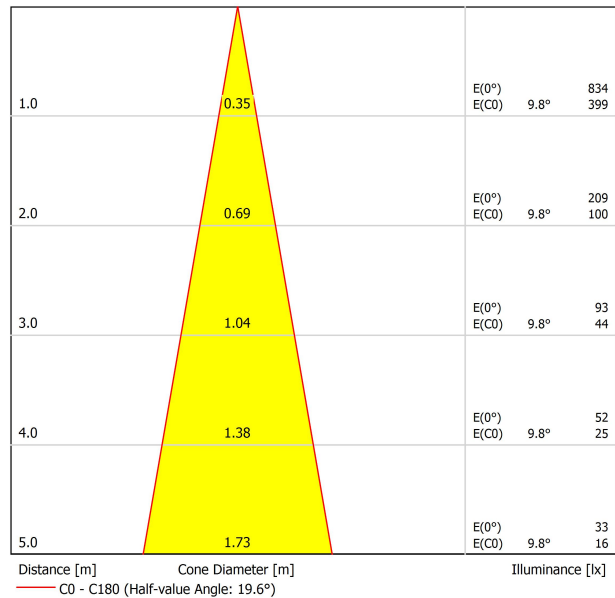


DIAGRAMMA CONICO



UGR

Glare Evaluation According to UGR											
ρ Ceiling	70	70	50	50	30	70	70	50	50	30	
ρ Walls	50	30	50	30	30	50	30	50	30	30	
ρ Floor	20	20	20	20	20	20	20	20	20	20	
Room Size X Y	Viewing direction at right angles to lamp axis					Viewing direction parallel to lamp axis					
2H	2H	-1.2	-0.6	-1.0	-0.4	-0.2	-1.2	-0.6	-1.0	-0.4	-0.2
	3H	2.7	3.2	2.9	3.5	3.7	2.7	3.2	2.9	3.5	3.7
	4H	5.1	5.6	5.4	5.9	6.1	5.1	5.6	5.4	5.9	6.1
	6H	6.8	7.3	7.1	7.6	7.9	6.8	7.3	7.1	7.6	7.9
	8H	8.0	8.5	8.4	8.8	9.1	8.0	8.5	8.4	8.8	9.1
	12H	9.4	9.8	9.7	10.1	10.5	9.4	9.8	9.7	10.1	10.5
4H	2H	0.4	1.0	0.7	1.2	1.5	0.4	1.0	0.7	1.2	1.5
	3H	4.2	4.6	4.5	4.9	5.2	4.2	4.6	4.5	4.9	5.2
	4H	6.6	7.0	7.0	7.3	7.7	6.6	7.0	7.0	7.3	7.7
	6H	8.5	8.8	8.9	9.2	9.6	8.5	8.8	8.9	9.2	9.6
	8H	9.8	10.1	10.2	10.5	10.9	9.8	10.1	10.2	10.5	10.9
	12H	11.3	11.5	11.7	11.9	12.3	11.3	11.5	11.7	11.9	12.3
8H	4H	7.3	7.6	7.7	8.0	8.4	7.3	7.6	7.7	8.0	8.4
	6H	9.5	9.7	9.9	10.1	10.6	9.5	9.7	9.9	10.1	10.6
	8H	11.1	11.3	11.6	11.7	12.2	11.1	11.3	11.6	11.7	12.2
	12H	12.7	12.9	13.2	13.3	13.8	12.7	12.9	13.2	13.3	13.8
12H	4H	7.5	7.8	7.9	8.2	8.6	7.5	7.8	7.9	8.2	8.6
	6H	9.9	10.0	10.3	10.5	11.0	9.9	10.0	10.3	10.5	11.0
	8H	11.6	11.7	12.1	12.2	12.7	11.6	11.7	12.1	12.2	12.7
Variation of the observer position for the luminaire distances S											
S = 1.0H	+0.1 / -0.2					+0.1 / -0.2					
S = 1.5H	+0.3 / -0.3					+0.3 / -0.3					
S = 2.0H	+0.6 / -0.5					+0.6 / -0.5					
Standard table	---					---					
Correction Summand	---					---					
Corrected Glare Indices referring to 190lm Total Luminous Flux											

GUÍA DE INSTALACIÓN



<https://youtu.be/KnedjbKp7oo>



**MINIMAL TRACK 24V Profile 2m** A384-02-00- | N | WT |



**MINIMAL TRACK 24V Rubber Cable n x 1m** A384-00-01- | N |

n = Total Length of System.

24V | Max. 4A

**MINIMAL TRACK 24V Corner 90° 1 Plane**

A384-00-02- | N | WT |

Cable Length = 35mm.



**MINIMAL TRACK 24V Corner 90° 1 Plane Rounded**

A384-00-03- | N | WT |

Cable Length = 35mm.



**MINIMAL TRACK 24V Corner 90° 2 Planes**

A384-00-04- | N | WT |

Cable Length = 100mm.



**MINIMAL TRACK 24V End Cap**

A384-00-05- | N | WT |



**MINIMAL TRACK 24V Connection Box**

A384-00-06- | N | WT |



			P	V	D [A x B x C]
<b>MINIMAL TRACK 24V Power Supply Box</b>	ON/OFF	A384-00-07-   NT   WT	40W	24V	280 x 30 x 24mm
		A384-00-08-   NT   WT	100W	24V	280 x 30 x 24mm

220  
240 V~ | Included ON/OFF 24Vdc Power Supply.

<b>MINIMAL TRACK 24V Remote Power Supply</b>	ON/OFF	0434-01-37	60W	24V	180 x 52 x 30mm
		0433-10-22	100W	24V	295 x 43 x 30mm

220  
240 V~

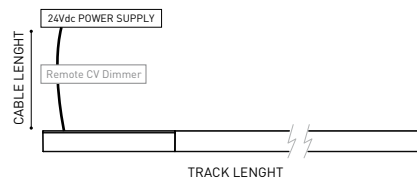
<b>MINIMAL TRACK 24V Remote Constant Voltage Dimmer</b>					
		0433-01-32	DALI / Push	24V	181 x 42 x 20mm
		0433-01-33	CASAMBI	24V	172 x 42 x 20mm
		0434-01-64	WIFI	24V	105 x 44 x 23mm

24V



**DROP VOLTAGE TABLE**

POWER [W]	CABLE SECTION [mm²]	CABLE LENGTH [m]			
		<5	<10	<20	<30
40	0,75	30	30	30	30
	1,5	30	30	30	30
60	0,75	30	30	20	10
	1,5	30	30	30	20
100	0,75	20	10	X	X
	1,5	20	20	10	X



COLOUR | N ■ | NT ■ | WT □ |

DIM OPTIONS PLEASE CONSULT

INSTALLATION GUIDE  
<https://youtu.be/KnedJbKp7oo>



# MINIMAL TRACK SUSPENSION

ARKOSLIGHT



## MINIMAL TRACK 24V Suspension

Profile 2m

A384-02-00- | N | WT |

Profile 2m Initial feed kit

A400-02-10- | N | WT |

Profile 2m Middle feed kit\*

A400-02-20- | N | WT |

\* Unidirectional Middle Feed.

## MINIMAL TRACK 24V Suspension Corner 90°

A400-00-03- | N | WT |

Cable Length = 85mm.



## MINIMAL TRACK 24V Suspension

Rubber Cable n x 1m

A400-00-01- | N |

n = Total Length of System.

24V | Max. 4A

## MINIMAL TRACK 24V Suspension Straight Joiner

A400-00-02- | N | WT |

## MINIMAL TRACK 24V Suspension Kit

A400-02-04- | N | WT |

Max distance between suspension kits = 100 cm.

## MINIMAL TRACK 24V Suspension End Caps

A400-00-05- | N | WT |

Two End Caps Included.



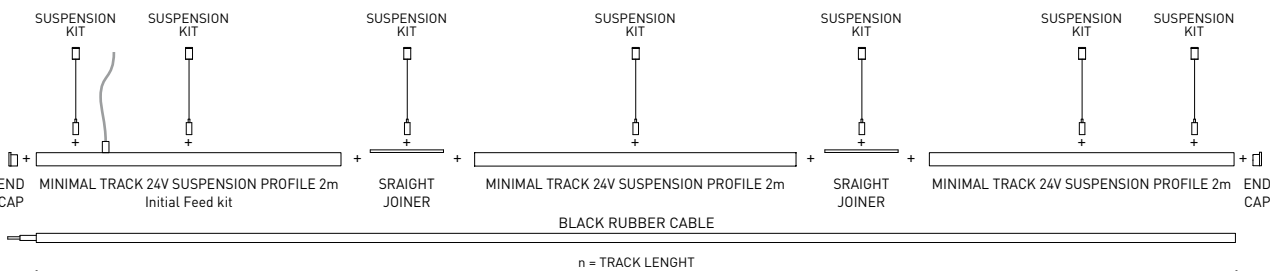
			P	V	D (A x B x C)
MINIMAL TRACK 24V Suspension Power Supply Box	ON/OFF	A400-00-06-   NT   WT	40W	24V	280 x 30 x 36mm
		A400-00-07-   NT   WT	100W	24V	280 x 30 x 36mm
220 V~   Included ON/OFF 24Vdc Power Supply.					
MINIMAL TRACK 24V Remote Power Supply	ON/OFF	0434-01-37	60W	24V	180 x 52 x 30mm
		0433-10-22	100W	24V	295 x 43 x 30mm
220 V~					
MINIMAL TRACK 24V Remote Constant Voltage Dimmer		0433-01-32	DALI / Push	24V	181 x 42 x 20mm
		0433-01-33	CASAMBI	24V	172 x 42 x 20mm
		0434-01-64	WIFI	24V	105 x 44 x 23mm



24V

## DROP VOLTAGE TABLE

POWER (W)	CABLE SECTION (mm <sup>2</sup> )	CABLE LENGTH (m)			
		<5	<10	<20	<30
40	0,75	30	30	30	30
	1,5	30	30	30	30
60	0,75	30	30	20	10
	1,5	30	30	30	20
100	0,75	20	10	X	X
	1,5	20	20	10	X



COLOUR | N ■ | NT ■ | WT □ |

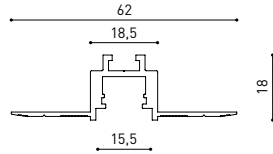
DIM OPTIONS PLEASE CONSULT

Calle N · Pol. Ind. EL OLIVERAL  
46394 Ribarroja del Turia · Valencia (Spain)  
Tel. +34 961 667 207 · Fax +34 961 667 054  
info@arkoslight.com · www.arkoslight.com



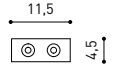
# MINIMAL TRACK TRIMLESS

**ARKOSLIGHT**



MINIMAL TRACK 24V Trimless

Profile 2m A467-02-00- | N |



MINIMAL TRACK 24V Trimless

Rubber Cable n x 1m A467-00-01- | N |

n = Total Length of System.

24V | Max. 4A

MINIMAL TRACK 24V Trimless

Corner 90° 1 Plane

A467-00-02- | N |

Cable Length = 140mm.



MINIMAL TRACK 24V Trimless

End Caps

A467-00-05- | N |

Two End Caps Included



MINIMAL TRACK 24V Trimless

Corner 90° 1 Plane Connector

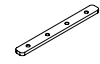
A467-00-03- | N |



MINIMAL TRACK 24V Trimless

Straight Joiner

A467-00-06

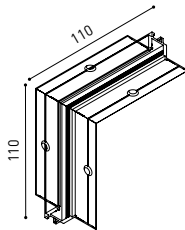


MINIMAL TRACK 24V Trimless

Corner 90° 2 Planes

A467-00-04- | N |

Cable Length = 200mm.



MINIMAL TRACK 24V Trimless

Connection Box

A467-00-07- | N |

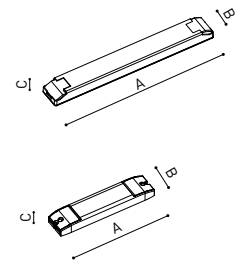


		P	V	D (A x B x C)	
MINIMAL TRACK 24V Remote Power Supply	ON/OFF	0434-01-37	60W	24V	180 x 52 x 30mm
		0433-10-22	100W	24V	295 x 43 x 30mm

220 V~  
240 V~

MINIMAL TRACK 24V Remote Constant Voltage Dimmer		0433-01-32	DALI / Push	24V	181 x 42 x 20mm
		0433-01-33	CASAMBI	24V	172 x 42 x 20mm
		0434-01-64	WIFI	24V	105 x 44 x 23mm

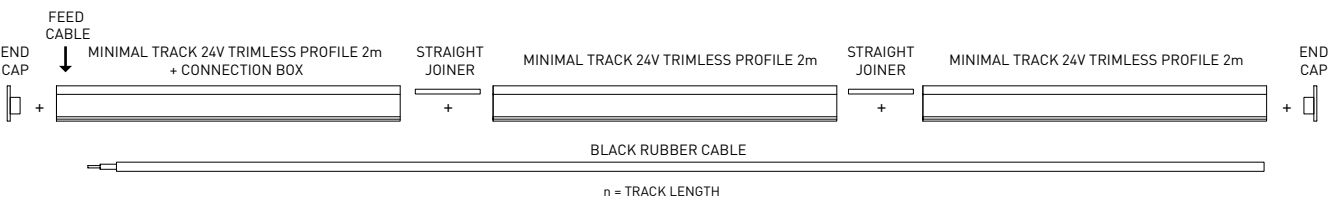
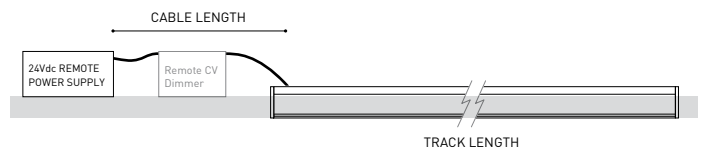
24V



## DROP VOLTAGE TABLE

POWER (W)	CABLE SECTION (mm <sup>2</sup> )	CABLE LENGTH (m)			
		<5	<10	<20	<30
60	0,75	30	30	20	10
	1,5	30	30	30	20
100	0,75	20	10	X	X
	1,5	20	20	10	X

Reduce 5 meters per each 'Corner 90° 1 Plane CONNECTOR' used.



COLOUR | N ■ |

DIM OPTIONS PLEASE CONSULT

INSTALLATION GUIDE  
<https://youtu.be/KnedJbKp7oo>



Calle N · Pol. Ind. EL OLIVERAL  
46394 Ribarroja del Turia · Valencia (Spain)  
Tel. +34 961 667 207 · Fax +34 961 667 054  
info@arkoslight.com · www.arkoslight.com





PRODUCT	
Model	Coaxial Trimless
Reference	A023-00-03-   W   N
Colour	W <input type="checkbox"/> RAL 9016   N <input type="checkbox"/> RAL 9005
Category	Accessories
Fasteners not available	
	 REMOTE  INCL  Ø20

### DIMENSIONAL DRAWING



Wire Trimless Accessory è una collezione di accessori che permettono di installare i tenditori e i cavi degli apparecchi a sospensione di Arkoslight direttamente al soffitto, senza rosone né fissaggio a vista. In questo modo si ottiene un'applicazione minimalista e visibilmente pulita nello spazio.

Con i Wire Trimless Accessory gli elementi adiacenti al soffitto del prodotto standard (rosone, fissaggi, scatole di driver...) si nascondono mediante una semplice applicazione ad incasso.

Wire Trimless Accessory riduce il peso visivo dell'impianto e crea un'estetica estremamente minimalista. I cavi nascono dal materiale al soffitto come parte della struttura. Questo dettaglio crea una disposizione molto più pura ed essenziale, soprattutto nelle composizioni di varie unità.



Fuente de luz (LED) reemplazable por un profesional autorizado

Replaceable (LED only) light source by an authorized professional.

Source lumineuse (LED) remplaçable par un professionnel agréé

Sorgente luminosa (LED) sostituibile da parte di un professionista autorizzato

Austauschbare (LED) Lichtquelle durch einen autorisierten Fachmann



Equipo de control reemplazable por un profesional autorizado

Replaceable control gear by an authorized professional

Dispositif de commande remplaçable par un professionnel agréé

Alimentatore sostituibile da parte di un professionista autorizzato

Auswechselbares Betriebsgerät durch autorisierten Fachmann

INSTRUCCIONES PARA EL FINAL DE VIDA Y LA ELIMINACIÓN LOS COMPONENTES  
 INSTRUCTIONS ON END-OF-LIFE AND COMPONENT DISPOSAL  
 INSTRUCTIONS POUR LA GESTION DES COMPOSANTS EN FIN DE VIE ET LEUR MISE AU REBUT  
 ISTRUZIONI PER IL FINE VITA E LO SMALTIMENTO DEI COMPONENTI  
 ANWEISUNGEN ZUR ENTSORGUNG DER LEUCHTENKOMPONENTEN



Interrumpir la alimentación del aparato  
 Cut the power supply to the luminaire  
 Couper l'alimentation du luminaire  
 Interrompere l'alimentazione dell'apparecchio  
 Stromversorgung der Leuchte unterbrechen



Quitar la(s) fuente(s) de luz para el desecho  
 Remove light source(s) for disposal  
 Retirer la (les) source(s) lumineuse(s) pour l'élimination  
 Rimuovere la/le sorgente/e di luce per lo smaltimento  
 Lichtquelle(n) zur Entsorgung entfernen



Quitar la batería para el desecho  
 Remove the battery for decommissioning  
 Retirer la batterie pour sa mise au rebut  
 Rimuovere la batteria per la dismissione  
 Die Batterie ordnungsgemäß entsorgen



Quitar el equipo de control para el desecho  
 Remove control gear for disposal  
 Retirer le dispositif de commande pour l'élimination  
 Rimuovere l'alimentatore per lo smaltimento  
 Betriebsgerät zur Entsorgung ausbauen



Enviar los materiales a un centro de recogida RAEE  
 Send the materials to a WEEE collection centre  
 Envoyer les matériaux dans une déchetterie DEEE  
 Inviare i materiali ad un centro di raccolta RAEE  
 Die Materialien in einem WEEE-Zentrum entsorgen

