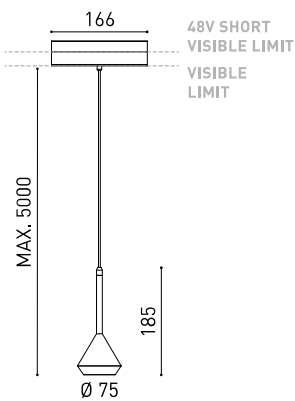




DIMENSIONES



ACCESORIOS



CORD ACCESSORY



TRACK 48V OPTIONS

PREMIOS



PRODUCTO

Nombre	SPIN 48V 5M DIM DALI 24° 3000K NTW
Referencia	A3502201NTW
Color	Negro Texturado - Carril Blanco
RAL	9005
Categoría	TRACKLIGHTS

FUENTE DE LUZ

Tipo	LED
Flujo Luminoso	630 lm
Temperatura de color	3000 K
Estabilidad cromática	MacAdam Step 2
Índice de reproducción cromática	CRI > 90
Potencia	6,5 W
Corriente	700 mA
Eficacia	97 lm/W
Horas de Vida del LED	L90B10 > 60.000h

LUMINARIA | DATOS FOTOMÉTRICOS

Eficiencia Lumínica	86%
Ángulo del haz de luz	24°

LUMINARIA | DATOS ELÉCTRICOS

Driver	Incluido
Potencia del sistema	6,84 W
Tensión	48Vdc
Regulación	DALI - Otros DIM, consultar
Clase de seguridad eléctrica	II

OTROS DATOS

Estanqueidad	IP20
Control inalámbrico	Consultar
Longitud del cable	Max. 5 m
Tensor de regulación rápida	No
Tipo de carril	Track 48V
Peso	530 g
Peso con embalaje	666 g
Dimensiones embalaje	253 x 152 x 102 mm
Unidades por embalaje	1
Materiales	Aluminio / Polimetilmetacrilato



Dimensiones mínimas, líneas esenciales y geometría de revolución en una pieza de suspensión para iluminación de acento. Su cable ultra-fino confiere a Spin una sensación de flotación aérea. Spin 48V está destinada a la instalación en carriles de bajo voltaje.

DIAGRAMA POLAR



DIAGRAMA CÓNICO





Model	PRODUCT
Reference	Cord Accessory
Colour	02230000 W N
Category	W <input type="checkbox"/> RAL 9016 N <input checked="" type="checkbox"/> RAL9005
	Accessories

DIMENSIONAL DRAWING



TRACK 48V TRIMLESS

TRACK 48V TRIMLESS 1m	A338-01-00- N WT
TRACK 48V TRIMLESS 2m	A338-02-00- N WT
TRACK 48V TRIMLESS 3m	A338-03-00- N WT
TRACK 48V TRIMLESS Corner 90° One Plane	A338-06-00- N WT
TRACK 48V TRIMLESS Corner 90° Two Planes	A338-07-00- N WT

PLASTERBOARD CEILING, MANDATORY THICKNESS 12,5mm.
RECOMMENDED FOR INSTALLATIONS WHERE THE PROFILE CAN BE
INSTALLED BEFORE THE FALSE PLASTERBOARD CEILING.



TRIMLESS INSTALLATION GUIDE
<https://youtu.be/tgGsQdaYe-w>

TRACK 48V TRIMLESS Corner 90° One Plane



*Electrical connection not included

TRACK 48V TRIMLESS Corner 90° Two Planes



*Electrical connection not included



TRACK 48V SURFACE

TRACK 48V SURFACE 1m	A338-11-00- NT WT
TRACK 48V SURFACE 2m	A338-12-00- NT WT
TRACK 48V SURFACE 3m	A338-13-00- NT WT
TRACK 48V SURFACE Corner 90° One Plane	A338-14-00- NT WT



TRACK 48V SURFACE Corner 90° One Plane



Electrical connection not included
Straight joiner included



TRACK 48V SURFACE SHORT

TRACK 48V SURFACE SHORT 1m	A338-21-00- NT WT
TRACK 48V SURFACE SHORT 2m	A338-22-00- NT WT
TRACK 48V SURFACE SHORT 3m	A338-23-00- NT WT
TRACK 48V SURFACE SHORT Corner 90° One Plane	A338-24-00- NT WT



TRACK 48V SURFACE SHORT Corner 90° One Plane



Electrical connection not included
Straight joiner included

COLOUR | N ■ RAL 9005 | NT ■ RAL 9005 | WT □ RAL 9016 |



DROP VOLTAGE TABLE

POWER (W)	CABLE SECTION (mm ²)	CABLE LENGTH (m)			
		5	10	20	30
100	0,75	50	50	X	X
	1,5	50	50	40	25
150	0,75	40	15	X	X
	1,5	50	40	20	X

		P	V	D
CONSTANT VOLTAGE LED POWER SUPPLY	0434-01-61* N	100W	48V	298 x 16 x 19 mm
	0434-01-62	150W	48V	350 x 30 x 18 mm

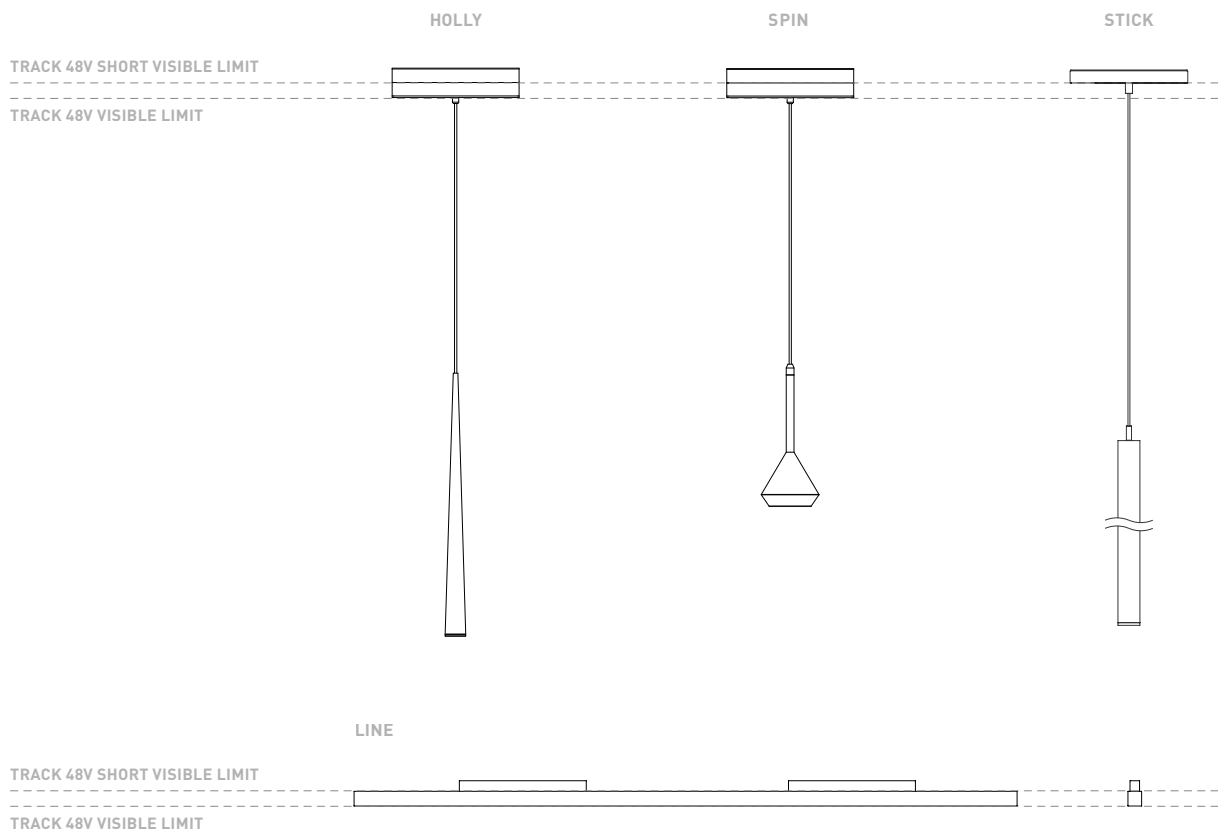
220 V -
240

*To be installed inside the track.



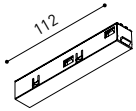
COMPATIBILITY ACCORDING TO TYPE OF TRACK

TRACK 48V & TRACK 48V SURFACE SHORT



COLOUR | N ■ RAL 9005 |

ALL 48V TRACK



Live-End Connector 48V
A338-00-01- | W | N |



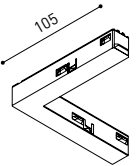
Central Connector 48V
A338-00-02- | W | N |



L-JOINT Connector 48V
A338-00-12- | W | N |



Wireless Control 48V
0434-01-31- | W | N | Casambi/AAG Stucchi App



Corner 90° Connector One Plane 48V
A338-00-24- | W | N |

*Not suitable for trimless version



Cover Gap 1m 48V
A338-00-30- | N | W |

TRIMLESS 48V



Trimless T-Bracket 48V
A338-00-03



Trimless Clamp for M6 ROD 48V
A338-00-09

*See accessories quantities



Trimless Long T-Bracket 48V
A338-00-04



Trimless Track Clamp 48V
A338-00-10

*See accessories quantities

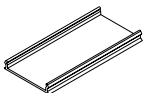


Trimless Straight Joiner 48V (2 Units)
A338-00-05- | WT | N |



Trimless Suspension Kit 48V
A338-00-08

*See accessories quantities



Trimless Plaster Installation Guard 1m 48V
A338-00-21

* SUGGESTED MOUNTING ACCESSORIES QUANTITIES

- 1000mm - 2 Pcs.
- 2000mm - 3 Pcs.
- 3000mm - 4 Pcs.

SURFACE, SUSPENSION , SURFACE SHORT & SUSPENSION SHORT 48V



Surface Straight Joiner 48V
A338-00-11

COLOUR | N ■ RAL 9005 | W □ RAL 9016 | NT ■ RAL 9005 | WT □ RAL 9016 |

TRIMLESS, SURFACE & SUSPENSION 48V



End 48V
A338-00-06- WT NT



End feed 48V
A338-00-07- WT NT

SURFACE & SUSPENSION SHORT 48V



Short End 48V
A338-00-18- WT NT



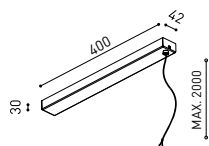
Short End feed 48V
A338-00-19- WT NT

SURFACE & SURFACE SHORT 48V

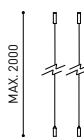


Power Supply Case 48V	150 W
A338-00-29- NT WT	
220 V ~	To be installed aside 48V Surface Tracks
240	
INCL	

SUSPENSION & SUSPENSION SHORT 48V



Wired Power Supply Case 48V	150 W	NO DIM
A338-00-25- NT WT		
A338-00-26- NT WT	150 W	DIM
220 V ~		
240		
INCL		



Suspension Kit 48V [2 units]
A338-00-15- WT NT



Suspension Feed Kit 48V	NO DIM
A338-00-16- W N	
A338-00-17- W N	DIM
For remote power supply	
A338-00-27- W N	NO DIM
A338-00-28- W N	DIM
For power supply inside the track	

WIRE TRIMLESS ACCESSORIES



FEED	
MAINS TRIMLESS*	NO DIM
A023-00-01- W N	
MAINS THICK TRIMLESS*	DIM
A023-00-02- W N	



FASTENING
STEEL CABLE TRIMLESS*
A023-00-05- W N



COLOUR | N ■ RAL 9005 | W □ RAL 9016 | NT ■ RAL 9005 | WT □ RAL 9016 |

* AS MANY PIECES AS NEEDED ACCORDING TO YOUR PRODUCT



Fuente de luz (LED) reemplazable por un profesional autorizado
 Replaceable (LED only) light source by an authorized professional.
 Source lumineuse (LED) remplaçable par un professionnel agréé
 Sorgente luminosa (LED) sostituibile da parte di un professionista autorizzato
 Austauschbare (LED) Lichtquelle durch einen autorisierten Fachmann



Equipo de control reemplazable por un profesional autorizado
 Replaceable control gear by an authorized professional
 Dispositif de commande remplaçable par un professionnel agréé
 Alimentatore sostituibile da parte di un professionista autorizzato
 Auswechselbares Betriebsgerät durch autorisierten Fachmann

INSTRUCCIONES PARA EL FINAL DE VIDA Y LA ELIMINACIÓN LOS COMPONENTES
 INSTRUCTIONS ON END-OF-LIFE AND COMPONENT DISPOSAL
 INSTRUCTIONS POUR LA GESTION DES COMPOSANTS EN FIN DE VIE ET LEUR MISE AU REBUT
 ISTRUZIONI PER IL FINE VITA E LO SMALTIMENTO DEI COMPONENTI
 ANWEISUNGEN ZUR ENTSORGUNG DER LEUCHTENKOMPONENTEN



Interrumpir la alimentación del aparato
 Cut the power supply to the luminaire
 Couper l'alimentation du luminaire
 Interrompere l'alimentazione dell'apparecchio
 Stromversorgung der Leuchte unterbrechen



Quitar la(s) fuente(s) de luz para el desecho
 Remove light source(s) for disposal
 Retirer la (les) source(s) lumineuse(s) pour l'élimination
 Rimuovere la/le sorgente/e di luce per lo smaltimento
 Lichtquelle(n) zur Entsorgung entfernen



Quitar la batería para el desecho
 Remove the battery for decommissioning
 Retirer la batterie pour sa mise au rebut
 Rimuovere la batteria per la dismissione
 Die Batterie ordnungsgemäß entsorgen



Quitar el equipo de control para el desecho
 Remove control gear for disposal
 Retirer le dispositif de commande pour l'élimination
 Rimuovere l'alimentatore per lo smaltimento
 Betriebsgerät zur Entsorgung ausbauen

Enviar los materiales a un centro de recogida RAEE
 Send the materials to a WEEE collection centre
 Envoyer les matériaux dans une déchetterie DEEE
 Inviare i materiali ad un centro di raccolta RAEE
 Die Materialien in einem WEEE-Zentrum entsorgen

