



## GRÖÖE



## ZUBEHÖR



CORD ACCESSORY



TRACK 48V OPTIONS

## PREISE



## PRODUKT

Name	SPIN 48V 3M DIM DALI 24° 3000K MCW
Artikelnummer	A3501201MCW
Farbe	Metallisiertes Kupfer - Track Weiß
RAL	Electrolytic bath
Kategorie	TRACKLIGHTS

## LICHTQUELLE

Typ	LED
Bruttolichtstrom	630 lm
Farbtemperatur	3000 K
Farbstabilität	MacAdam Step 2
Farbwiedergabeindex	CRI > 90
Leistung	6,5 W
Stromstärke	700 mA
Lichtausbeute	97 lm/W
Nutzlebensdauer der LED in Betriebsstunden	L90B10 > 60.000h

## LEUCHE | PHOTOMETRISCHE DATEN

Leuchtenwirkungsgrad (LOR)	86%
Abstrahlwinkel	24°

## LEUCHE | ELEKTRISCHE DATEN

Driver	Inklusiv
Leistungswerte des Systems	6,84 W
Spannung	48Vdc
Helligkeitssteuerung	DALI - Andere DIM, Bitte anfragen
Schutzklasse	III

## ANDERE DATEN

Dichtigkeit	IP20
Wireless control	Bitte anfragen
Kabellänge	Max. 3 m
Schnellspanner	Nein
Schiementyp	Track 48V
Gewicht	530 g
Gewicht inkl. Verpackung	666 g
Abmessungen der Verpackung	253 x 152 x 102 mm
Stück pro Verpackung	1
Materialien	Aluminium / Polymethylmetacrylat



Mindestabmessungen, wesentliche Linien und Rotationsgeometrie in einer Pendelleuchte zur Akzentbeleuchtung. Sein ultradünnes Kabel verleiht Spin, entworfen vom Produktmanager Rubén Saldaña, ein Gefühl von Luftzirkulation. Spin 48V ist für den Einbau in Niederspannungsschienen vorgesehen.

POLAR-KOORDINATEN DIAGRAMM



KEGELDIAGRAMM





Model	Cord Accessory
Reference	02230000   W   N
Colour	W <input type="checkbox"/> RAL 9016   N <input type="checkbox"/> RAL9005
Category	Accessories

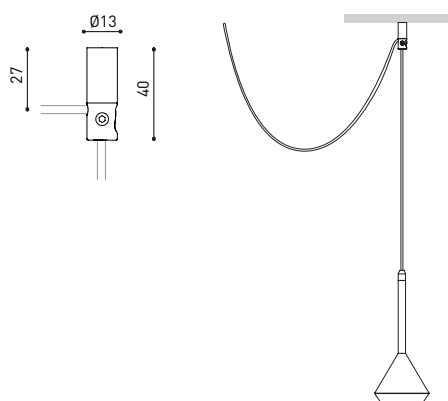
**PRODUCT**

Cord Accessory

02230000 | W | N |

W  RAL 9016 | N  RAL9005

Accessories

**DIMENSIONAL DRAWING**



## TRACK 48V TRIMLESS

TRACK 48V TRIMLESS 1m	A338-01-00-   N   WT
TRACK 48V TRIMLESS 2m	A338-02-00-   N   WT
TRACK 48V TRIMLESS 3m	A338-03-00-   N   WT
TRACK 48V TRIMLESS Corner 90° One Plane	A338-06-00-   N   WT
TRACK 48V TRIMLESS Corner 90° Two Planes	A338-07-00-   N   WT

PLASTERBOARD CEILING, MANDATORY THICKNESS 12,5mm.  
RECOMMENDED FOR INSTALLATIONS WHERE THE PROFILE CAN BE  
INSTALLED BEFORE THE FALSE PLASTERBOARD CEILING.



TRIMLESS INSTALLATION GUIDE  
<https://youtu.be/tgGsQdaYe-w>

## TRACK 48V TRIMLESS Corner 90° One Plane



\*Electrical connection not included

## TRACK 48V TRIMLESS Corner 90° Two Planes



\*Electrical connection not included



## TRACK 48V SURFACE

TRACK 48V SURFACE 1m	A338-11-00-   NT   WT
TRACK 48V SURFACE 2m	A338-12-00-   NT   WT
TRACK 48V SURFACE 3m	A338-13-00-   NT   WT
TRACK 48V SURFACE Corner 90° One Plane	A338-14-00-   NT   WT



## TRACK 48V SURFACE Corner 90° One Plane



Electrical connection not included  
Straight joiner included



## TRACK 48V SURFACE SHORT

TRACK 48V SURFACE SHORT 1m	A338-21-00-   NT   WT
TRACK 48V SURFACE SHORT 2m	A338-22-00-   NT   WT
TRACK 48V SURFACE SHORT 3m	A338-23-00-   NT   WT
TRACK 48V SURFACE SHORT Corner 90° One Plane	A338-24-00-   NT   WT



## TRACK 48V SURFACE SHORT Corner 90° One Plane



Electrical connection not included  
Straight joiner included

COLOUR | N ■ RAL 9005 | NT ■ RAL 9005 | WT □ RAL 9016 |



DROP VOLTAGE TABLE

POWER (W)	CABLE SECTION (mm <sup>2</sup> )	CABLE LENGTH (m)			
		5	10	20	30
100	0,75	50	50	X	X
	1,5	50	50	40	25
150	0,75	40	15	X	X
	1,5	50	40	20	X

		P	V	D
CONSTANT VOLTAGE LED POWER SUPPLY	0434-01-61*   N	100W	48V	298 x 16 x 19 mm
	0434-01-62	150W	48V	350 x 30 x 18 mm

220 V -  
240

\*To be installed inside the track.



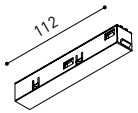
## COMPATIBILITY ACCORDING TO TYPE OF TRACK

### TRACK 48V & TRACK 48V SURFACE SHORT

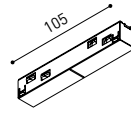


COLOUR | N ■ RAL 9005 |

ALL 48V TRACK



Live-End Connector 48V  
A338-00-01- | W | N |



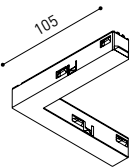
Central Connector 48V  
A338-00-02- | W | N |



L-JOINT Connector 48V  
A338-00-12- | W | N |



Wireless Control 48V  
0434-01-31- | W | N | Casambi/AAG Stucchi App



Corner 90° Connector One Plane 48V  
A338-00-24- | W | N |

\*Not suitable for trimless version



Cover Gap 1m 48V  
A338-00-30- | N | W |

TRIMLESS 48V



Trimless T-Bracket 48V  
A338-00-03



Trimless Clamp for M6 ROD 48V  
A338-00-09

\*See accessories quantities



Trimless Long T-Bracket 48V  
A338-00-04



Trimless Track Clamp 48V  
A338-00-10

\*See accessories quantities



Trimless Straight Joiner 48V (2 Units)  
A338-00-05- | WT | N |



Trimless Suspension Kit 48V  
A338-00-08

\*See accessories quantities



Trimless Plaster Installation Guard 1m 48V  
A338-00-21

\* SUGGESTED MOUNTING ACCESSORIES QUANTITIES

- 1000mm - 2 Pcs.
- 2000mm - 3 Pcs.
- 3000mm - 4 Pcs.

SURFACE, SUSPENSION , SURFACE SHORT & SUSPENSION SHORT 48V



Surface Straight Joiner 48V  
A338-00-11

COLOUR | N ■ RAL 9005 | W □ RAL 9016 | NT ■ RAL 9005 | WT □ RAL 9016 |

## TRIMLESS, SURFACE & SUSPENSION 48V



<b>End 48V</b>
A338-00-06-   WT   NT

<b>End feed 48V</b>
A338-00-07-   WT   NT

## SURFACE & SUSPENSION SHORT 48V




<b>Short End 48V</b>
A338-00-18-   WT   NT

<b>Short End feed 48V</b>
A338-00-19-   WT   NT

## SURFACE & SURFACE SHORT 48V



<b>Power Supply Case 48V</b>
A338-00-29-   NT   WT   150 W

220 V ~ 240 V  To be installed aside 48V Surface Tracks  
INCL

## SUSPENSION & SUSPENSION SHORT 48V



<b>Wired Power Supply Case 48V</b>
------------------------------------

A338-00-25-   NT   WT   150 W	
A338-00-26-   NT   WT   150 W	

220 V ~ 240 V  INCL



<b>Suspension Kit 48V [2 units]</b>
A338-00-15-   WT   NT



<b>Suspension Feed Kit 48V</b>	
A338-00-16-   W   N	
A338-00-17-   W   N	

For remote power supply

A338-00-27-   W   N	
A338-00-28-   W   N	

For power supply inside the track


## WIRE TRIMLESS ACCESSORIES



<b>FEED</b>	
<b>MAINS TRIMLESS*</b>	
A023-00-01-   W   N	
<b>MAINS THICK TRIMLESS*</b>	
A023-00-02-   W   N	



<b>FASTENING</b>
<b>STEEL CABLE TRIMLESS*</b>
A023-00-05-   W   N



COLOUR | N ■ RAL 9005 | W □ RAL 9016 | NT ■ RAL 9005 | WT □ RAL 9016 |

\* AS MANY PIECES AS NEEDED ACCORDING TO YOUR PRODUCT



Fuente de luz (LED) reemplazable por un profesional autorizado

Replaceable (LED only) light source by an authorized professional.

Source lumineuse (LED) remplaçable par un professionnel agréé

Sorgente luminosa (LED) sostituibile da parte di un professionista autorizzato

Austauschbare (LED) Lichtquelle durch einen autorisierten Fachmann



Equipo de control reemplazable por un profesional autorizado

Replaceable control gear by an authorized professional

Dispositif de commande remplaçable par un professionnel agréé

Alimentatore sostituibile da parte di un professionista autorizzato

Auswechselbares Betriebsgerät durch autorisierten Fachmann

INSTRUCCIONES PARA EL FINAL DE VIDA Y LA ELIMINACIÓN LOS COMPONENTES  
 INSTRUCTIONS ON END-OF-LIFE AND COMPONENT DISPOSAL  
 INSTRUCTIONS POUR LA GESTION DES COMPOSANTS EN FIN DE VIE ET LEUR MISE AU REBUT  
 ISTRUZIONI PER IL FINE VITA E LO SMALTIMENTO DEI COMPONENTI  
 ANWEISUNGEN ZUR ENTSORGUNG DER LEUCHTENKOMPONENTEN



Interrumpir la alimentación del aparato  
 Cut the power supply to the luminaire  
 Couper l'alimentation du luminaire  
 Interrompere l'alimentazione dell'apparecchio  
 Stromversorgung der Leuchte unterbrechen



Quitar la(s) fuente(s) de luz para el desecho  
 Remove light source(s) for disposal  
 Retirer la (les) source(s) lumineuse(s) pour l'élimination  
 Rimuovere la/le sorgente/e di luce per lo smaltimento  
 Lichtquelle(n) zur Entsorgung entfernen



Quitar la batería para el desecho  
 Remove the battery for decommissioning  
 Retirer la batterie pour sa mise au rebut  
 Rimuovere la batteria per la dismissione  
 Die Batterie ordnungsgemäß entsorgen



Quitar el equipo de control para el desecho  
 Remove control gear for disposal  
 Retirer le dispositif de commande pour l'élimination  
 Rimuovere l'alimentatore per lo smaltimento  
 Betriebsgerät zur Entsorgung ausbauen



Enviar los materiales a un centro de recogida RAEE  
 Send the materials to a WEEE collection centre  
 Envoyer les matériaux dans une déchetterie DEEE  
 Inviare i materiali ad un centro di raccolta RAEE  
 Die Materialien in einem WEEE-Zentrum entsorgen

