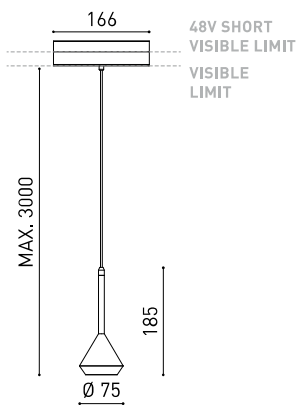




DIMENSIONS



ACCESSORIES



CORD ACCESSORY



TRACK 48V OPTIONS

AWARDS



PRODUCT

Name	SPIN 48V 3M 24° 3000K NT
Reference	A3501101NT
Color	Textured black
RAL	9005
Category	TRACKLIGHTS

LIGHT SOURCE

Type	LED
Gross luminous flux	630 lm
Colour temperature	3000 K
Chromatic stability	MacAdam Step 2
Colour Rendering Index	CRI > 90
Power	6,5 W
Current	700 mA
Efficacy	97 lm/W
LED lifespan	L90B10 > 60.000h

LIGHTING FIXTURE | PHOTOMETRIC DATA

Lighting efficiency	86%
Light beam angle	24°

LIGHTING FIXTURE | ELECTRICAL DATA

Driver	Included
Power values of the system	6,84 W
Voltage	48Vdc
Dimming	No Dim - Other DIM, please consult
Electrical insulation class	II

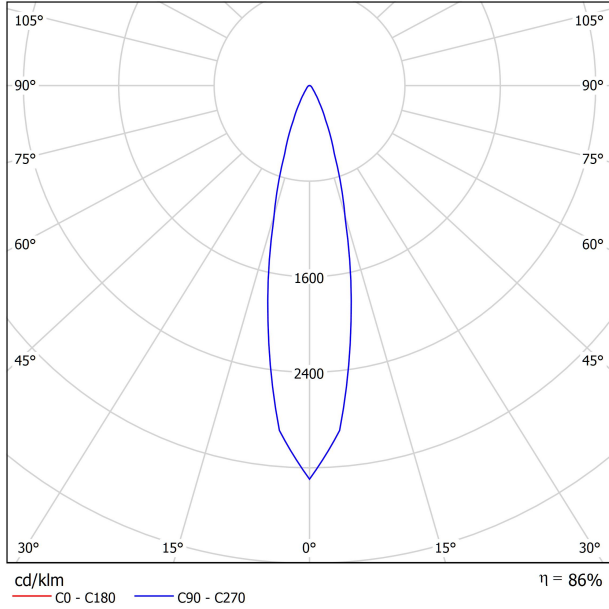
OTHER DATA

Sealing	IP20
Wireless control	Please Consult
Cord length	Max. 3 m
Fast adjustment tensioner	No
Track type	Track 48V
Weight	530 g
Packaged weight	666 g
Packaging dimensions	253 x 152 x 102 mm
Units per package	1
Materials	Aluminium / Polymethyl Methacrylate

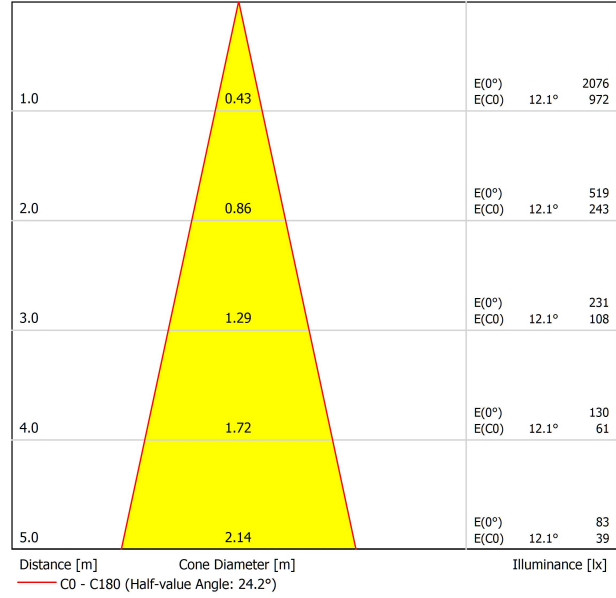


Spin 48V, reduced dimensions, essential lines and revolutionary geometry in a pendant luminary for accent lighting. Its extra fine wire gives Spin a sense of airiness and flotability. Spin, now available for Arkoslight's low voltage tracklight systems.

POLAR DIAGRAM



CONICAL DIAGRAM





Model	PRODUCT
	Cord Accessory
Reference	02230000 W N
Colour	W <input type="checkbox"/> RAL 9016 N <input checked="" type="checkbox"/> RAL9005
Category	Accessories

DIMENSIONAL DRAWING



TRACK 48V TRIMLESS

TRACK 48V TRIMLESS 1m	A338-01-00- N WT
TRACK 48V TRIMLESS 2m	A338-02-00- N WT
TRACK 48V TRIMLESS 3m	A338-03-00- N WT
TRACK 48V TRIMLESS Corner 90° One Plane	A338-06-00- N WT
TRACK 48V TRIMLESS Corner 90° Two Planes	A338-07-00- N WT

PLASTERBOARD CEILING, MANDATORY THICKNESS 12,5mm.
RECOMMENDED FOR INSTALLATIONS WHERE THE PROFILE CAN BE
INSTALLED BEFORE THE FALSE PLASTERBOARD CEILING.



TRIMLESS INSTALLATION GUIDE
<https://youtu.be/tgGsQdaYe-w>

TRACK 48V TRIMLESS Corner 90° One Plane



*Electrical connection not included

TRACK 48V TRIMLESS Corner 90° Two Planes



*Electrical connection not included

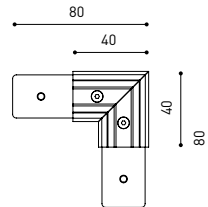


TRACK 48V SURFACE

TRACK 48V SURFACE 1m	A338-11-00- NT WT
TRACK 48V SURFACE 2m	A338-12-00- NT WT
TRACK 48V SURFACE 3m	A338-13-00- NT WT
TRACK 48V SURFACE Corner 90° One Plane	A338-14-00- NT WT



TRACK 48V SURFACE Corner 90° One Plane



Electrical connection not included
Straight joiner included



TRACK 48V SURFACE SHORT

TRACK 48V SURFACE SHORT 1m	A338-21-00- NT WT
TRACK 48V SURFACE SHORT 2m	A338-22-00- NT WT
TRACK 48V SURFACE SHORT 3m	A338-23-00- NT WT
TRACK 48V SURFACE SHORT Corner 90° One Plane	A338-24-00- NT WT



TRACK 48V SURFACE SHORT Corner 90° One Plane



Electrical connection not included
Straight joiner included

COLOUR | N ■ RAL 9005 | NT ■ RAL 9005 | WT □ RAL 9016 |



DROP VOLTAGE TABLE

POWER (W)	CABLE SECTION (mm ²)	CABLE LENGTH (m)			
		5	10	20	30
100	0,75	50	50	X	X
	1,5	50	50	40	25
150	0,75	40	15	X	X
	1,5	50	40	20	X

		P	V	D
CONSTANT VOLTAGE LED POWER SUPPLY	0434-01-61* N	100W	48V	298 x 16 x 19 mm
	0434-01-62	150W	48V	350 x 30 x 18 mm

220 V -
240

*To be installed inside the track.



COMPATIBILITY ACCORDING TO TYPE OF TRACK

TRACK 48V & TRACK 48V SURFACE SHORT



COLOUR | N ■ RAL 9005 |

ALL 48V TRACK



Live-End Connector 48V
A338-00-01- | W | N |



Central Connector 48V
A338-00-02- | W | N |



L-JOINT Connector 48V
A338-00-12- | W | N |



Wireless Control 48V
0434-01-31- | W | N | Casambi/AAG Stucchi App



Corner 90° Connector One Plane 48V
A338-00-24- | W | N |

*Not suitable for trimless version



Cover Gap 1m 48V
A338-00-30- | N | W |

TRIMLESS 48V



Trimless T-Bracket 48V
A338-00-03



Trimless Clamp for M6 ROD 48V
A338-00-09

*See accessories quantities



Trimless Long T-Bracket 48V
A338-00-04



Trimless Track Clamp 48V
A338-00-10

*See accessories quantities



Trimless Straight Joiner 48V (2 Units)
A338-00-05- | WT | N |



Trimless Suspension Kit 48V
A338-00-08

*See accessories quantities



Trimless Plaster Installation Guard 1m 48V
A338-00-21

* SUGGESTED MOUNTING ACCESSORIES QUANTITIES

- 1000mm - 2 Pcs.
- 2000mm - 3 Pcs.
- 3000mm - 4 Pcs.

SURFACE, SUSPENSION , SURFACE SHORT & SUSPENSION SHORT 48V



Surface Straight Joiner 48V
A338-00-11

COLOUR | N ■ RAL 9005 | W □ RAL 9016 | NT ■ RAL 9005 | WT □ RAL 9016 |


TRIMLESS, SURFACE & SUSPENSION 48V



End 48V
A338-00-06- WT NT

End feed 48V
A338-00-07- WT NT

SURFACE & SUSPENSION SHORT 48V



Short End 48V
A338-00-18- WT NT

Short End feed 48V
A338-00-19- WT NT

SURFACE & SURFACE SHORT 48V



Power Supply Case 48V
A338-00-29- NT WT 150 W

220 V ~ 240 V  To be installed aside 48V Surface Tracks
INCL

SUSPENSION & SUSPENSION SHORT 48V



Wired Power Supply Case 48V
A338-00-25- NT WT 150 W  NO DIM
A338-00-26- NT WT 150 W  DIM

220 V ~ 240 V  INCL



Suspension Kit 48V [2 units]
A338-00-15- WT NT

Suspension Feed Kit 48V
A338-00-16- W N  NO DIM
A338-00-17- W N  DIM

For remote power supply

A338-00-27- W N  NO DIM
A338-00-28- W N  DIM

For power supply inside the track

WIRE TRIMLESS ACCESSORIES



FEED
MAINS TRIMLESS*
A023-00-01- W N  NO DIM

MAINS THICK TRIMLESS*
A023-00-02- W N  DIM



FASTENING
STEEL CABLE TRIMLESS*
A023-00-05- W N



COLOUR | N ■ RAL 9005 | W □ RAL 9016 | NT ■ RAL 9005 | WT □ RAL 9016 |

* AS MANY PIECES AS NEEDED ACCORDING TO YOUR PRODUCT



Fuente de luz (LED) reemplazable por un profesional autorizado
 Replaceable (LED only) light source by an authorized professional.
 Source lumineuse (LED) remplaçable par un professionnel agréé
 Sorgente luminosa (LED) sostituibile da parte di un professionista autorizzato
 Austauschbare (LED) Lichtquelle durch einen autorisierten Fachmann



Equipo de control reemplazable por un profesional autorizado
 Replaceable control gear by an authorized professional
 Dispositif de commande remplaçable par un professionnel agréé
 Alimentatore sostituibile da parte di un professionista autorizzato
 Auswechselbares Betriebsgerät durch autorisierten Fachmann

INSTRUCCIONES PARA EL FINAL DE VIDA Y LA ELIMINACIÓN LOS COMPONENTES
 INSTRUCTIONS ON END-OF-LIFE AND COMPONENT DISPOSAL
 INSTRUCTIONS POUR LA GESTION DES COMPOSANTS EN FIN DE VIE ET LEUR MISE AU REBUT
 ISTRUZIONI PER IL FINE VITA E LO SMALTIMENTO DEI COMPONENTI
 ANWEISUNGEN ZUR ENTSORGUNG DER LEUCHTENKOMPONENTEN



Interrumpir la alimentación del aparato
 Cut the power supply to the luminaire
 Couper l'alimentation du luminaire
 Interrompere l'alimentazione dell'apparecchio
 Stromversorgung der Leuchte unterbrechen



Quitar la(s) fuente(s) de luz para el desecho
 Remove light source(s) for disposal
 Retirer la (les) source(s) lumineuse(s) pour l'élimination
 Rimuovere la/le sorgente/e di luce per lo smaltimento
 Lichtquelle(n) zur Entsorgung entfernen



Quitar la batería para el desecho
 Remove the battery for decommissioning
 Retirer la batterie pour sa mise au rebut
 Rimuovere la batteria per la dismissione
 Die Batterie ordnungsgemäß entsorgen



Quitar el equipo de control para el desecho
 Remove control gear for disposal
 Retirer le dispositif de commande pour l'élimination
 Rimuovere l'alimentatore per lo smaltimento
 Betriebsgerät zur Entsorgung ausbauen

Enviar los materiales a un centro de recogida RAEE
 Send the materials to a WEEE collection centre
 Envoyer les matériaux dans une déchetterie DEEE
 Inviare i materiali ad un centro di raccolta RAEE
 Die Materialien in einem WEEE-Zentrum entsorgen

