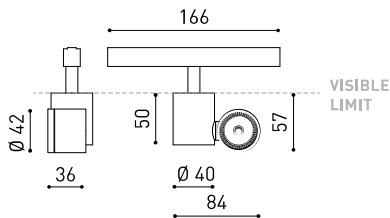




### DIMENSIONS



### ACCESSORIES



HIGH CHROMATIC LED



BEAM MIXER DIFFUSER



ANTI-GLARE HONEYCOMB LOUVER



TRACK 48V OPTIONS

### AWARDS

Silver Delta  
ADI Awards  
2016DESIGN  
AWARD  
2017PREMIO  
ADCV 2017  
OROGOOD  
DESIGN

### PRODUCT

Name IO 48V DIM DALI 30° 3000K NT

Reference A3480221NT

Color Textured black

RAL 9005

Category TRACKLIGHTS

### LIGHT SOURCE

Type LED

Gross luminous flux 505 lm

Colour temperature 3000 K

Chromatic stability MacAdam Step 2

Colour Rendering Index CRI &gt;90

Power 4,5 W

Current 500 mA

Efficacy 112 lm/W

LED lifespan L90B10 &gt;55.000h

### LIGHTING FIXTURE | PHOTOMETRIC DATA

Lighting efficiency 89%

Light beam angle 30°

### LIGHTING FIXTURE | ELECTRICAL DATA

Driver Included

Power values of the system 4,74 W

Voltage 48Vdc

Dimming DALI

Electrical insulation class II

### OTHER DATA

Sealing IP20

Wireless control Please Consult

Swivel angle 325°

Rotation angle 360°

Track type Track 48V

Weight 155 g

Packaged weight 225 g

Packaging dimensions 188 x 163 x 53 mm

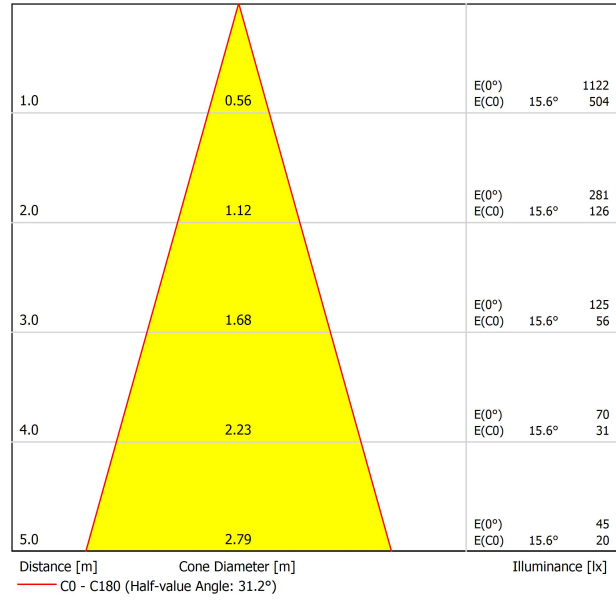
Units per package 1

Materials Aluminium / Polycarbonate

POLAR DIAGRAM



CONICAL DIAGRAM



| Vivid Model<br>Colour Temperature | 2700K | 3000K | 3500K | 4000K | Light Pink |
|-----------------------------------|-------|-------|-------|-------|------------|
| 📖 Reading                         |       |       | •     | •     |            |
| 🥬 Fruits & Vegetables             |       | •     | •     |       |            |
| 🍩 Bakery                          | •     |       |       |       |            |
| 👤 Retail                          |       | •     | •     |       |            |
| 💄 Cosmetics                       |       |       | •     | •     |            |
| 🥩 Meat                            |       |       |       |       | •          |
| 🐟 Fish                            |       |       |       | •     |            |
| 🐠 Seafood                         |       |       |       | •     | •          |



For some of its products, Arkoslight offers the possibility to provide them with a special LED, designed to create an illumination focused on visually promoting goods or products for commercial purposes. It is a high chromaticity LED, capable of identifying the colour shades that produce a positive psychological perception of the illuminated object.

This special LED lighting source offers a much more attractive and intense colour range than a conventional LED, besides being much wider. Technically, this is possible thanks to a special LED setting that includes a «special saturation parameter», capable of highlighting the objects colours and materials in such a way that they seem more attractive within the visible light spectrum. To achieve this performance, in each case, the appropriate diode and specific phosphor coating are carefully selected.



|           | PRODUCT             |
|-----------|---------------------|
| Model     | Beam Mixer Diffuser |
| Reference | 08050100            |
| Category  | Accessories         |

NOT SOLD SEPARATELY.

The Beam Mixer Diffuser is used to smooth beam artifacts caused by parabolic, Fresnel, or TIR lens collimators without significant broadening.

The unique mixing design provides superior far-field smoothing and color mixing with high on-axis brightness. Compared with traditional diffusers, it maintains higher central beam candlepower (CBCP), and produce less undesirable "field light" at higher angles.



|           | PRODUCT                     |
|-----------|-----------------------------|
| Model     | Anti-glare Honeycomb Louver |
| Reference | 08060000NT                  |
| Colour    | NT ■   Textured black       |
| Category  | Accessories                 |

NOT SOLD SEPARATELY.



Accessory made up of louver in the shape of a honeycomb panel to reduce glare and the effects of direct rays of vision.



## TRACK 48V TRIMLESS

|  |                      |
|--|----------------------|
| TRACK 48V TRIMLESS 1m                    | A338-01-00-   N   WT |
| TRACK 48V TRIMLESS 2m                    | A338-02-00-   N   WT |
| TRACK 48V TRIMLESS 3m                    | A338-03-00-   N   WT |
| TRACK 48V TRIMLESS Corner 90° One Plane  | A338-06-00-   N   WT |
| TRACK 48V TRIMLESS Corner 90° Two Planes | A338-07-00-   N   WT |

PLASTERBOARD CEILING, MANDATORY THICKNESS 12,5mm.  
RECOMMENDED FOR INSTALLATIONS WHERE THE PROFILE CAN BE  
INSTALLED BEFORE THE FALSE PLASTERBOARD CEILING.



TRIMLESS INSTALLATION GUIDE  
<https://youtu.be/tgGsQdaYe-w>



## TRACK 48V SURFACE

|  |                       |
|--|-----------------------|
| TRACK 48V SURFACE 1m                   | A338-11-00-   NT   WT |
| TRACK 48V SURFACE 2m                   | A338-12-00-   NT   WT |
| TRACK 48V SURFACE 3m                   | A338-13-00-   NT   WT |
| TRACK 48V SURFACE Corner 90° One Plane | A338-14-00-   NT   WT |



### TRACK 48V TRIMLESS Corner 90° One Plane



\*Electrical connection not included

### TRACK 48V TRIMLESS Corner 90° Two Planes



\*Electrical connection not included

### TRACK 48V SURFACE Corner 90° One Plane



Electrical connection not included  
Straight joiner included



### DROP VOLTAGE TABLE

| POWER [W] | CABLE SECTION [mm <sup>2</sup> ] | CABLE LENGTH (m) |    |    |    |
|-----------|----------------------------------|------------------|----|----|----|
|           |                                  | 5                | 10 | 20 | 30 |
| 100       | 0,75                             | 50               | 50 | X  | X  |
|           | 1,5                              | 50               | 50 | 40 | 25 |
| 150       | 0,75                             | 40               | 15 | X  | X  |
|           | 1,5                              | 50               | 40 | 20 | X  |

|                                   | P               | V    | D   |                  |
|-----------------------------------|-----------------|------|-----|------------------|
| CONSTANT VOLTAGE LED POWER SUPPLY | 0434-01-61*   N | 100W | 48V | 298 x 16 x 19 mm |
|                                   | 0434-01-62      | 150W | 48V | 350 x 30 x 18 mm |

220 V<sub>-</sub>  
240

\*To be installed inside the track.



COLOUR | N ■ RAL 9005 | NT ■ RAL 9005 | WT □ RAL 9016 |

ALL 48V TRACK



Live-End Connector 48V  
A338-00-01- | W | N |



Central Connector 48V  
A338-00-02- | W | N |



L-JOINT Connector 48V  
A338-00-12- | W | N |



Wireless Control 48V  
0434-01-31- | W | N | Casambi/AAG Stucchi App



Corner 90° Connector One Plane 48V  
A338-00-24- | W | N |



Cover Gap 1m 48V  
A338-00-30- | N | W |

\*Not suitable for trimless version

TRIMLESS 48V

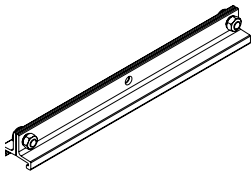


Trimless T-Bracket 48V  
A338-00-03



Trimless Clamp for M6 ROD 48V  
A338-00-09

\*See accessories quantities

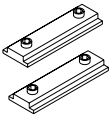


Trimless Long T-Bracket 48V  
A338-00-04



Trimless Track Clamp 48V  
A338-00-10

\*See accessories quantities

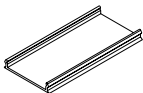


Trimless Straight Joiner 48V (2 Units)  
A338-00-05- | WT | N |



Trimless Suspension Kit 48V  
A338-00-08

\*See accessories quantities



Trimless Plaster Installation Guard 1m 48V  
A338-00-21

\* SUGGESTED MOUNTING ACCESSORIES QUANTITIES

- 1000mm - 2 Pcs.
- 2000mm - 3 Pcs.
- 3000mm - 4 Pcs.

COLOUR | N ■ RAL 9005 | W □ RAL 9016 | NT ■ RAL 9005 | WT □ RAL 9016 |

## TRIMLESS, SURFACE & SUSPENSION 48V



### End 48V

A338-00-06- | WT | NT |



### End feed 48V

A338-00-07- | WT | NT |

## SURFACE, SUSPENSION 48V



### Surface Straight Joiner 48V

A338-00-11

## SURFACE 48V



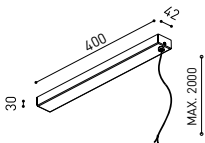
### TRACK 48V Power Supply Case

A338-00-29- | NT | WT | 150 W

220 V -  
240 INCL

\*To be installed aside 48V Surface Tracks

## SUSPENSION 48V

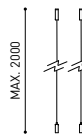


### Wired Power Supply Case 48V

A338-00-25- | NT | WT | 150 W NO DIM

A338-00-26- | NT | WT | 150 W DIM

220 V -  
240 INCL



### Suspension Kit 48V (2 units)

A338-00-15- | WT | NT |



### Suspension Feed Kit 48V

A338-00-16- | W | N | NO DIM

A338-00-17- | W | N | DIM

For remote power supply

A338-00-27- | W | N | NO DIM

A338-00-28- | W | N | DIM

For power supply inside the track

## WIRE TRIMLESS ACCESSORIES



### FEED

#### MAINS TRIMLESS\*

A023-00-01- | W | N | NO DIM

#### MAINS THICK TRIMLESS\*

A023-00-02- | W | N | DIM



### FASTENING

#### STEEL CABLE TRIMLESS\*

A023-00-05- | W | N |



MAINS TRIMLESS



MAINS THICK TRIMLESS



STEEL CABLE TRIMLESS



\* AS MANY PIECES AS NEEDED ACCORDING TO YOUR PRODUCT

COLOUR | N ■ RAL 9005 | W □ RAL 9016 | NT ■ RAL 9005 | WT □ RAL 9016 |





Fuente de luz (LED) reemplazable por un profesional autorizado

Replaceable (LED only) light source by an authorized professional.

Source lumineuse (LED) remplaçable par un professionnel agréé

Sorgente luminosa (LED) sostituibile da parte di un professionista autorizzato

Austauschbare (LED) Lichtquelle durch einen autorisierten Fachmann



Equipo de control reemplazable por un profesional autorizado

Replaceable control gear by an authorized professional

Dispositif de commande remplaçable par un professionnel agréé

Alimentatore sostituibile da parte di un professionista autorizzato

Auswechselbares Betriebsgerät durch autorisierten Fachmann

INSTRUCCIONES PARA EL FINAL DE VIDA Y LA ELIMINACIÓN LOS COMPONENTES  
 INSTRUCTIONS ON END-OF-LIFE AND COMPONENT DISPOSAL  
 INSTRUCTIONS POUR LA GESTION DES COMPOSANTS EN FIN DE VIE ET LEUR MISE AU REBUT  
 ISTRUZIONI PER IL FINE VITA E LO SMALTIMENTO DEI COMPONENTI  
 ANWEISUNGEN ZUR ENTSORGUNG DER LEUCHTENKOMPONENTEN



Interrumpir la alimentación del aparato  
 Cut the power supply to the luminaire  
 Couper l'alimentation du luminaire  
 Interrompere l'alimentazione dell'apparecchio  
 Stromversorgung der Leuchte unterbrechen



Quitar la(s) fuente(s) de luz para el desecho  
 Remove light source(s) for disposal  
 Retirer la (les) source(s) lumineuse(s) pour l'élimination  
 Rimuovere la/le sorgente/e di luce per lo smaltimento  
 Lichtquelle(n) zur Entsorgung entfernen



Quitar la batería para el desecho  
 Remove the battery for decommissioning  
 Retirer la batterie pour sa mise au rebut  
 Rimuovere la batteria per la dismissione  
 Die Batterie ordnungsgemäß entsorgen



Quitar el equipo de control para el desecho  
 Remove control gear for disposal  
 Retirer le dispositif de commande pour l'élimination  
 Rimuovere l'alimentatore per lo smaltimento  
 Betriebsgerät zur Entsorgung ausbauen



Enviar los materiales a un centro de recogida RAEE  
 Send the materials to a WEEE collection centre  
 Envoyer les matériaux dans une déchetterie DEEE  
 Inviare i materiali ad un centro di raccolta RAEE  
 Die Materialien in einem WEEE-Zentrum entsorgen

