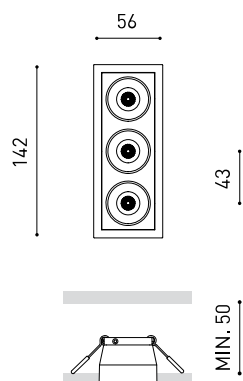


DIMENSIONS



AWARDS



Name	BLACK FOSTER REC 3 FLOOD DIM PUSH 4000K WN
Reference	A3193022WN
Color	White-Black
RAL	Colour in the mass looks alike RAL 9016 & 9005
Category	CEILING RECESSED

Type	LED
Gross luminous flux	750 lm
Colour temperature	4000 K
Chromatic stability	MacAdam Step 3
Colour Rendering Index	CRI > 90
Power	6,3 W
Current	700 mA
Efficacy	119 lm/W
LED lifespan	L90B10 > 102.000h

Lighting efficiency	92%
Light beam angle	38°

Driver	Included - Connected
Power values of the system	7,16 W
Voltage	220V/240V
Frecuency	50/60 Hz
Dimming	Push
Electrical insulation class	□

Sealing	IP20
Wireless control	Please Consult
Emergency power supply	Please Consult
Recess measurements	50 x 136 mm
Weight	325 g
Packaged weight	420 g
Packaging dimensions	168 x 98 x 74 mm
Units per package	1
Materials	Aluminium / Acrylonitrile Butadiene Styrene

PRODUCT

LIGHT SOURCE

LIGHTING FIXTURE | PHOTOMETRIC DATA

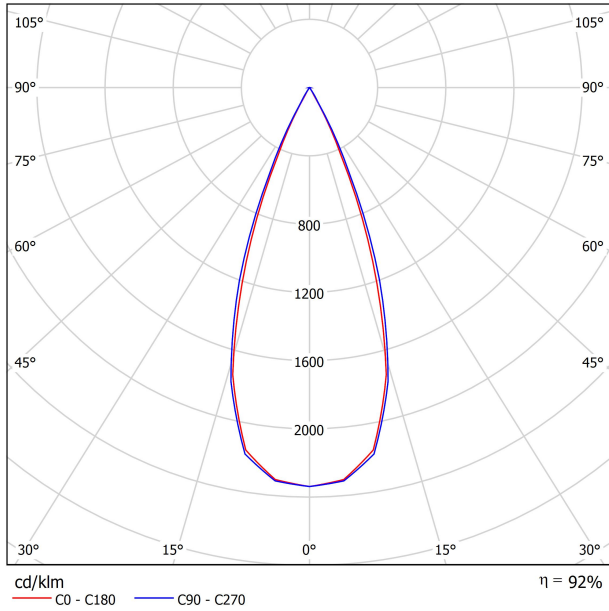
LIGHTING FIXTURE | ELECTRICAL DATA

OTHER DATA

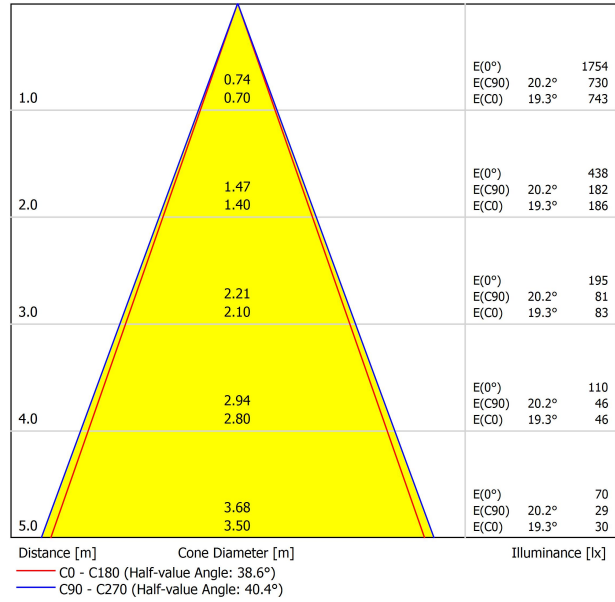


Black Foster is the product that transfers the claimed effect "The Invisible Black" to a recessed-isolated lineal luminary; also available in trimless version. If we take a closer view to the recessed model, its bezel is so thin than when lighted up, it is unperceived; offering an aesthetic of "visual trimless". Black Foster stands out for its refinement, its visual comfort and for almost completely hide the source of light from the human eye range.

POLAR DIAGRAM



CONICAL DIAGRAM



UGR

Glare Evaluation According to UGR											
ρ Ceiling	70	70	50	50	30	70	70	50	50	30	30
ρ Walls	50	30	50	30	30	50	30	50	30	30	30
ρ Floor	20	20	20	20	20	20	20	20	20	20	20
Room Size X Y		Viewing direction at right angles to lamp axis					Viewing direction parallel to lamp axis				
2H	2H	-10.8	-10.2	-10.6	-10.0	-9.8	-10.9	-10.2	-10.6	-10.0	-9.9
	3H	-5.8	-5.3	-5.6	-5.0	-4.8	-4.9	-4.3	-4.6	-4.1	-3.9
	4H	-2.8	-2.3	-2.5	-2.0	-1.8	-1.6	-1.0	-1.3	-0.8	-0.5
	6H	0.6	1.1	0.9	1.4	1.7	2.0	2.5	2.4	2.8	3.1
	8H	2.4	2.9	2.7	3.1	3.4	3.8	4.3	4.2	4.6	4.9
4H	2H	-9.1	-8.6	-8.8	-8.3	-8.1	-9.2	-8.6	-8.9	-8.4	-8.1
	3H	-4.1	-3.6	-3.7	-3.3	-3.0	-3.3	-2.9	-3.0	-2.6	-2.3
	4H	-1.0	-0.6	-0.6	-0.3	0.0	0.0	0.4	0.4	0.7	1.1
	6H	2.5	2.8	2.9	3.1	3.5	3.7	4.0	4.1	4.4	4.8
	8H	4.3	4.6	4.7	5.0	5.4	5.6	5.9	6.0	6.3	6.7
8H	2H	6.3	6.5	6.7	6.9	7.4	7.7	7.9	8.1	8.3	8.7
	4H	0.2	0.5	0.7	0.9	1.3	1.0	1.3	1.4	1.6	2.0
	6H	3.9	4.1	4.3	4.5	4.9	4.9	5.1	5.3	5.5	5.9
	8H	5.8	6.0	6.3	6.5	6.9	6.9	7.1	7.4	7.5	8.0
	12H	8.0	8.1	8.5	8.6	9.1	9.2	9.3	9.7	9.8	10.3
12H	4H	0.8	1.0	1.2	1.4	1.9	1.3	1.6	1.8	2.0	2.4
	6H	4.4	4.6	4.9	5.0	5.5	5.2	5.4	5.7	5.9	6.3
	8H	6.5	6.6	7.0	7.1	7.6	7.4	7.5	7.9	8.0	8.5
Variation of the observer position for the luminaire distances S											
S = 1.0H	+0.7 / -0.3					+1.3 / -0.4					
S = 1.5H	+1.4 / -0.5					+2.7 / -0.7					
S = 2.0H	+2.4 / -0.8					+4.2 / -0.9					
Standard table Correction Summand	---					---					
Corrected Glare Indices referring to 750lm Total Luminous Flux											



Fuente de luz (LED) reemplazable por un profesional autorizado

Replaceable (LED only) light source by an authorized professional.

Source lumineuse (LED) remplaçable par un professionnel agréé

Sorgente luminosa (LED) sostituibile da parte di un professionista autorizzato

Austauschbare (LED) Lichtquelle durch einen autorisierten Fachmann



Equipo de control reemplazable por un profesional autorizado

Replaceable control gear by an authorized professional

Dispositif de commande remplaçable par un professionnel agréé

Alimentatore sostituibile da parte di un professionista autorizzato

Auswechselbares Betriebsgerät durch autorisierten Fachmann

INSTRUCCIONES PARA EL FINAL DE VIDA Y LA ELIMINACIÓN LOS COMPONENTES
 INSTRUCTIONS ON END-OF-LIFE AND COMPONENT DISPOSAL
 INSTRUCTIONS POUR LA GESTION DES COMPOSANTS EN FIN DE VIE ET LEUR MISE AU REBUT
 ISTRUZIONI PER IL FINE VITA E LO SMALTIMENTO DEI COMPONENTI
 ANWEISUNGEN ZUR ENTSORGUNG DER LEUCHTENKOMPONENTEN



Interrumpir la alimentación del aparato
 Cut the power supply to the luminaire
 Couper l'alimentation du luminaire
 Interrompere l'alimentazione dell'apparecchio
 Stromversorgung der Leuchte unterbrechen



Quitar la(s) fuente(s) de luz para el desecho
 Remove light source(s) for disposal
 Retirer la (les) source(s) lumineuse(s) pour l'élimination
 Rimuovere la/le sorgente/e di luce per lo smaltimento
 Lichtquelle(n) zur Entsorgung entfernen



Quitar la batería para el desecho
 Remove the battery for decommissioning
 Retirer la batterie pour sa mise au rebut
 Rimuovere la batteria per la dismissione
 Die Batterie ordnungsgemäß entsorgen



Quitar el equipo de control para el desecho
 Remove control gear for disposal
 Retirer le dispositif de commande pour l'élimination
 Rimuovere l'alimentatore per lo smaltimento
 Betriebsgerät zur Entsorgung ausbauen



Enviar los materiales a un centro de recogida RAEE
 Send the materials to a WEEE collection centre
 Envoyer les matériaux dans une déchetterie DEEE
 Inviare i materiali ad un centro di raccolta RAEE
 Die Materialien in einem WEEE-Zentrum entsorgen

