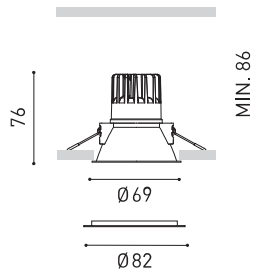




### DIMENSIONS



### ACCESSORIES



IP65 ACCESSORY



ADD-ON BEZEL

### AWARDS



reddot design award  
winner 2015



GERMAN  
DESIGN  
AWARD  
NOMINEE  
2016

### PRODUCT

|           |  |
|-----------|--|
| Name      | SWAP S SUPERCRI 7W DIM DALI/PUSH 4000K N |
| Reference | A3121232N                                |
| Color     | Matt black                               |
| RAL       | 9005                                     |
| Category  | CEILING RECESSED                         |

### LIGHT SOURCE

|                        |                  |
|------------------------|------------------|
| Type                   | LED              |
| Gross luminous flux    | 820 lm           |
| Colour temperature     | 4000 K           |
| Chromatic stability    | MacAdam Step 2   |
| Colour Rendering Index | CRI > 97         |
| Power                  | 7 W              |
| Current                | 200 mA           |
| Efficacy               | 117 lm/W         |
| LED lifespan           | L90B10 > 55.000h |

### LIGHTING FIXTURE | PHOTOMETRIC DATA

|                     |     |
|---------------------|-----|
| Lighting efficiency | 64% |
| Light beam angle    | 33° |

### LIGHTING FIXTURE | ELECTRICAL DATA

|                             |   |
|-----------------------------|---|
| Driver                      | Included - Fast Connect                 |
| Power values of the system  | 7,95 W                                  |
| Voltage                     | 220V/240V                               |
| Frecuency                   | 50/60 Hz                                |
| Dimming                     | DALI / Push - Other DIM, please consult |
| Electrical insulation class | <input type="checkbox"/>                |

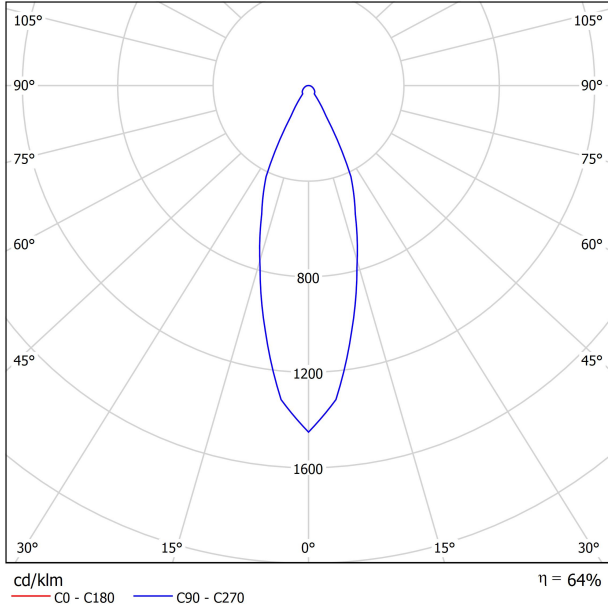
### OTHER DATA

|                        |                           |
|------------------------|---------------------------|
| Sealing                | IP20                      |
| Wireless control       | Please Consult            |
| Emergency power supply | Please Consult            |
| Impact resistance      | IK07                      |
| Recess measurements    | Ø62 mm                    |
| Weight                 | 200 g                     |
| Packaged weight        | 233,5 g                   |
| Packaging dimensions   | 147 x 132 x 134 mm        |
| Units per package      | 1                         |
| Materials              | Aluminium / Polycarbonate |

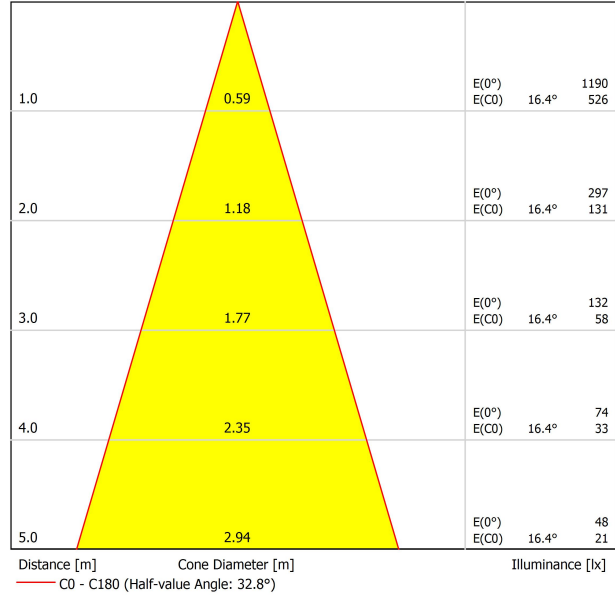


Swap is a ceiling recessed LED spotlight whose main features are its minimalist aspect, its perfect integration into the ceiling, and considerable visual comfort, thanks to the small reflector that is set back with respect to the ceiling plane. When it is switched on, its matte finish shade generates an attractive effect, a discrete circle of light. It includes an add-on bezel that can be used optionally to cover larger recess diameters.

POLAR DIAGRAM



CONICAL DIAGRAM



UGR

| Glare Evaluation According to UGR                                |             |  |      |      |      |             |   |      |      |      |      |
|--|-------------|--|------|------|------|-------------|---|------|------|------|------|
| ρ Ceiling  | 70          | 70   | 50   | 50   | 30   | 70          | 70                                      | 50   | 50   | 30   |      |
| ρ Walls  | 50          | 30   | 50   | 30   | 30   | 50          | 30                                      | 50   | 30   | 30   |      |
| ρ Floor  | 20          | 20   | 20   | 20   | 20   | 20          | 20                                      | 20   | 20   | 20   |      |
| Room Size X Y  |             | Viewing direction at right angles to lamp axis |      |      |      |             | Viewing direction parallel to lamp axis |      |      |      |      |
| 2H   | 2H          | 17.2   | 18.0 | 17.4 | 18.2 | 18.4        | 17.2                                    | 18.0 | 17.4 | 18.2 | 18.4 |
|  | 3H          | 19.1   | 19.8 | 19.4 | 20.0 | 20.3        | 19.1                                    | 19.8 | 19.4 | 20.0 | 20.3 |
|  | 4H          | 19.9   | 20.6 | 20.2 | 20.8 | 21.1        | 19.9                                    | 20.6 | 20.2 | 20.8 | 21.1 |
|  | 6H          | 20.6   | 21.3 | 21.0 | 21.6 | 21.8        | 20.6                                    | 21.3 | 21.0 | 21.6 | 21.8 |
|  | 8H          | 21.0   | 21.6 | 21.3 | 21.9 | 22.2        | 21.0                                    | 21.6 | 21.3 | 21.9 | 22.2 |
| 4H   | 2H          | 17.8   | 18.5 | 18.1 | 18.7 | 19.0        | 17.8                                    | 18.5 | 18.1 | 18.7 | 19.0 |
|  | 3H          | 19.9   | 20.5 | 20.3 | 20.8 | 21.1        | 19.9                                    | 20.5 | 20.3 | 20.8 | 21.1 |
|  | 4H          | 20.9   | 21.4 | 21.3 | 21.8 | 22.1        | 20.9                                    | 21.4 | 21.3 | 21.8 | 22.1 |
|  | 6H          | 21.8   | 22.3 | 22.2 | 22.6 | 23.0        | 21.8                                    | 22.3 | 22.2 | 22.6 | 23.0 |
|  | 8H          | 22.2   | 22.6 | 22.6 | 23.0 | 23.4        | 22.2                                    | 22.6 | 22.6 | 23.0 | 23.4 |
| 8H   | 4H          | 21.3   | 21.7 | 21.7 | 22.1 | 22.5        | 21.3                                    | 21.7 | 21.7 | 22.1 | 22.5 |
|  | 6H          | 22.4   | 22.7 | 22.8 | 23.1 | 23.6        | 22.4                                    | 22.7 | 22.8 | 23.1 | 23.6 |
|  | 8H          | 22.9   | 23.2 | 23.4 | 23.6 | 24.1        | 22.9                                    | 23.2 | 23.4 | 23.6 | 24.1 |
|  | 12H         | 23.4   | 23.7 | 23.9 | 24.1 | 24.6        | 23.4                                    | 23.7 | 23.9 | 24.1 | 24.6 |
|  | 12H         | 4H   | 21.4 | 21.7 | 21.8 | 22.1        | 22.5                                    | 21.4 | 21.7 | 21.8 | 22.1 |
| 6H   |             | 22.5   | 22.8 | 23.0 | 23.2 | 23.7        | 22.5                                    | 22.8 | 23.0 | 23.2 | 23.7 |
| 8H   |             | 23.1   | 23.3 | 23.6 | 23.8 | 24.3        | 23.1                                    | 23.3 | 23.6 | 23.8 | 24.3 |
| Variation of the observer position for the luminaire distances S |             |  |      |      |      |             |   |      |      |      |      |
| S = 1.0H   | +0.2 / -0.1 |  |      |      |      | +0.2 / -0.1 |   |      |      |      |      |
| S = 1.5H   | +0.4 / -0.3 |  |      |      |      | +0.4 / -0.3 |   |      |      |      |      |
| S = 2.0H   | +0.6 / -0.6 |  |      |      |      | +0.6 / -0.6 |   |      |      |      |      |
| Standard table   | BK07        |  |      |      |      | BK07        |   |      |      |      |      |
| Correction Summand   | 4.9         |  |      |      |      | 4.9         |   |      |      |      |      |
| Corrected Glare Indices referring to 820lm Total Luminous Flux   |             |  |      |      |      |             |   |      |      |      |      |



IP20



IP65

|           | PRODUCT          |
|-----------|------------------|
| Model     | IP65 Accessory S |
| Reference | A2121065         |
| Category  | Accessories      |

PRE-ASSEMBLED. NOT SOLD SEPARATELY.  
AFFECTS THE LIGHTING PARAMETERS.



36°

To make the difference, Swap IP65 reaches a high sealing level, maintaining at the same time the same aesthetics as a standard Swap. The insulating property is obtained thanks to a protection placed just over the LED, and a silicone joint on the internal part of the bezel. In this way, the external aspect of Swap IP65 is identical to any other Swap IP20.

Swap offers the possibility of requesting any of its models with IP65-rated weather resistance, which converts it into an optimal luminaire to be installed in atmospheres where the product may suffer from the impact of water or frequent presence of humidity.



|          | PRODUCT             |
|----------|---------------------|
| Model    | Swap S Add-On Bezel |
| Colour   | N ■   Matt black    |
| Category | Accessories         |



① 62-66

+

① 66-78

Accessory always included but for optional use.

It extends the piece's bezel to cover larger recesses, keeping Swap's minimalism and its perfect integration into the ceiling.

Easy to fit. Ideal for reforms to replace the light spot, with the already existing holes, without altering the ceiling or repainting. Swap is the best option for updating to LED technology by means of a real light fixture with incorporated LED, in contrast to just a retrofit lamp that only implies a less efficient update of the light source.



Fuente de luz (LED) reemplazable por un profesional autorizado

Replaceable (LED only) light source by an authorized professional.

Source lumineuse (LED) remplaçable par un professionnel agréé

Sorgente luminosa (LED) sostituibile da parte di un professionista autorizzato

Austauschbare (LED) Lichtquelle durch einen autorisierten Fachmann



Equipo de control reemplazable por un profesional autorizado

Replaceable control gear by an authorized professional

Dispositif de commande remplaçable par un professionnel agréé

Alimentatore sostituibile da parte di un professionista autorizzato

Auswechselbares Betriebsgerät durch autorisierten Fachmann

INSTRUCCIONES PARA EL FINAL DE VIDA Y LA ELIMINACIÓN LOS COMPONENTES  
 INSTRUCTIONS ON END-OF-LIFE AND COMPONENT DISPOSAL  
 INSTRUCTIONS POUR LA GESTION DES COMPOSANTS EN FIN DE VIE ET LEUR MISE AU REBUT  
 ISTRUZIONI PER IL FINE VITA E LO SMALTIMENTO DEI COMPONENTI  
 ANWEISUNGEN ZUR ENTSORGUNG DER LEUCHTENKOMPONENTEN



Interrumpir la alimentación del aparato  
 Cut the power supply to the luminaire  
 Couper l'alimentation du luminaire  
 Interrompere l'alimentazione dell'apparecchio  
 Stromversorgung der Leuchte unterbrechen



Quitar la(s) fuente(s) de luz para el desecho  
 Remove light source(s) for disposal  
 Retirer la (les) source(s) lumineuse(s) pour l'élimination  
 Rimuovere la/le sorgente/e di luce per lo smaltimento  
 Lichtquelle(n) zur Entsorgung entfernen



Quitar la batería para el desecho  
 Remove the battery for decommissioning  
 Retirer la batterie pour sa mise au rebut  
 Rimuovere la batteria per la dismissione  
 Die Batterie ordnungsgemäß entsorgen



Quitar el equipo de control para el desecho  
 Remove control gear for disposal  
 Retirer le dispositif de commande pour l'élimination  
 Rimuovere l'alimentatore per lo smaltimento  
 Betriebsgerät zur Entsorgung ausbauen



Enviar los materiales a un centro de recogida RAEE  
 Send the materials to a WEEE collection centre  
 Envoyer les matériaux dans une déchetterie DEEE  
 Inviare i materiali ad un centro di raccolta RAEE  
 Die Materialien in einem WEEE-Zentrum entsorgen

