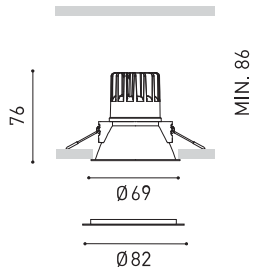




DIMENSIONS



ACCESSORIES



IP65 ACCESSORY



ADD-ON BEZEL

AWARDS



reddot design award
winner 2015



GERMAN
DESIGN
AWARD
NOMINEE
2016

Name	SWAP S SUPERCRI 7W DIM DALI/PUSH 2700K G
Reference	A3121230G
Color	Gold
RAL	1036
Category	CEILING RECESSED

PRODUCT

Type	LED
Gross luminous flux	770 lm
Colour temperature	2700 K
Chromatic stability	MacAdam Step 2
Colour Rendering Index	CRI > 97
Power	7 W
Current	200 mA
Efficacy	110 lm/W
LED lifespan	L90B10 > 55.000h

LIGHT SOURCE

Lighting efficiency	77%
Light beam angle	33°

LIGHTING FIXTURE | PHOTOMETRIC DATA

Driver	Included - Fast Connect
Power values of the system	7,95 W
Voltage	220V/240V
Frecuency	50/60 Hz
Dimming	DALI / Push - Other DIM, please consult
Electrical insulation class	<input type="checkbox"/>

LIGHTING FIXTURE | ELECTRICAL DATA

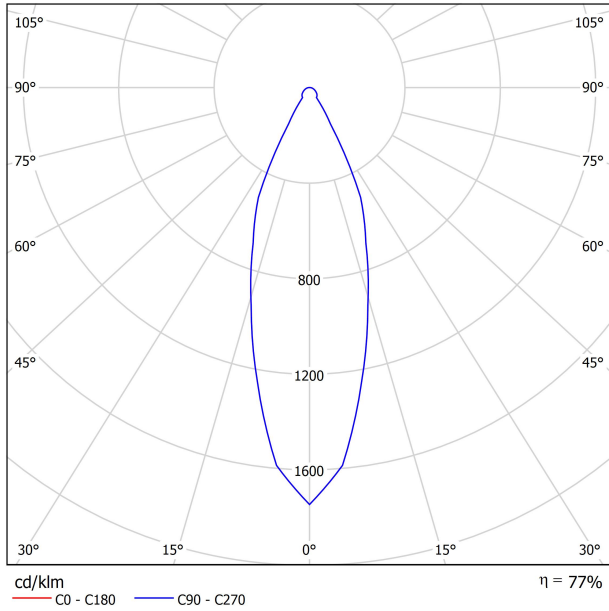
Sealing	IP20
Wireless control	Please Consult
Emergency power supply	Please Consult
Impact resistance	IK07
Recess measurements	Ø62 mm
Weight	200 g
Packaged weight	233,5 g
Packaging dimensions	147 x 132 x 134 mm
Units per package	1
Materials	Aluminium / Polycarbonate

OTHER DATA

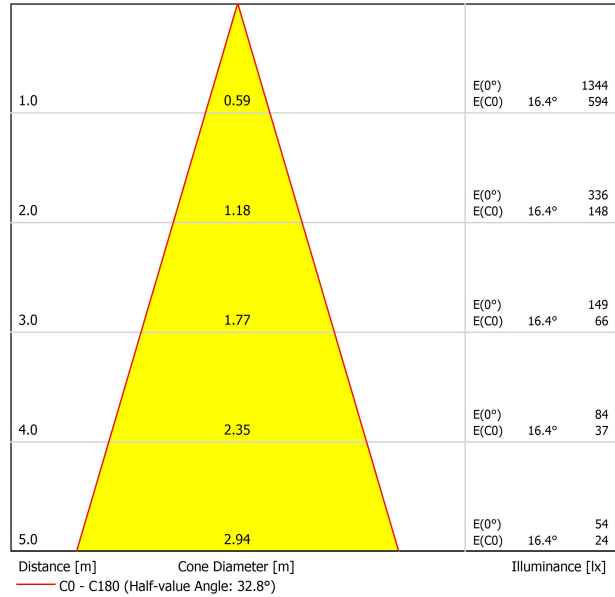


Swap is a ceiling recessed LED spotlight whose main features are its minimalist aspect, its perfect integration into the ceiling, and considerable visual comfort, thanks to the small reflector that is set back with respect to the ceiling plane. When it is switched on, its matte finish shade generates an attractive effect, a discrete circle of light. It includes an add-on bezel that can be used optionally to cover larger recess diameters.

POLAR DIAGRAM



CONICAL DIAGRAM



UGR

Glare Evaluation According to UGR											
ρ Ceiling		70	70	50	50	30	70	70	50	50	30
ρ Walls		50	30	50	30	30	50	30	50	30	30
ρ Floor		20	20	20	20	20	20	20	20	20	20
Room Size X Y		Viewing direction at right angles to lamp axis					Viewing direction parallel to lamp axis				
2H	2H	17.6	18.4	17.9	18.6	18.8	17.6	18.4	17.9	18.6	18.8
	3H	19.5	20.2	19.8	20.5	20.7	19.5	20.2	19.8	20.5	20.7
	4H	20.3	21.0	20.6	21.3	21.5	20.3	21.0	20.6	21.3	21.5
	6H	21.1	21.7	21.4	22.0	22.3	21.1	21.7	21.4	22.0	22.3
	8H	21.4	22.0	21.7	22.3	22.6	21.4	22.0	21.7	22.3	22.6
4H	2H	18.2	18.9	18.5	19.2	19.4	18.2	18.9	18.5	19.2	19.4
	3H	20.4	20.9	20.7	21.2	21.6	20.4	20.9	20.7	21.2	21.6
	4H	21.3	21.9	21.7	22.2	22.5	21.3	21.9	21.7	22.2	22.5
	6H	22.2	22.7	22.6	23.0	23.4	22.2	22.7	22.6	23.0	23.4
	8H	22.6	23.0	23.1	23.4	23.8	22.6	23.0	23.1	23.4	23.8
8H	4H	21.7	22.1	22.1	22.5	22.9	21.7	22.1	22.1	22.5	22.9
	6H	22.8	23.1	23.3	23.5	24.0	22.8	23.1	23.3	23.5	24.0
	8H	23.3	23.6	23.8	24.1	24.5	23.3	23.6	23.8	24.1	24.5
	12H	23.9	24.1	24.4	24.6	25.0	23.9	24.1	24.4	24.6	25.0
	12H	4H	21.8	22.1	22.2	22.5	23.0	21.8	22.1	22.2	22.5
6H		22.9	23.2	23.4	23.6	24.1	22.9	23.2	23.4	23.6	24.1
8H		23.5	23.7	24.0	24.2	24.7	23.5	23.7	24.0	24.2	24.7
Variation of the observer position for the luminaire distances S											
S = 1.0H		+0.2 / -0.1					+0.2 / -0.1				
S = 1.5H		+0.4 / -0.3					+0.4 / -0.3				
S = 2.0H		+0.6 / -0.6					+0.6 / -0.6				
Standard table		BK07					BK07				
Correction Summand		6.2					6.2				
Corrected Glare Indices referring to 770lm Total Luminous Flux											



	PRODUCT
Model	IP65 Accessory S
Reference	A2121065
Category	Accessories

PRE-ASSEMBLED. NOT SOLD SEPARATELY.
AFFECTS THE LIGHTING PARAMETERS.



36°

To make the difference, Swap IP65 reaches a high sealing level, maintaining at the same time the same aesthetics as a standard Swap. The insulating property is obtained thanks to a protection placed just over the LED, and a silicone joint on the internal part of the bezel. In this way, the external aspect of Swap IP65 is identical to any other Swap IP20.

Swap offers the possibility of requesting any of its models with IP65-rated weather resistance, which converts it into an optimal luminaire to be installed in atmospheres where the product may suffer from the impact of water or frequent presence of humidity.



	PRODUCT
Model	Swap S Add-On Bezel
Colour	W □ Matt white
Category	Accessories



① 62-66

+

① 66-78

Accessory always included but for optional use.

It extends the piece's bezel to cover larger recesses, keeping Swap's minimalism and its perfect integration into the ceiling.

Easy to fit. Ideal for reforms to replace the light spot, with the already existing holes, without altering the ceiling or repainting. Swap is the best option for updating to LED technology by means of a real light fixture with incorporated LED, in contrast to just a retrofit lamp that only implies a less efficient update of the light source.



Fuente de luz (LED) reemplazable por un profesional autorizado
 Replaceable (LED only) light source by an authorized professional.
 Source lumineuse (LED) remplaçable par un professionnel agréé
 Sorgente luminosa (LED) sostituibile da parte di un professionista autorizzato
 Austauschbare (LED) Lichtquelle durch einen autorisierten Fachmann



Equipo de control reemplazable por un profesional autorizado
 Replaceable control gear by an authorized professional
 Dispositif de commande remplaçable par un professionnel agréé
 Alimentatore sostituibile da parte di un professionista autorizzato
 Auswechselbares Betriebsgerät durch autorisierten Fachmann

INSTRUCCIONES PARA EL FINAL DE VIDA Y LA ELIMINACIÓN LOS COMPONENTES
 INSTRUCTIONS ON END-OF-LIFE AND COMPONENT DISPOSAL
 INSTRUCTIONS POUR LA GESTION DES COMPOSANTS EN FIN DE VIE ET LEUR MISE AU REBUT
 ISTRUZIONI PER IL FINE VITA E LO SMALTIMENTO DEI COMPONENTI
 ANWEISUNGEN ZUR ENTSORGUNG DER LEUCHTENKOMPONENTEN



Interrumpir la alimentación del aparato
 Cut the power supply to the luminaire
 Couper l'alimentation du luminaire
 Interrompere l'alimentazione dell'apparecchio
 Stromversorgung der Leuchte unterbrechen



Quitar la(s) fuente(s) de luz para el desecho
 Remove light source(s) for disposal
 Retirer la (les) source(s) lumineuse(s) pour l'élimination
 Rimuovere la/le sorgente/e di luce per lo smaltimento
 Lichtquelle(n) zur Entsorgung entfernen



Quitar la batería para el desecho
 Remove the battery for decommissioning
 Retirer la batterie pour sa mise au rebut
 Rimuovere la batteria per la dismissione
 Die Batterie ordnungsgemäß entsorgen



Quitar el equipo de control para el desecho
 Remove control gear for disposal
 Retirer le dispositif de commande pour l'élimination
 Rimuovere l'alimentatore per lo smaltimento
 Betriebsgerät zur Entsorgung ausbauen

Enviar los materiales a un centro de recogida RAEE
 Send the materials to a WEEE collection centre
 Envoyer les matériaux dans une déchetterie DEEE
 Inviare i materiali ad un centro di raccolta RAEE
 Die Materialien in einem WEEE-Zentrum entsorgen

