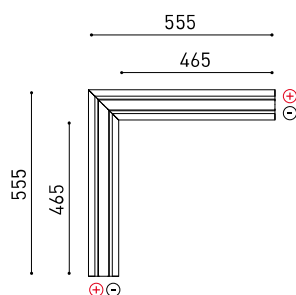




DIMENSIONS



ACCESSORIES



CUSTOM & MOUNTING
ACCESSORIES



DRIVER OPTIONS

Name	BRIGHT LINE HO CORNER 90° ONE PLANE A POL 3000K W
Reference	A3040071W
Color	Matt white
RAL	9016
Category	CUSTOM SYSTEMS

LIGHT SOURCE

Type	LED
Gross luminous flux	2382 lm
Colour temperature	3000 K
Chromatic stability	MacAdam Step 2
Colour Rendering Index	CRI > 90
Power	23 W
Efficacy	104 lm/W
LED lifespan	L80B10 > 60.000h

LIGHTING FIXTURE | PHOTOMETRIC DATA

Lighting efficiency	43%
Light beam angle	110°

LIGHTING FIXTURE | ELECTRICAL DATA

Driver	Excluded: Must be placed on remote
Voltage	24V
Dimming	No Dim / DALI / Push
Electrical insulation class	III

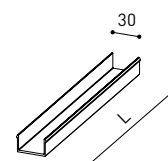
OTHER DATA

Sealing	IP20
Wireless control	Please Consult
Diffuser included	Yes
Weight	1175 g
Packaged weight	1830 g
Packaging dimensions	613 x 597 x 96 mm
Units per package	1
Materials	Aluminium / Polycarbonate



Bright Line is a customizable 3 cm wide linear shaped lighting fixture, that emits a diffuse light and gets perfectly integrated into the architecture. Provided with a perfect light continuity and homogeneity all along its course, this lighting product's aim is to help designers and architects draw the luminous lines that highlight the architectural shapes, the spatial guidelines, the transit direction... Composed of a modular system, Bright Line is able to define straight lines and also 90° angles on flat surfaces. *** NOTE: Recommended for installations where the profile can be installed before the false plasterboard ceiling (thickness 12,5 mm).

		L
BRIGHT LINE Diffuser	A303-10-01	1000mm
	A303-10-02	2000mm
	A303-10-03	3000mm



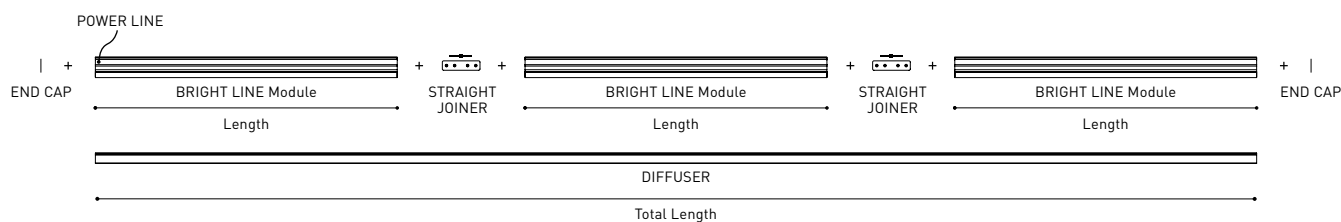
BRIGHT LINE End Caps Kit	A303-10-00- W	Thickness of each cover 2mm.
--------------------------	-----------------	------------------------------



BRIGHT LINE Straight Joiner	A303-10-04	
-----------------------------	------------	--



BRIGHT LINE Power Line	A303-10-05	
------------------------	------------	--



COLOUR | W RAL 9016 |

MATERIAL | AL | PC |

TRIMLESS INSTALLATION GUIDE
<https://youtu.be/tgGsQdaYe-w>



BRIGHT LINE Track Clamp Kit

A219-21-20- | B |



BRIGHT LINE Flush Ceiling Kit

A219-22-06- | B |



BRIGHT LINE Track Clamp Kit for M6 Rod

A219-21-21- | B |



BRIGHT LINE Suspension Kit

A219-21-10- | B |

**SUGGESTED MOUNTING ACCESSORIES QUANTITIES**

250mm. - 2Pcs.

500mm. - 2Pcs.

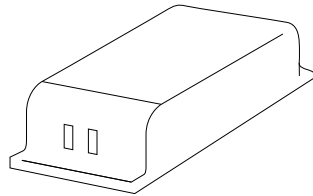
1000mm. - 2Pcs.


2000mm. - 3Pcs.

3000mm. - 4Pcs.

Corners - 4Pcs. - Two units (in the ceiling) and two units (in the wall) can be combined

COLOUR | B □ |



CONSTANT VOLTAGE LED POWER SUPPLY		P	V	Max Length	Max Length H0	D
ON / OFF	0433-10-22	96W	24V	7000mm	3750mm	300 x 40 x 21mm
 DALI PUSH	0433-10-23	80W	24V	6250mm	3000mm	345 x 32 x 22mm
	0433-10-24	160W	24V	7000mm	5000mm	300 x 50 x 35mm

220
240 V~



Fuente de luz (LED) reemplazable por un profesional autorizado

Replaceable (LED only) light source by an authorized professional.

Source lumineuse (LED) remplaçable par un professionnel agréé

Sorgente luminosa (LED) sostituibile da parte di un professionista autorizzato

Austauschbare (LED) Lichtquelle durch einen autorisierten Fachmann



Equipo de control reemplazable por un profesional autorizado

Replaceable control gear by an authorized professional

Dispositif de commande remplaçable par un professionnel agréé

Alimentatore sostituibile da parte di un professionista autorizzato

Auswechselbares Betriebsgerät durch autorisierten Fachmann

INSTRUCCIONES PARA EL FINAL DE VIDA Y LA ELIMINACIÓN LOS COMPONENTES
 INSTRUCTIONS ON END-OF-LIFE AND COMPONENT DISPOSAL
 INSTRUCTIONS POUR LA GESTION DES COMPOSANTS EN FIN DE VIE ET LEUR MISE AU REBUT
 ISTRUZIONI PER IL FINE VITA E LO SMALTIMENTO DEI COMPONENTI
 ANWEISUNGEN ZUR ENTSORGUNG DER LEUCHTENKOMPONENTEN



Interrumpir la alimentación del aparato
 Cut the power supply to the luminaire
 Couper l'alimentation du luminaire
 Interrompere l'alimentazione dell'apparecchio
 Stromversorgung der Leuchte unterbrechen



Quitar la(s) fuente(s) de luz para el desecho
 Remove light source(s) for disposal
 Retirer la (les) source(s) lumineuse(s) pour l'élimination
 Rimuovere la/le sorgente/e di luce per lo smaltimento
 Lichtquelle(n) zur Entsorgung entfernen



Quitar la batería para el desecho
 Remove the battery for decommissioning
 Retirer la batterie pour sa mise au rebut
 Rimuovere la batteria per la dismissione
 Die Batterie ordnungsgemäß entsorgen



Quitar el equipo de control para el desecho
 Remove control gear for disposal
 Retirer le dispositif de commande pour l'élimination
 Rimuovere l'alimentatore per lo smaltimento
 Betriebsgerät zur Entsorgung ausbauen



Enviar los materiales a un centro de recogida RAEE
 Send the materials to a WEEE collection centre
 Envoyer les matériaux dans une déchetterie DEEE
 Inviare i materiali ad un centro di raccolta RAEE
 Die Materialien in einem WEEE-Zentrum entsorgen

